

201-XXX-SP SERIES

Single-phase voltage/phase monitor

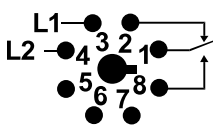
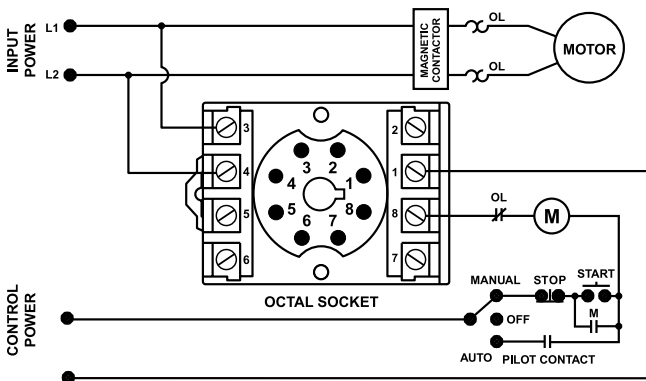


Description

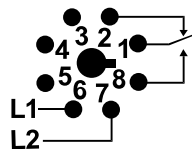
The 201-xxx-SP series is an 8-pin octal-base, plug-in voltage monitor designed to protect single-phase motors regardless of size. The 201-100-SP is used on 95–120 V ac, 50/60 Hz motors to prevent damage caused by low voltage. The 201-200-SP is used on 190–240 V ac, 50/60 Hz motors. The 201-200-SP-T-9 is a pin-for-pin replacement for a Time Mark® #260 series voltage monitor. High voltage protection is included in the 201-200-SP-T-9.

The unique microcontroller-based voltage and voltage-sensing circuit constantly monitors the voltage to detect harmful power line conditions. When a harmful condition is detected, the MotorSaver's output relay is deactivated after a specified trip delay. The output relay reactivates after power line conditions return to an acceptable level and a specified amount of time has elapsed (restart delay). The trip delay prevents nuisance tripping due to rapidly fluctuating power line conditions.

Wiring Diagram



PIN-OUT 1 (201-XXX-SP)
(view of socket)



PIN-OUT 2 (201-200-SP-T-9)
(view of socket)

Must use Model OT08PC socket for UL Rating!

Note: Manufacturer's recommended screw terminal torque for the RB Series and OT Series Octal Sockets is 12 in.-lbs.

Features & Benefits

FEATURES	BENEFITS
Proprietary microcontroller based circuitry	Constant monitoring of voltage to detect harmful power line conditions, even before the motor starts
Fixed trip delay 4 s	Prevents nuisance tripping due to rapidly fluctuating power line conditions
Advanced LED indication	Provides diagnostics which can be used for troubleshooting and to determine relay status
Compact design for 8-pin; DIN rail or surface mount	Allows flexibility in panel installation

Accessories



OT08PC 8-pin Octal Socket

Octal Socket for plug-in units. 8-pin surface & DIN rail mountable. Rated for 10 A @ 600 V ac.

Ordering Information

MODEL	LINE VOTAGE	DESCRIPTION
201-100-SP	95–120 V ac	SPDT, protects single phase motors
201-200-SP	190–240 V ac	SPDT, protects single phase motors
201-200-SP-T-9	190–240 V ac	SPDT, direct replacement for Time Mark® #260 series

201-XXX-SP SERIES

Specifications

Input Characteristics

Line Voltage:

201-100-SP 95–120 V ac

201-200-SP, 201-200-SP-T-9 190–240 V ac

Frequency 50/60 Hz

Functional Characteristics

Low Voltage (% of setpoint)

Trip 90 %

Reset 93 %

For 201-200-SP-T-9 only:

High Voltage (% of setpoint)

Trip 110 %

Reset 107 %

Trip Delay Time:

High/Low Voltage Fault 4 seconds

Restart Delay Time:

After a Fault 2 seconds

After a Complete Power Loss 2 seconds

Output Characteristics

Output Contact Rating (SPDT)

Pilot Duty 480 VA @ 240 V ac

General Purpose 10 A @ 240 V ac

General Characteristics

Ambient Temperature Range

Operating -40° to 70°C (-40° to 158°F)

Storage -40° to 80°C (-40° to 176°F)

Maximum Input Power 5 W

Transient Protection (Internal) 2500 V for 10 ms

Safety Marks

UL (OT08PC octal socket required)

UL 508 (File #E68520)

Dimensions

H 44.45 mm (1.75"); **W** 60.325 mm (2.375");

D 104.775 mm (4.125") (with socket)

Weight

0.8 lb. (12.8 oz., 362.87 g)

Mounting Method

DIN rail or surface mount

(plug in to OT08PC socket)

Socket Available

Model OT08PC (UL Rating 600 V)

The 600V socket can be surface mounted or installed on DIN Rail.