

# Axial Lead and Cartridge Fuses

Designed to IEC Standard


## 5 x 20 mm Fast-Acting Fuse 217/227 Series



- Designed to International (IEC) Standards for use globally.
- Meets the IEC 60127-2, Sheet 2 specification for Fast-Acting Fuses.
- Available in Cartridge and Axial Lead Form.
- Available in ratings of 0.032 to 10 amperes.

### ELECTRICAL CHARACTERISTICS:

% of Ampere Rating	Ampere Rating	Opening Time
150%	.032–.100	60 minutes, <b>Minimum</b>
	.125–6.3	60 minutes, <b>Minimum</b>
210%	.032–.100	30 minutes, <b>Maximum</b>
	.125–6.3	30 minutes, <b>Maximum</b>
275%	.032–.100	0.01 sec., <b>Min.</b> ; .5 sec. <b>Max.</b>
	.125–6.3	0.05 sec., <b>Min.</b> ; 2 sec. <b>Max.</b>
400%	.032–.100	.003 sec., <b>Min.</b> ; 0.1 sec. <b>Max.</b>
	.125–6.3	.01 sec., <b>Min.</b> ; 0.3 sec. <b>Max.</b>
1000%	.032–.100	.02 second, <b>Maximum</b>
	.125–6.3	.02 second, <b>Maximum</b>



**AGENCY APPROVALS:** Sheet I IEC 60127-2:\* SEMKO, VDE approved thru 6.3 amps. BSI approved 0.4-6.3 amps.

Recognized under the Components Program of Underwriters Laboratories and recognized by CSA.

UL recognized to 6.3A only.

**INTERRUPTING RATING:** 35 amperes or 10 x rated current; whichever is greater.

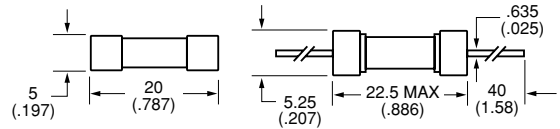
### ORDERING INFORMATION:

Cartridge Catalog Number	Axial Lead Catalog Number	Ampere Rating	Voltage Rating	Nominal Resistance Cold Ohms	Nominal Melting I <sup>2</sup> t A <sup>2</sup> Sec.
217.032	227.032	.032	250	262.2	0.000048
217.040	227.040	.040	250	183.2	0.000074
217.050	227.050	.050	250	15.20	0.00020
217.063	227.063	.063	250	10.43	0.00057
217.080	227.080	.080	250	7.88	0.00085
217.100	227.100	.100	250	5.10	0.0034
217.125	227.125	.125	250	3.68	0.0049
217.160	227.160	.160	250	2.53	0.011
217.200	227.200	.200	250	1.65	0.025
217.250	227.250	.250	250	1.18	0.043
217.315	227.315	.315	250	0.810	0.110
217.400	227.400	.400	250	0.277	0.130
217.500	227.500	.500	250	0.210	0.225
217.630	227.630	.630	250	0.168	0.420
217.800	227.800	.800	250	0.134	0.870
217 001	227 001	1	250	0.096	1.07
217 1.25	227 1.25	1.25	250	0.070	2.29
217 01.6	227 01.6	1.6	250	0.046	4.74
217 002	227 002	2	250	0.040	5.88
217 02.5	227 02.5	2.5	250	0.033	9.72
217 3.15	227 3.15	3.15	250	0.022	18.2
217 004	227 004	4	250	0.016	30.0
217 005	227 005	5	250	0.013	43.9
217 06.3	227 06.3	6.3	250	0.0098	64.2
217 008	227 008	8*	250	0.0068	203.5
217 010	227 010	10*	250	0.0060	223.5

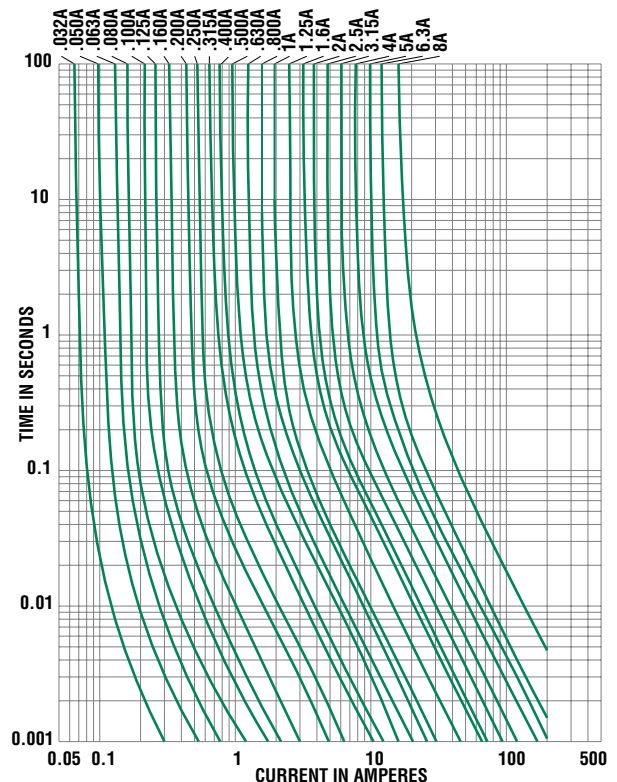
\*IEC Standards for 5 x 20mm fuses do not include ratings above 6.3 amperes, but are under consideration.

217 000 Series

217 000 XE  
227 000 Series<sup>1</sup>



### Average Time Current Curves



<sup>1</sup> 227 Series is used for North American ordering.