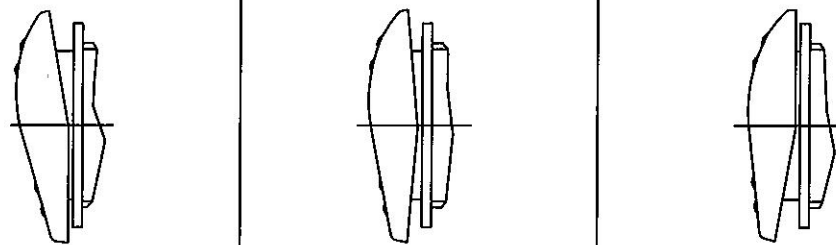


NOTES:
 1. ALL DIMENSIONS ARE REFERENCE ONLY
 2. SILVERED CONTACT SURFACES
 3. CONTACT RATING:
 20 AMPS @ 12V DC
 15 AMPS @ 24V DC

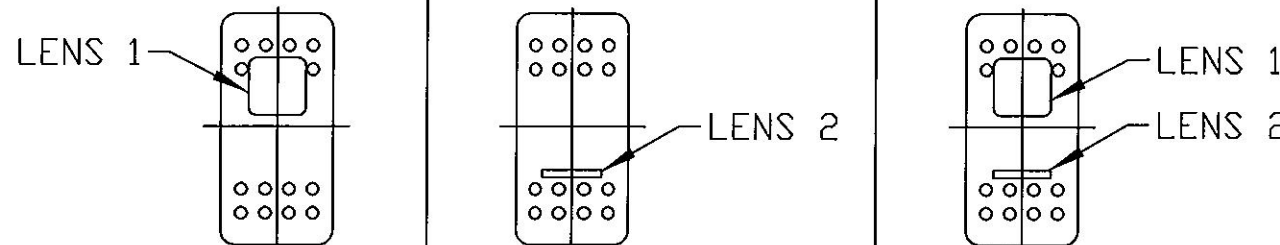
ROCKER COLORS
BLACK GRAY RED WHITE
IMPRINT COLORS
BLACK WHITE
LAMP VOLTAGE
12V DC 24V DC

ROCKER POSITIONS



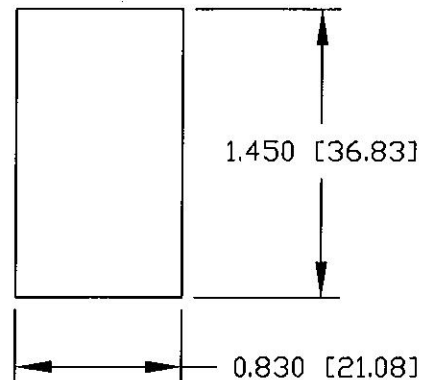
POSITION A POSITION B POSITION C

LENS LOCATION

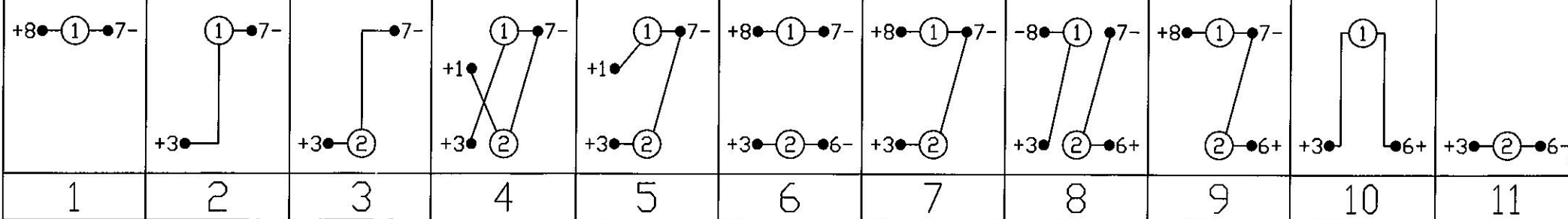


LOCATION D LOCATION E LOCATION F

MOUNTING HOLE DETAIL



LENS COLORS
 AMBER
 BLUE
 CLEAR
 GREEN
 RED
 WHITE



LAMP SCHEMATIC

Revision Control Record			
Rev.	Description of Change	ECN No.	Date
K	58326-23	03224	06/13/03
L	INCANDESCENT TO LED	06062	02/24/06
M	ADD LED AND WHITE LENS AND MARKINGS ON LENS & ACT OF 58326-06	08539	11/02/08
N	ADD TERMINAL 5 & 6	09457	09/22/09

Tolerances Unless otherwise specifically noted, the following are default tolerances:
 * 2-place Decimal Dimensions +/- .02"
 * 3-place Decimal Dimensions +/- .005"
 * Angular Dimensions +/- 1.0 Deg.
 * Metric: Refer to equivalent English Dimension Tolerance
 >>> NOTE: All tolerances are Non-Cumulative. <<<

Dimensional Units All dimensions are expressed in inches except those shown in brackets (xxx) are expressed in millimeters

"REF." or an Asterisk (*) = Non-Tolerance Reference Dimension, shown for clarification purposes only.

Used On or Ref.: **EX26110 SERIES** Scale: **1:1**

PROPRIETARY INFORMATION This Engineering Drawing, and the information contained herein, is proprietary to Cole Hersee Company and may not be disclosed, re-produced, or in any other way transferred or communicated to any other party without the express written consent of an authorized representative of Cole Hersee Company.

DESIGN CONTROL It is the responsibility of the individual using / referencing this drawing to assure that the noted design revision level agrees with the revision level of the Controlled Document (Master Drawing). This is a NON-CONTROLLED DOCUMENT unless otherwise specifically noted.

DO NOT SCALE - Dimensional variation may occur during printing / reproduction.

Drawn By: **DPS** Date Drawn: **2/1/93**

Special Characteristics:

Critical Characteristic, relating to Safety and/or Regulatory Compliance

Significant Characteristic relating to Process Control (SPC)

Control Dimension relating to Form - Fit - Function as defined by Cole Hersee Company and/or the Customer

(Note that the identification of any Characteristics as being "Special" does not alter the requirement that ALL specified dimensions & tolerances must be met.)

Responsible Engineer: Pg. 1 of 5

Cole Hersee Co.
 20 Old Colony Ave., South Boston, MA, 02127
 Phn: 617-268-2100 Web: www.colehersee.com

Description: **ROCKER SWITCH**

Drawing / Part No.: **58326-CHART N**