

(N) 58328-65	SPDT	ON 1 & 2	NONE	ON 2 & 3	BLACK	1,2,3,4, & 6					K	GREEN		12VDC		2		
(L) (P) 58328-64	SPST	OFF	NONE	ON 2 & 3	BLACK	2,3, & 4	30		E	WHITE	K	AMBER		12VDC				
58328-63	SPST	OFF	NONE	MOM ON 2 & 3	BLACK	2,3,4 & 6					K	GREEN		12VDC		2		
PT NO	TYPE OF SW	POS A	POS B	POS C	ROCKER COLOR	TERMINAL LOCATION	IMPRINT #1	IMPRINT #2	IMPRINT LOCATION	IMPRINT COLOR	LENS LOCATION	LENS 1 LENS 2 LENS COLOR	LENS 1 LENS 2 LAMP VOLTAGE	LAMP SCHEM	BUS BARS			

**Tolerances** Unless otherwise specifically noted, the following are default tolerances;  
 \* 2-place Decimal Dimensions +/- .02"  
 \* 3-place Decimal Dimensions +/- .005"  
 \* Angular Dimensions +/- 1.0 Deg.  
 \* Metric: Refer to equivalent English Dimension Tolerance  
 >>> NOTE: All tolerances are Non-Cumulative. <<<

**Dimensional Units** All dimensions are expressed in inches except those shown in brackets (xxx) are expressed in millimeters

"REF." or an Asterisk (\*) = Non-Toleranced Reference Dimension, shown for clarification purposes only.

Used On  
or Ref.:

Scale: **1:1**




**PROPRIETARY INFORMATION** This Engineering Drawing, and the information contained herein, is proprietary to Cole Hersee Company and may not be disclosed, re-produced, or in any other way transferred or communicated to any other party without the express written consent of an authorized representative of Cole Hersee Company.

**DESIGN CONTROL** It is the responsibility of the individual using / referencing this drawing to assure that the noted design revision level agrees with the revision level of the Controlled Document (Master Drawing). This is a NON-CONTROLLED DOCUMENT unless otherwise specifically noted.

DO NOT SCALE - Dimensional variation may occur during printing / reproduction.

Drawn By: **MJT**

Date Drawn: **2/7/95**

**Key for Special Characteristics:**  
 Critical Characteristic, relating to Safety and/or Regulatory Compliance  
 Significant Characteristic relating to Process Control (SPC)  
 Control Dimension relating to Form - Fit - Function as defined by Cole Hersee Company and/or the Customer

(Note that the identification of any Characteristics as being "Special" does not alter the requirement that ALL specified dimensions & tolerances must be met.)

Responsible Engineer:

Pg. 6 of 6

**Cole Hersee Co.**  
 20 Old Colony Ave., South Boston, MA, 02127  
 Phn: 617-268-2100 Web: www.colehersee.com

Description: **ROCKER SWITCH**

Drawing / Part No.: **58328-CHART** Current Rev. **SEE PG 1**