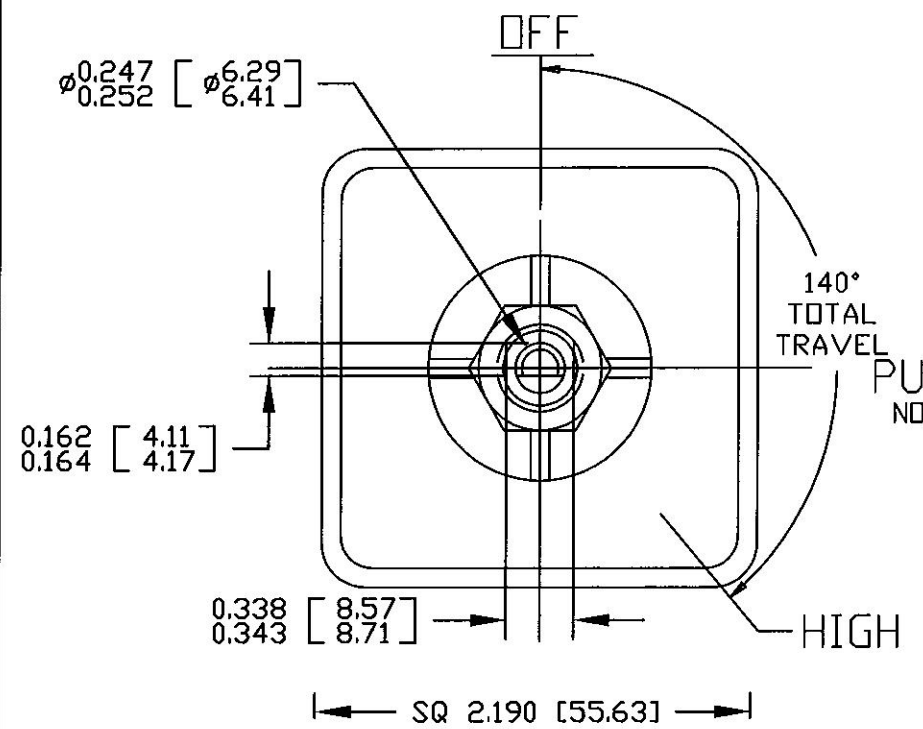
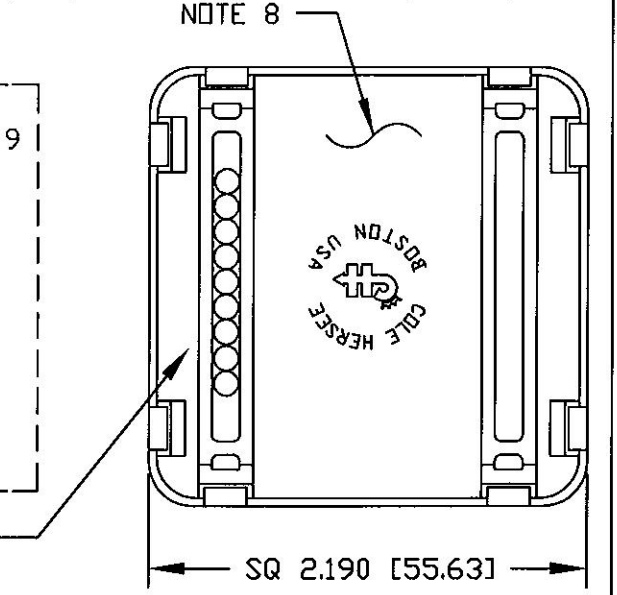
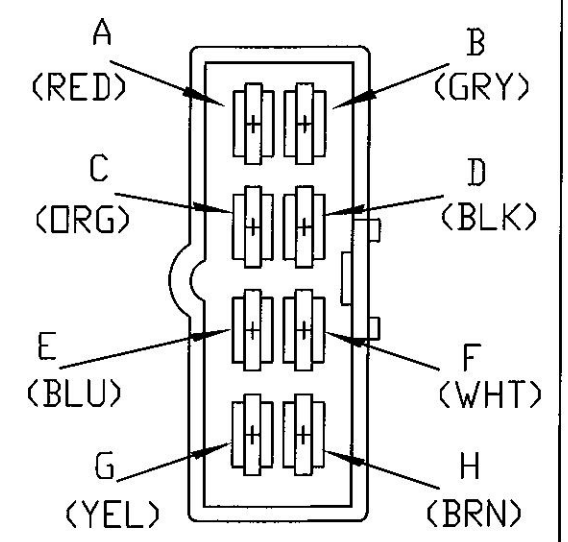


Revision Control Record			
Rev.	Description of Change	ECN No.	Date
A	NEW RELEASE	07475	12/04/07
B	SOFTWARE CHANGE	08085	01/31/08
C	BOM CHANGE	09587	01/13/10



- NOTES:
- DESIGNED FOR 12V SYSTEM, DUAL MOTOR. MUST BE USED WITH NON-DYNAMIC PARK MOTORS ONLY.
  - PUSH TO WASH FUNCTION RESULTS IN 3 WIPES AFTER RELEASE OF PUSH SWITCH.
  - RATING: VOLTAGE OPERATING RANGE 9VDC TO 16VDC  
 ROTARY SWITCH ACTUATION 20,000 CYCLES MINIMUM.  
 MOTOR DRIVE: 10 AMPS PER MOTOR CONTINUOUS, START-UP/STALL/LOCKED-ROTOR 30 AMPS. SHORT-CIRCUIT PROOF.  
 WASHER CIRCUIT 3 AMPS, PUSH SWITCH 20,000 CYCLES MINIMUM.
  - MICROPROCESSOR CONTROLLED, SOLID-STATE RELAY, CURRENT LIMIT SENSE CIRCUIT, REVERSE POLARITY PROTECTED
  - CONFORMS TO SAE J1455:  
 4.11 GENERAL HEAVY DUTY TRUCK ELECTRICAL ENVIRONMENT.  
 4.11.1 STEADY-STATE ELECTRICAL CHARACTERISTICS.  
 4.11.2 TRANSIENT, NOISE AND ELECTROSTATIC CHARACTERISTICS.
  - INTERMITTENT DELAYS: 1, 2, 4, 7, 11 AND 16 SECONDS
  - ALL DIMENSIONS ARE REFERENCE ONLY UNLESS NOTED OTHERWISE.
  - COLE HERSEE PART NUMBER, REVISION, & DATE CODE STAMPED IN WHITE ON REAR PLASTIC COVER.
  - CONNECTOR, DELPHI: 8-PIN, PART# 2965972 (QTY 1)  
 TERMINALS, DELPHI: 2965439 (QTY 8)
  - CONNECTOR, DELPHI: 1-PIN, PART# 8905650 (QTY 1)  
 TERMINALS, DELPHI: 2965439 (QTY 1)
  - UNIT REQUIRES TWO SEPARATE WIRE CONNECTIONS TO MOTOR PARK SIGNALS.  
 THIS MAY REQUIRE RE-WIRING VEHICLE HARNESS. DO NOT CONNECT PARK WIRES TOGETHER.  
 NOTE THAT 1-PIN CONNECTOR (PURPLE WIRE) IS FOR PARK MOTOR #2.
  - WRAP PLASTIC BAG AROUND SWITCH PURPLE WIRE, FOLD AND STAPLE AS SHOWN.



COLOR	FUNCTION	CONNECTOR	TERMINAL
RED	VBB (12V POWER)	8-PIN	A
GREY	HIGH-SPEED MOTOR #2	8-PIN	B
ORANGE	LOW-SPEED MOTOR #2	8-PIN	C
BLACK	GROUND (0V)	8-PIN	D
BLUE	PARK MOTOR #1 (SEE NOTE 11)	8-PIN	E
WHITE	HIGH-SPEED MOTOR#1	8-PIN	F
YELLOW	LOW-SPEED MOTOR #1	8-PIN	G
BROWN	WASHER	8-PIN	H
PURPLE	PARK MOTOR #2 (SEE NOTE 11)	1-PIN	

**Tolerances** Unless otherwise specifically noted, the following are default tolerances:  
 \* 2-place Decimal Dimensions +/- .02"  
 \* 3-place Decimal Dimensions +/- .005"  
 \* Angular Dimensions +/- 1.0 Deg.  
 \* Metric: Refer to equivalent English Dimension Tolerance  
 >>> NOTE: All tolerances are Non-Cumulative. <<<

**Dimensional Units** All dimensions are expressed in inches except those shown in brackets (xxx) are expressed in millimeters

"REF." or an Asterisk (\*) = Non-Toleranced Reference Dimension, shown for clarification purposes only.

Used On or Ref.: **EX28333** Scale: **1:1**

**PROPRIETARY INFORMATION** This Engineering Drawing, and the information contained herein, is proprietary to Cole Hersee Company and may not be disclosed, re-produced, or in any other way transferred or communicated to any other party without the express written consent of an authorized representative of Cole Hersee Company.

**DESIGN CONTROL** It is the responsibility of the individual using / referencing this drawing to assure that the noted design revision level agrees with the revision level of the Controlled Document (Master Drawing). This is a NON-CONTROLLED DOCUMENT unless otherwise specifically noted.

DO NOT SCALE - Dimensional variation may occur during printing / reproduction.

Drawn By: **JCS** Date Drawn: **12/04/07**

**Special Characteristics:**

- ⊠ Critical Characteristic, relating to Safety and/or Regulatory Compliance
- ⊠ Significant Characteristic relating to Process Control (SPC)
- ⊠ Control Dimension relating to Form - Fit - Function as defined by Cole Hersee Company and/or the Customer

(Note that the Identification of any Characteristics as being "Special" does not alter the requirement that ALL specified dimensions & tolerances must be met.)

Responsible Engineer: **JCS** Pg. **1**

**Cole Hersee Co.**  
 20 Old Colony Ave., South Boston, MA, 02127  
 Phn: 617-268-2100 Web: www.colehersee.com

**Description:**  
**WINDSHIELD WIPER CONTROLLER, DUAL-MOTOR, 12V, SSR, NON-DYNAMIC PARK MOTOR**

Drawing / Part No.: **75601-14** Current Rev. **C**