

Arc-Flash Detection Relays

A0220 Series

Arc Detecting Point Sensor



Description

The A0220 series is an arc-detection, photo-electric sensor that provides superior arc-flash monitoring. These sensors react to light within a 180° detection zone. They are installed in line of sight to possible arc faults and can detect an arc as small as 3 kA within a 2 m half-sphere. These sensors include 10 m of shielded, two-wire electric cable that can easily be shortened or extended to a maximum of 50 m. This series is compatible with the D0920 Littelfuse arc-flash relays. The A0220 sensors and arc-flash relays provide superior protection against the damaging effects of arc flashes and improve the lifespan of electrical equipment as well as the protection of personnel.

Features & Benefits

FEATURES	BENEFITS
180° detection zone	Wide-ranging fault detection
Sensor signal is mA current signal of 0.5 mA/k lux	Superior protection

Applications

- For use with Littelfuse arc-flash relays

Specifications

Sensitivity	0.5 mA/ klux
Range for PGR-8800	10 klux to 30 klux
Ambient temperature	-25 °C to +70 °C.
Degree of protection	IP65
Type Selection Table	A0220 Arc Detector includes 10 m cable

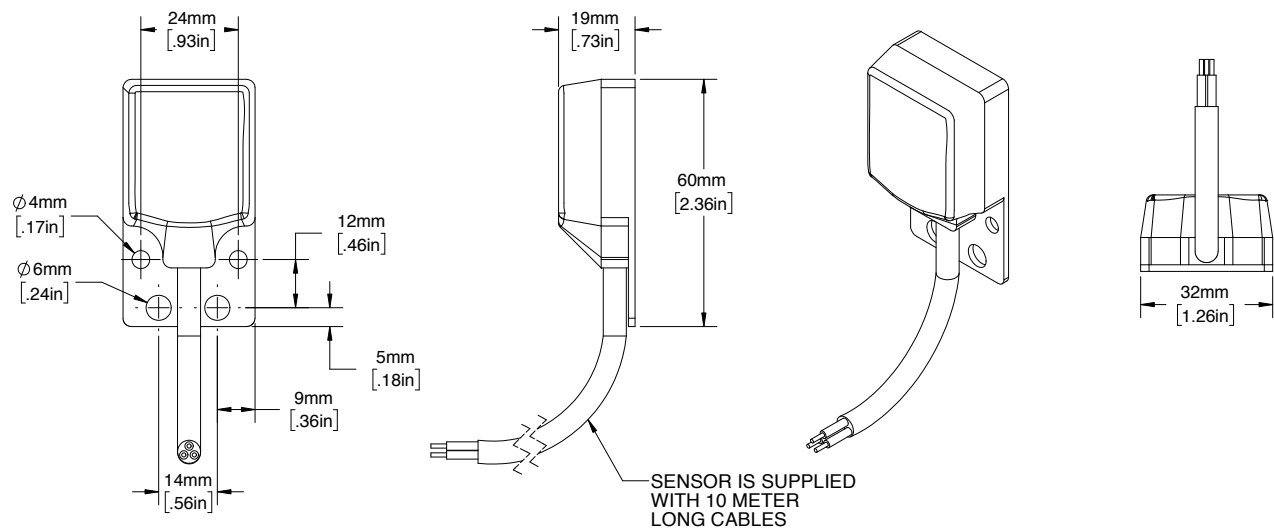
Ordering Information

ORDERING NUMBER	CONTROL POWER
A0220.0010	Arc Detector type V, 10 m
A0220.0020	Arc Detector type V, 15 m
A0220.0030	Arc Detector type V, 10 m, CCC approved
A0220.0040	Arc Detector type V, 15 m, CCC approved

Arc-Flash Detection Relays

A0220 Series

Dimensions Millimeters (inches)



A0220 Sensor Installation

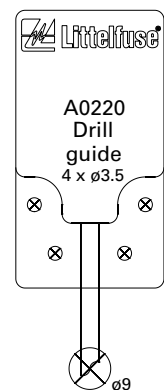
The sensors include an adhesive backed drill template for easy surface or panel-mount installation. All dimensions are shown in millimeters.

Affix the drill template where the sensor is to be mounted. Either M4 or M5 screws or pop rivets (4 mm or 5 mm) can be used.

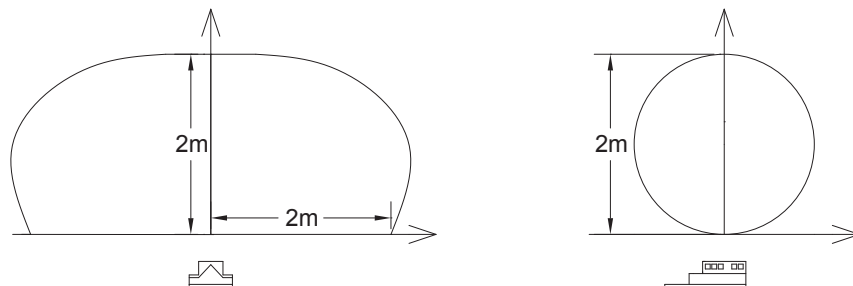
Mounting screws are M4 for the top holes. This template matches the mounting dimensions for the A1000 or PGA-LS10 sensor.

The bottom mounting holes are either for 5 mm self-drilling screws (3.5 mm drill) or for M5 (4.2 mm drill). This template matches the mounting dimensions for the A0200 and A0300 sensors.

For placement of sensors please refer to the relay manual.



Detection range for a 3kA fault



Arc-Flash Detection Relays

A0220 Series

Connection to D0920 relays

SENSOR WIRE	TERMINAL
Red	1
Green	2
Screen	3

Connection to D1000 relays

SENSOR WIRE	SENSOR 1 TERMINAL	SENSOR 2 TERMINAL	SENSOR 3 TERMINAL	SENSOR 4 TERMINAL	SENSOR 5 TERMINAL	SENSOR 6 TERMINAL
Green	4	8	12	16	20	24
Red	3	7	11	15	19	23
Screen	Chassis	Chassis	Chassis	Chassis	Chassis	Chassis

Disclaimer Notice – Information furnished is believed to be accurate and reliable. However, users should independently evaluate the suitability of and test each product selected for their own applications. Littelfuse products are not designed for, and may not be used in, all applications. Read complete Disclaimer Notice at www.littelfuse.com/product-disclaimer.