


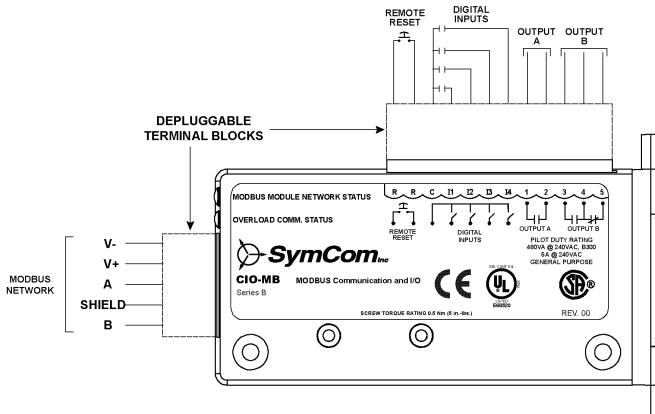
# CIO-MB/CIO-120-MB

Communication link to PLC/SCADA/  
monitoring systems

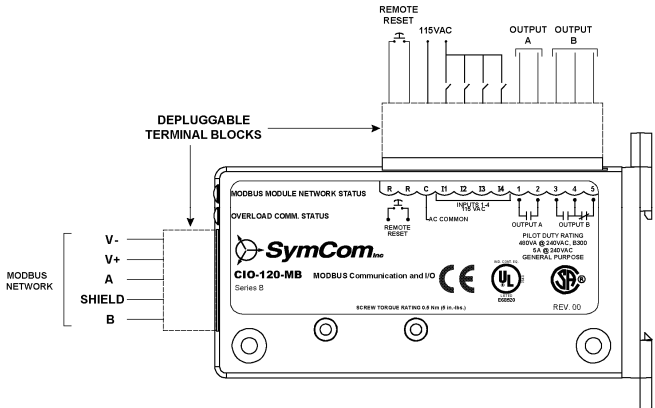


## Wiring Diagram

TYPICAL WIRING FOR CIO-MB



TYPICAL WIRING FOR CIO-120-MB



## Ordering Information

MODEL	LINE VOLTAGE
CIO-MB	12 to 24VDC
CIO-120-MB	90 to 130VAC

## Description

The CIO-MB/CIO-120-MB Modules are convenient and cost-effective Modbus-RTU interfaces capable of providing discrete control and monitoring of an overload relay over a Modbus network.

## Features & Benefits

FEATURES	BENEFITS
<b>Compact size</b> 3.46" H x 1.0" W x 5.0" D	Easily adapts to existing as well as new applications
<b>Flexible addressing standard allows function as stand-alone interface or in conjunction with 777 series overload relay</b>	Provides flexibility for control and monitoring
<b>Remote reset option</b>	Additional remote reset input allows user to reset 777 series relays without opening the panel
<b>DIN rail or surface mountable</b>	Allows installation flexibility
<b>Unpluggable terminal block connections</b>	Allows user to wire terminal blocks before installing the module and reduces field wiring

## Specifications

### Functional Specifications

**Remote Reset (for use with optional 777 Series)**

Normally open pushbutton rated 24VDC, 10mA (min.)

### Power Requirements:

<b>Voltage</b>	24VDC +10%
<b>Current</b>	95mA (max.) 70mA (typical)
<b>Power</b>	2.28 W (max.) 1.7 W (typical)
<b>Ethernet Controller Capability</b>	IEEE 802.3 10Base-T

### Input Characteristics

**General Purpose (4)**

<b>Voltage Range:</b>	
<b>CIO-MB</b>	12-24VDC
<b>CIO-120-MB</b>	90-130VAC
<b>Current</b>	2mA (typical)

### Output Characteristics

**SPDT (1), SPST (1)**

480VA & 240VAC, B300  
5A @ 240VAC

### General Characteristics

**Ambient Operating Temperature**  
-20° to 70°C (-4° to 158°F)

### Terminal (depluggable terminal block)

**Torque**  
3 in.-lbs. (max.)  
**Wire AWG**  
12-20 AWG

### Class of Protection

IP20, NEMA 1 (finger safe)

### Relative Humidity

10-95%, non-condensing per IEC 68-2-3

## CIO-MB/CIO-120-MB

### Standards Passed

<b>Electrostatic Discharge (ESD)</b>	IEC 61000-4-2, Level 3, 6kV contact, 8kV air
<b>Radio Frequency Immunity, Radiated</b>	150 MHz, 10V/m
<b>Fast Transient Burst</b>	IEC 61000-4-4, Level 3, 4kV input power
<b>Hi-Potential Test</b>	Meets UL508 (2 x rated V + 1000V for 1 min)
<b>Surge</b>	
<b>Input Power</b>	IEC 61000-4-5, Level 1
<b>Inputs/Data Lines</b>	IEC 61000-4-5, Level 2
<b>Safety Marks</b>	
<b>UL</b>	UL508 (File #E68520)
<b>CSA</b>	C22.2 (File #46510)
<b>CE</b>	IEC 60947-6-2
<b>Enclosure</b>	Polycarbonate
<b>Dimensions</b>	<b>H</b> 86.36 mm (3.40"); <b>W</b> 25.40 mm (1.00"); <b>D</b> 138.68 mm (5.46") (w/depluggable connectors)
<b>Weight</b>	0.25 lb. (4 oz., 113.4 g)
<b>Mounting Methods</b>	DIN Rail or surface mount (w/two #8 screws)