


Integrated Circuits

IGBT & MOSFET Gate Drivers

Choose from our comprehensive portfolio of Gate Driver ICs to efficiently drive MOSFETs and IGBTs

High-Side & Low-Side



Features:

- High-side operation up to 600 V_{DC}
- 600 mA / 290 mA to 4.5 A / 4.5 A sink/source output capability
- Supply voltage: 10 V to 20 V
- Logic input voltage: 3.3 V to 20 V
- Under Voltage Lockout (UVLO)
- Operating temperature: -40 °C to +125 °C


Application Examples:

- Motor controls
 - Servo motor control
 - Pumps and fans
- Class-D power amplifiers
- Uninterruptible Power Supply (UPS)
- Welding
- Induction cooking



Motor Control

Half-Bridge



Features:

- High-side operation up to 600 V_{DC}
- 600 mA / 290 mA to 2.3 A / 1.9 A sink / source output capability
- Supply voltage: 10 V to 20 V
- Logic input voltage: 3.3 V to 20 V
- Fixed or programmable deadtime
- Under Voltage Lockout (UVLO)
- Operating temperature: -40 °C to +125 °C


Application Examples:

- Motor controls / drives
- Stepper motor drives
- DC / DC-converters
- AC / DC-inverters
- Robotics
- Cordless power tools
- Drones



Welding Equipment

3-Phase Half-Bridge



Features:


- High-side operation up to 600 V_{DC}
- 350 mA / 200 mA and 600 mA / 290 mA sink/source output capability
- Supply voltage range: 10 V to 20 V
- Logic input voltage range: 3.3 V to 20 V
- Fixed internal deadtime
- Cross conduction prevention logic
- Shoot-through protection logic
- Operating temperature: -40 °C to +125 °C

Application Examples:

- Three-phase motor drives
- White goods
 - Pump motors
 - Compressor motors
 - Fan motors
- Air conditioners
- Cordless power tools
- Robotics




Uninterruptible Power Supply



Induction Cooktop

Gate Driver ICs

Low-side



Features:

- 1.5 A to 30 A peak source/sink drive current
- Wide operating voltage range up to 35 V
- Operating temperature: -40°C to $+125^{\circ}\text{C}$
- Logic input withstands negative swing up to -5 V
- Dual drivers have matched rise and fall times
- Low propagation delay time
- Low output impedance
- AEC-Q100 qualified versions available

Application Examples:

- Efficient power MOSFET and IGBT switching
- Switch mode power supplies
- Motor controls
- DC to DC converters
- Class-D switching amplifiers
- Pulse transformer driver



EV Charging



Building Automation



Industrial Automation



Switch Mode Power Supply



Appliances



Power Inverter




Medical Equipment



Cordless Power Tool

SiC-MOSFETs




Features:

- Separate 9 A peak source and sink outputs
- V_{DD} input supply voltage: 13 to 25 V
- Internal charge pump regulator
- Adjustable gate drive voltage: -10 V to $+25\text{ V}$
- Internal logic level shifters
- Desaturation detection with soft shutdown sink driver
- Under Voltage Lockout (UVLO)
- Thermal shutdown
- AEC-Q100 Automotive-Grade qualified

Application Examples:

- On-board chargers
- DC-DC converters
- Electric vehicle charging stations
- Motor controllers
- Power inverters

Optically Isolated Photovoltaic & Load-biased



Features:

- Isolated 5.5 V and 12 V photovoltaic output
- Floating outputs for parallel or series configuration
- Dual optically isolated photovoltaic devices
- Requires no load-side power supply
- Only 2.5 mA input LED current to drive external MOSFET
- Low drive power requirements (TTL / CMOS compatible)
- Load-biased voltages up to 570 V (600 V_P)
- Fast switching speeds: 40 μs on; 400 μs off

Application Examples:

- Instrumentation
- Medical equipment isolation
- Appliances
- Meters
- Security
- Industrial controls



Scan to Download

To access the **Integrated Circuit Selection Guide** and other Littelfuse literature in an interactive and mobile-friendly format, please visit our **eCatalog** library.