

# KVM SERIES



## Description

The KVM Series is a single-phase undervoltage monitor designed to protect sensitive equipment against brownout undervoltage conditions. The compact design and encapsulated construction make the KVM Series an excellent choice for OEM equipment.

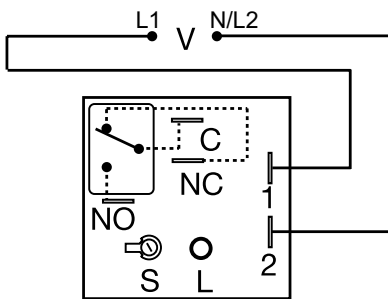
## Operation

The output relay is energized and the LED glows green when the input voltage is above the reset voltage threshold. If the input voltage drops below the undervoltage setpoint, the output relay and LED will de-energize. The output relay will remain de-energized as long as the input voltage is below the reset voltage. Reset is automatic when the input voltage returns to a normal range.

## Features & Benefits

FEATURES	BENEFITS
<b>Continuous monitoring</b>	Low cost single-phase undervoltage (brownout) protection
<b>Compact design measures 2 in. (50.8mm) square</b>	Perfect for OEM applications where, cost, size and ease of installation are important
<b>LED indication</b>	Quick visual indication of output status
<b>Encapsulated</b>	Protects against shock, vibration, and humidity

## Wiring Diagram



V = Voltage  
L = LED  
S = Undervoltage Setpoint  
NO = Normally Open  
NC = Normally Closed  
C = Common, Transfer Contact

## Accessories



### P1015-64 (AWG 14/16) Female Quick Connect

These 0.25 in. (6.35 mm) female terminals are constructed with an insulator barrel to provide strain relief.




### P1015-18 Quick Connect to Screw Adapter

Screw adapter terminal designed for use with all modules with 0.25 in. (6.35 mm) male quick connect terminals.



### C103PM (AL) DIN Rail

35 mm aluminum DIN rail available in a 36 in. (91.4 cm) length.



### P1023-20 DIN Rail Adapter

Allows module to be mounted on a 35 mm DIN type rail with two #10 screws.

## Ordering Information

MODEL	MAXIMUM LINE VOLTAGE	UNDervOLTAGE SETPOINT
KVM4	132VAC	Adjustable, 78 to 99VAC
KVM6	264VAC	Adjustable, 156 to 199VAC

If you don't find the part you need, call us for a custom product 800-843-8848

## KVM SERIES

### Specifications

#### Line Voltage

<b>Type</b>	Single phase
<b>Input Voltage</b>	110 to 120VAC or 220 to 240VAC
<b>AC Line Frequency</b>	50/60 Hz
<b>Power Consumption</b>	2.5W @ 132VAC; 4.5W @ 264VAC
<b>Power Off Reset Time</b>	≤ 150ms

#### Undervoltage Detection

##### Undervoltage Setpoint

<b>KVM4</b>	78 to 99VAC
<b>KVM6</b>	156 to 199VAC

##### Undervoltage Reset Point

<b>KVM4</b>	Fixed at 104VAC
<b>KVM6</b>	Fixed at 209VAC
<b>Repeatability</b>	± 0.5% under fixed conditions ± 1% over temperature range

##### Voltage Sensing Accuracy

#### Output

<b>Type</b>	Electromechanical relay
<b>Form</b>	SPDT
<b>Rating</b>	8A resistive @ 120VAC, 1/3 hp @ 120/240VAC
<b>Life</b>	Mechanical - 1 x 10 <sup>6</sup> ; Electrical - 1x10 <sup>5</sup>
<b>LED Indicator</b>	Glows green when output is energized

#### Protection

<b>Surge</b>	IEEE C62.41-1991 Level A
<b>Circuitry</b>	Encapsulated
<b>Isolation Voltage</b>	≥ 1500V RMS input to output
<b>Insulation Resistance</b>	≥ 100 MΩ minimum

#### Mechanical

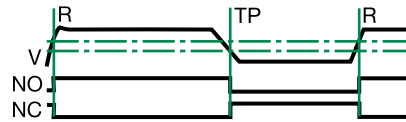
<b>Mounting</b>	Surface mount with one #10 (M5 x 0.8) screw
<b>Dimensions</b>	<b>H</b> 50.8 mm (2.0"); <b>W</b> 50.8 mm (2.0"); <b>D</b> 30.7 mm (1.21")

**Termination** 0.25 in. (6.35 mm) male quick connect terminals

#### Environmental

<b>Operating /Storage Temperature</b>	-25 to 55°C / -40 to 85°C
<b>Humidity</b>	95% relative, non-condensing
<b>Weight</b>	2.6 oz (74 g)

### Function Diagram



TP = Undervoltage Setpoint  
R = Reset Point