

MINI® Blade Fuses - Aftermarket

Rated 32V



Specifications

Voltage Rating:	32 VDC
Interrupting Rating:	1000A @ 32 VDC
*Recommended Environmental Temperature:	-40°C to +125°C
Terminals Material:	Silver plated / Tin plated zinc alloy
Housing Material:	PA66 (U.L. 94 Flammability rating – V2)
Net Weight Per Fuse:	0.57±5% gr

Applications

- Cars
- Trucks
- SUVs
- Offroad vehicles
- Buses
- Watercraft as approved by Littelfuse®

Description

MINI® 32V automotive blade fuses boast a miniature design that allows automakers to pack more circuit protection into less space. Despite their light weight, MINI® fuses perform reliably in adverse environments and at extreme temperatures.

Features & Benefits

- Color coding shows the amperage rating for each fuse
- See-through housing makes it easy to check whether a fuse has blown
- Checkpoints on top make it possible to measure resistance without removing the fuse
- High-contrast amperage stamp on the top of the housing aids identification
- Simple to install and remove

Ordering Information

COLOR CODE	CURRENT RATING (A)	BOXED		CARDED		CARDED
		MATERIAL #	CATALOG #	MATERIAL #	CATALOG #	MATERIAL #
Gray	2A	0MIN002.V	MIN2	0MIN002.VP	MIN2BP	0MIN002.ZXPRO
Violet	3A	0MIN003.V	MIN3	0MIN003.VP	MIN3BP	0MIN003.ZXPRO
Pink	4A	0MIN004.V	MIN4	0MIN004.VP	MIN4BP	0MIN004.ZXPRO
Tan	5A	0MIN005.V	MIN5	0MIN005.VP	MIN5BP	0MIN005.ZXPRO
Brown	7.5A	0MIN07.5V	MIN7.5	0MIN07.5VP	MIN7.5BP	0MIN07.5ZXPRO
Red	10A	0MIN010.V	MIN10	0MIN010.VP	MIN10BP	0MIN010.ZXPRO
Blue	15A	0MIN015.V	MIN15	0MIN015.VP	MIN15BP	0MIN015.ZXPRO
Yellow	20A	0MIN020.V	MIN20	0MIN020.VP	MIN20BP	0MIN020.ZXPRO
Clear	25A	0MIN025.V	MIN25	0MIN025.VP	MIN25BP	0MIN025.ZXPRO
Green	30A	0MIN030.V	MIN30	0MIN030.VP	MIN30BP	0MIN030.ZXPRO

Please refer to the Littelfuse Aftermarket catalog for packaging information.

MINI[®] Blade Fuses - Aftermarket

Rated 32V

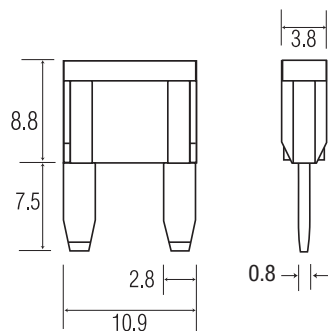
Ratings

Part Number	Current Rating (A)	Housing Material Color	Test Cable Size (mm ²)	Typ. Voltage Drop (mV)	Typ. Cold Resistance (mΩ)	Typ. I ² t (A ² s)
0MIN002_	2	Grey	0.5	171	55.60	2.8
0MIN003_	3	Purple	0.5	153	33.75	9.4
0MIN004_	4	Pink	0.5	121	23.48	17
0MIN005_	5	Brown	0.5	129	17.75	25
0MIN07.5_	7.5	Dark Brown	0.75	135	10.85	68
0MIN010_	10	Red	1	108	7.42	93
0MIN015_	15	Blue	1.5	98	4.58	270
0MIN020_	20	Yellow	2.5	96	3.21	380
0MIN025_	25	Light Orange	2.5	86	2.36	625
0MIN030_	30	Green	4	87	1.85	1 100

The typical I²t is an average value calculated from the breaking capacity tests by using the melting time before the arcing occurs.

Dimensions

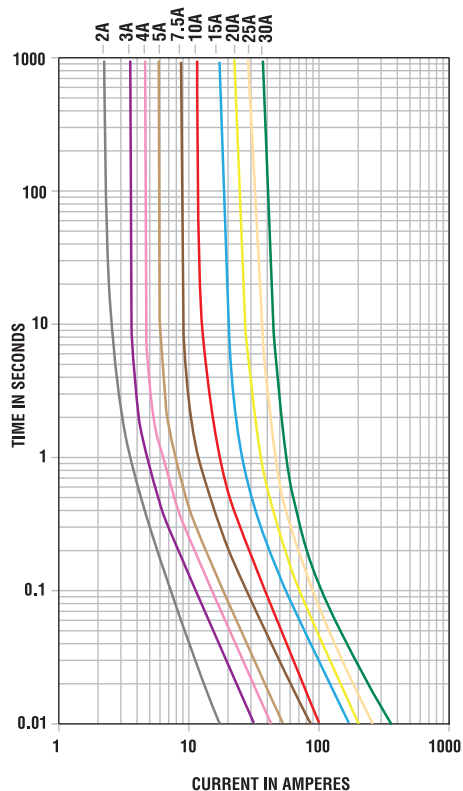
Dimensions in mm for reference only.
See outline drawing for dimensions and tolerances.



MINI® Blade Fuses - Aftermarket

Rated 32V

Time-Current Characteristic Curves

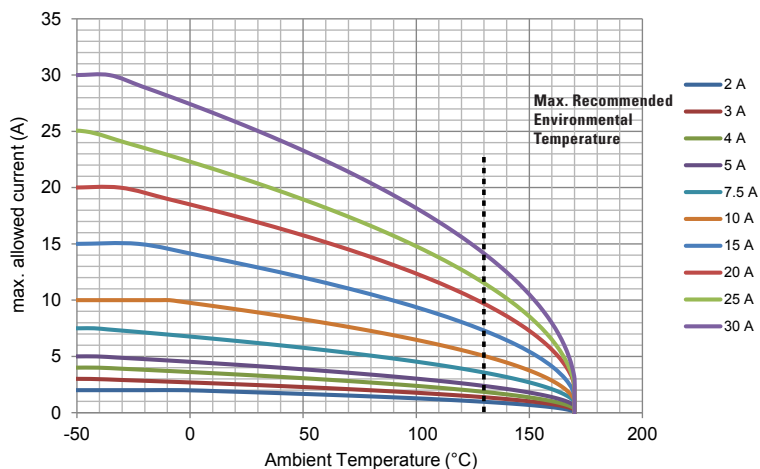


Time-Current Characteristics

% of Rating	Opening Time Min / Max (s)
110	360,000 / ∞
135	0.75 / 600
200	0.15 / 5
350	0.08 / 0.5
600	0.03 / 0.1

Typical Derating of Fuse Melting Element

Temperature Security Margin is 20%
Please contact Littelfuse® for Details Regarding Derating Test Set-Up.



Temperature Table

	max. allowed current load (A) at ambient temperature (typical derating)							
	-40°C	-20°C	0°C	20°C	40°C	60°C	80°C	100°C
2 A	2.0	2.0	2.0	1.9	1.7	1.6	1.4	1.3
3 A	3.0	2.8	2.7	2.5	2.4	2.2	2.0	1.8
4 A	4.0	3.8	3.6	3.4	3.2	2.9	2.7	2.4
5 A	5.0	4.8	4.5	4.3	4.0	3.7	3.4	3.0
7.5 A	7.5	7.1	6.8	6.4	6.0	5.5	5.1	4.5
10 A	10	10	9.8	9.2	8.6	8.0	7.3	6.5
15 A	15	15	14	13	12	12	11	9.0
20 A	20	19	18	17	16	15	14	12
25 A	25	24	22	21	20	18	17	15
30 A	30	29	27	26	24	22	20	18

Derating curves may change depending on the final condition of the application (terminals characteristics, wire size etc.). Please ask Littelfuse® for more information.