

POWR-GARD® Blocks & Holders

LF SERIES CLASS J FUSE BLOCKS

600 V



Patent
US8810420



Description

The Littelfuse 600 V Class J blocks offer generous space savings and enhanced value over previous generations, such as indication, snap-to-release DIN-rail mounting and universal mounting holes.

Features/Benefits

- Space-saving design—up to 45 % smaller
- Universal mounting holes for easy replacement
- Indication offered on all versions except 200–600 A
- One hand release from DIN rail for ferrule style fuses
- Reinforced fuse clips are standard on all Class J blocks
- Covers available for 100 A and lower to enhance safety
- Both hex and slot set screw options available on 30 A and 60 A box lugs

Specifications

Voltage Ratings	600 V
Ampere Ratings	0–600 A
Leakage Current	<0.6 mA at 600 V
Materials:	
Base	Thermoplastic
Fuse Clip	Tin plated copper alloy
Box Lug	Aluminum
Pressure Plate	Zinc plated steel
Screw	Zinc plated steel
Flammability Rating	UL 94 V-0
Approvals	UL Listed (File: E14721) CSA Certified (File: LR7316) RoHS Compliant, Lead (Pb) Free REACH Compliant
Environmental	

Recommended Fuses

Time Delay
Series: JTD_ID
Series: JTD

Fast Acting
Series: JLS

For information about touch-safe Class J fuse holders, visit:
Littelfuse.com/lfpsj

Web Resources

For sample requests, downloadable CAD drawings, fuse block cover datasheet and other technical information, visit:
Littelfuse.com/FuseBlocks **Littelfuse.com/LFJ**

Ordering Information (Class J 600 V)

AMPERE RATING	POLES	ORDERING NUMBER						INDICATION	TORQUE	TERMINAL	WIRE RANGE	WIRE TYPE	BASE TEMP RATING	DIN RAIL	COVER ORDERING NUMBER*						
		BASE PART NUMBER	TERMINAL SUFFIX																		
			BOX LUG HEX	BOX LUG SLOT	PRESSURE PLATE	SCREW															
30	1	LFJ600301	CID-HX	CID	PID	SID	•	2.8 N-m (25 in-lbs)	C P S	6–14 AWG 10–14 AWG 10–22 AWG	CU Only	125 °C	•	LFJ60030FBC							
			C-HX	C	P	S	-														
	2	LFJ600302	CID-HX	CID	PID	SID	•														
			C-HX	C	P	S	-														
	3	LFJ600303	CID-HX	CID	PID	SID	•														
			C-HX	C	P	S	-														
60	1	LFJ600601	CID-HX	CID	—	—	•	5.6 N-m (50 in-lbs) 2.8 N-m (25 in-lbs)		2–4 AWG 6–14 AWG	CU-AL	125 °C	•	LFJ60060FBC							
			-	C	—	—	-														
	2	LFJ600602	CID-HX	CID	—	—	•														
			-	C	—	—	-														
	3	LFJ600603	CID-HX	CID	—	—	•														
			-	C	—	—	-														
100	1	LFJ601001	CID	—	—	—	•	13.6 N-m (120 in-lbs) 4.5 N-m (40 in-lbs) 4.0 N-m (35 in-lbs)	2/0–6 AWG 8 AWG 10–14 AWG	CU-AL	Solid / Stranded	130 °C	—	LFJ60100FBC**							
			C	—	—	—	-														
	3	LFJ601003	CID	—	—	—	•														
			C	—	—	—	-														
	200	1	LFJ602001	C	—	—	—								31.1 N-m (275 in-lbs)	250 kcmil-6	CU-AL		130 °C	—	—
		3	LFJ602003	C	—	—	—														
400	1	LFJ604001	C	—	—	—	31.1 N-m (275 in-lbs)	(2) 350 kcmil-1/0	CU-AL		130 °C	—	—								
	3	LFJ604003	C	—	—	—															
600	1	LFJ606001	C	—	—	—	42.4 N-m (375 in-lbs)	(2) 500 kcmil-4	CU-AL		130 °C	—	—								
	3	LFJ606003	C	—	—	—															

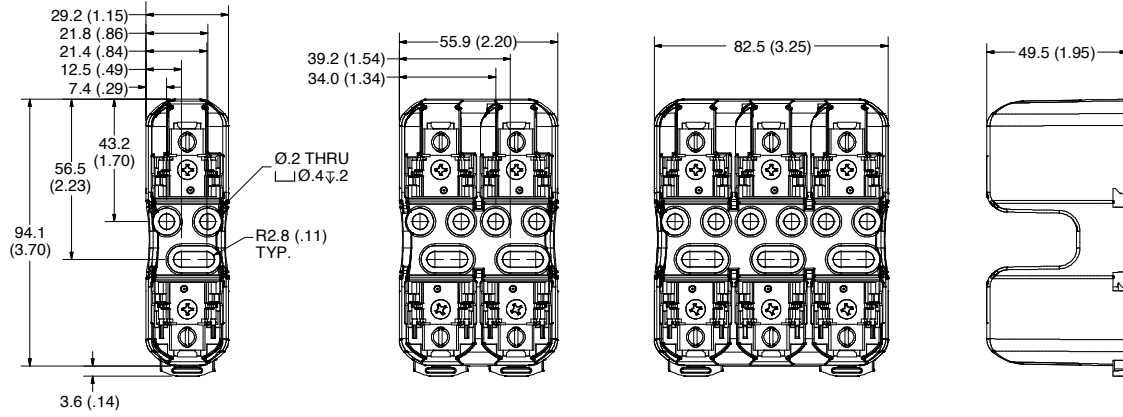
Note: Reinforcing springs standard on all Class J fuse blocks. *Covers sold individually. One cover needed for each pole. **Cover is not compatible with 70–100 A JLS series fuses

POWR-GARD® Blocks & Holders

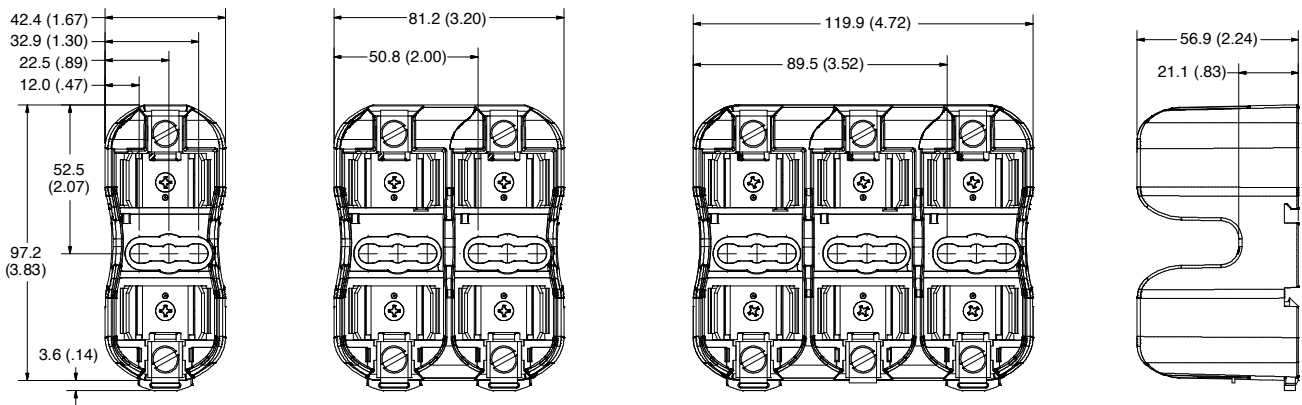
LF SERIES CLASS J FUSE BLOCKS

Dimensions mm (inches)

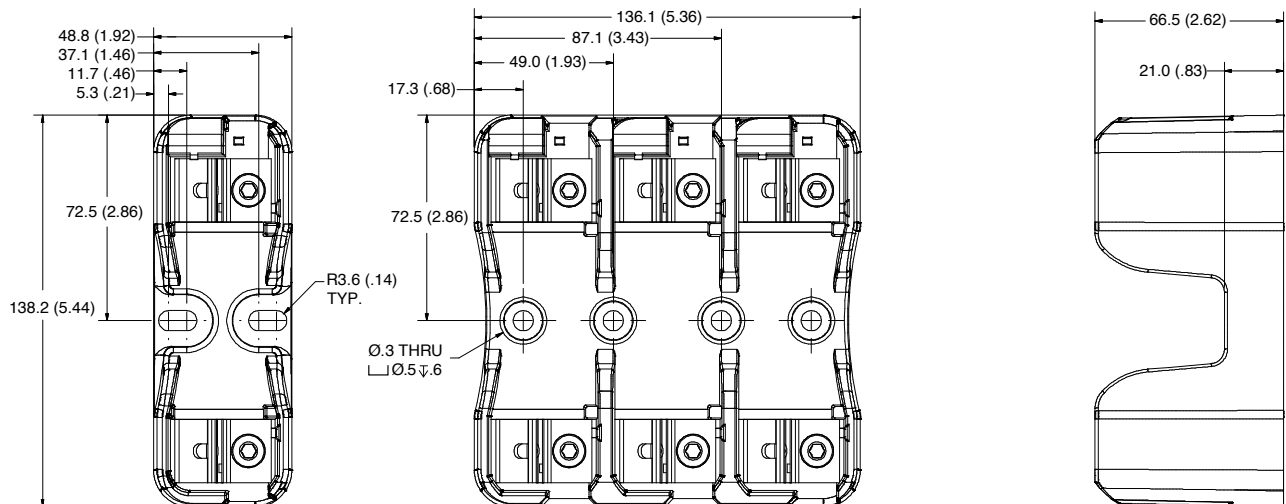
600 V 30 A



600 V 60 A



600 V 100 A

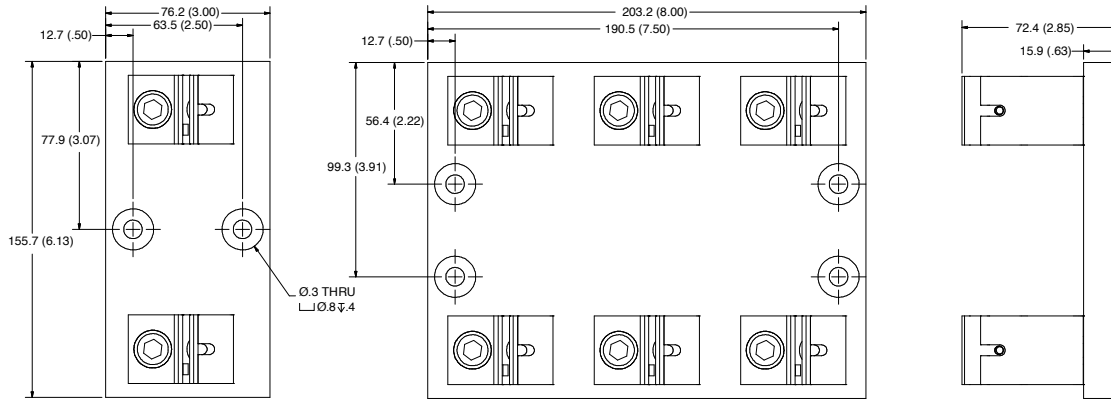


POWR-GARD® Blocks & Holders

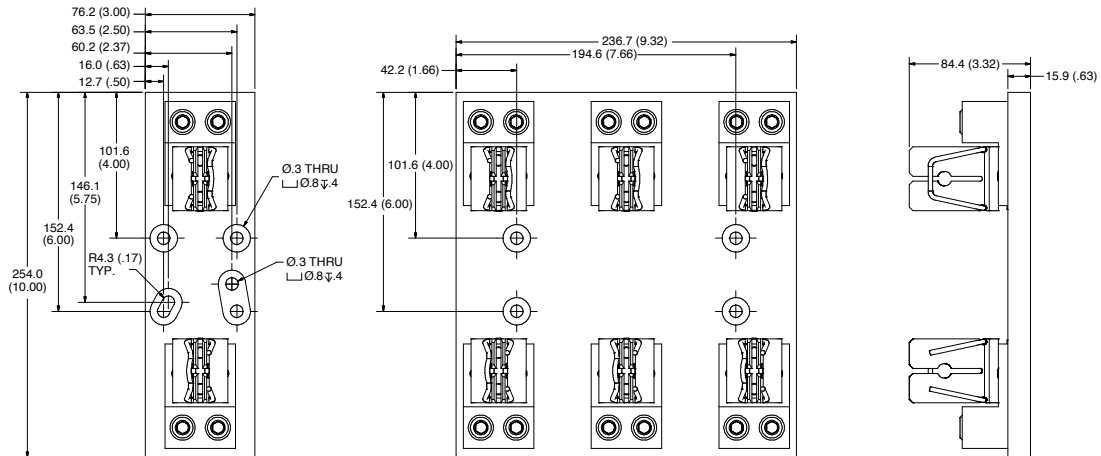
LF SERIES CLASS J FUSE BLOCKS

Dimensions mm (inches)

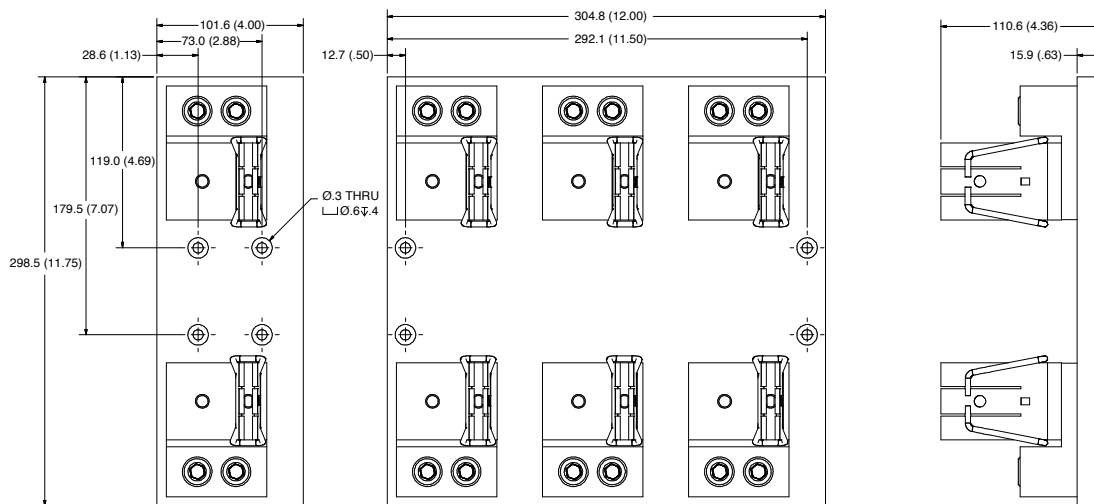
600 V 200 A



600 V 400 A



600 V 600 A



Disclaimer Notice - Information furnished is believed to be accurate and reliable. However, users should independently evaluate the suitability of and test each product selected for their own applications. Littelfuse products are not designed for, and may not be used in, all applications. **Read complete Disclaimer Notice at www.littelfuse.com/product-disclaimer.**