

Dead Front Fuse Holders

LFPSJ Series POWR-SAFE Class J Fuse Holders

600 V



Description

The Class J POWR-SAFE LFPSJ series dead front fuse holders feature the IP20 touch-safe design for maximum protection to personnel. These fuse holders are available in 1-, 2-, and 3-pole configurations and are offered in indicating and non-indicating options. The LFPSJ series is DIN rail mountable and easily installed and removed with no additional pullers or tools required. These fuse holders are UL 248-8 listed and CSA certified.

Features & Benefits

| FEATURES | BENEFITS |
|--|---|
| IP20 finger-safe design | Maximum safety for personnel |
| 35mm DIN rail mountable | Easy installation in various settings |
| Compact design | Ultimate flexibility, space-saving |
| Dual LED indication | Distinguishes polarity in dc power applications |
| 1-, 2-, and 3-pole configurations | Suitable for various applications |

Applications

- For use with Class J: JTD, JTD_ID, JLS fuses

Dead Front Fuse Holders

LFPSJ Series POWR-SAFE Class J Fuse Holders

Specifications

| | |
|-----------------------------|---|
| Voltage Rating | Ac: 600 V Dc: 600 V |
| Ampere Range | 30 and 60 A |
| Interrupting Ratings | 200 kA |
| LEDs | 110 V – 600 V |
| Terminal Type | Pressure Plate |
| Material | Thermoplastic |
| Flammability Rating | UL94 V-0 |
| Terminal Screws | Phillips / Slotted |
| Applicable Standards | UL Listed (File: E14721) CSA Certified (File: 2529839) |
| Environmental | RoHS Compliant |
| Country of Origin | USA |

Certification & Compliance

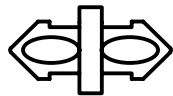
| | |
|-------------|--|
| UL | UL Listed (File: E14721) |
| CSA | CSA Certified (File: 2529839) |
| CE | Declaration of Conformity: EU_DOC-LFPSJ_220121 |
| RoHS | RoHS 2 Directive 2011/65/EU; Directive (EU) 2015/863 |

Accessories


Recommended Class J fuses: JTD, JTD_ID, and JLS

Multi-Pole Assembly Kit

Kits are used to create multi-pole holders from 1-pole LFPSJ fuse holders. Please contact factory for more information.



CONNECTOR PINCER



HANDLE PIN

| AMP | POLES | PINCER QUANTITY | PIN QUANTITY | ASSEMBLY SETS | ORDERING NUMBER |
|-----|-------|-----------------|--------------|---------------|-----------------|
| 30 | 2 | 30 | 10 | 10 | LF3J2PAK |
| 30 | 3 | 60 | 10 | 10 | LF3J3PAK |
| 60 | 2 | 30 | 10 | 10 | LF6J2PAK |
| 60 | 3 | 60 | 10 | 10 | LF6J3PAK |

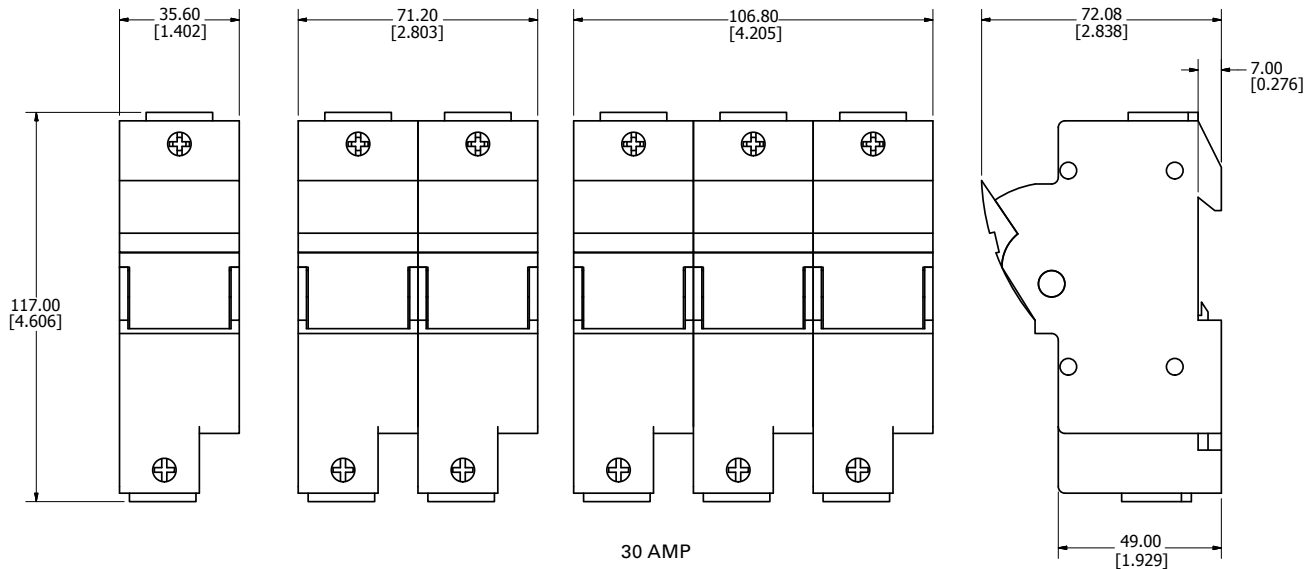
Dead Front Fuse Holders

LFPSJ Series POWR-SAFE Class J Fuse Holders

Ordering Information

| AMP | POLES | INDICATION | ORDERING NUMBER | PACK QTY. | WIRE TYPE | WIRE RANGE | TORQUE |
|-----|-------|------------|-----------------|-----------|-----------|--|--------------------------------|
| 30 | 1 | — | LFPSJ301.Z | 6 | Stranded | 0.75mm ² – 1mm ² 1.5mm ² – 50mm ² 18 – 1 AWG | 2.5 N-m 4.0 N-m 35 lb-in |
| | 2 | — | LFPSJ302.Z | 3 | Stranded | | |
| | 3 | — | LFPSJ303.Z | 2 | Stranded | | |
| 30 | 1 | • | LFPSJ301.ZXID | 6 | Stranded | | |
| | 2 | • | LFPSJ302.ZXID | 3 | Stranded | | |
| | 3 | • | LFPSJ303.ZXID | 2 | Stranded | | |
| 60 | 1 | — | LFPSJ601.Z | 6 | Stranded | 2.5mm ² – 50mm ² 14 – 1 AWG | 4.0 N-m 35 lb-in |
| | 2 | — | LFPSJ602.Z | 3 | Stranded | | |
| | 3 | — | LFPSJ603.Z | 2 | Stranded | | |
| 60 | 1 | • | LFPSJ601.ZXID | 6 | Stranded | | |
| | 2 | • | LFPSJ602.ZXID | 3 | Stranded | | |
| | 3 | • | LFPSJ603.ZXID | 2 | Stranded | | |

Dimensions mm (inches)

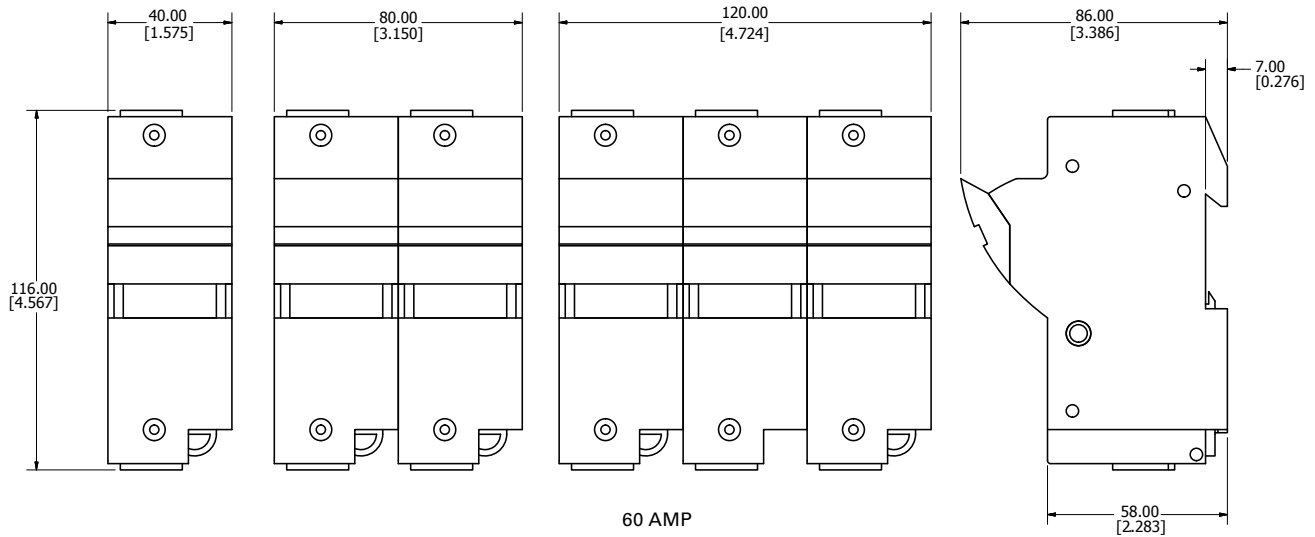


Note: These dimensions are for reference only. Please contact factory for additional information.

Dead Front Fuse Holders

LFPSJ Series POWR-SAFE Class J Fuse Holders

Dimensions mm (inches)



Note: These dimensions are for reference only. Please contact factory for additional information.

Disclaimer Notice – Information furnished is believed to be accurate and reliable. However, users should independently evaluate the suitability of and test each product selected for their own applications. Littelfuse products are not designed for, and may not be used in, all applications. Read complete Disclaimer Notice at www.littelfuse.com/product-disclaimer.