

**Specification Status: Released**

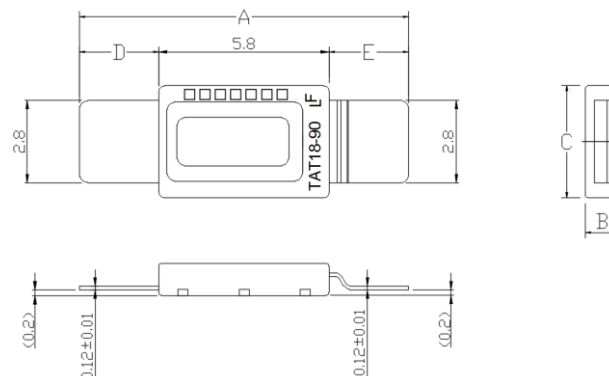
**Typical Electrical Rating**

Contact Rating: DC9V/30A (6000 cycles)  
Maximum breaking current: DC5V/80A (100 cycles)  
Maximum DC open voltage: DC28V/30A (100 cycles)  
Minimum hold voltage: 3V  
Maximum leakage current: 200mA

**Leads:** Copper based alloy  
**Case:** LCP

**Marking:**

- □□□□□□□□ - Lot Identification
- LF- Company logo
- TAT18-90 - Part Name



Notes:  
Unspecified dimensions, tolerance should be +/-0.1mm  
Dimensions in brackets are for reference

**TABLE I. DIMENSIONS:**

mm:	A		B		C		D		E	
	MIN	MAX	MIN	MAX	MIN	MAX	MIN	MAX	MIN	MAX
	10.9	11.5	1.05	1.15	3.75	3.85	2.6	2.8	2.6	2.8

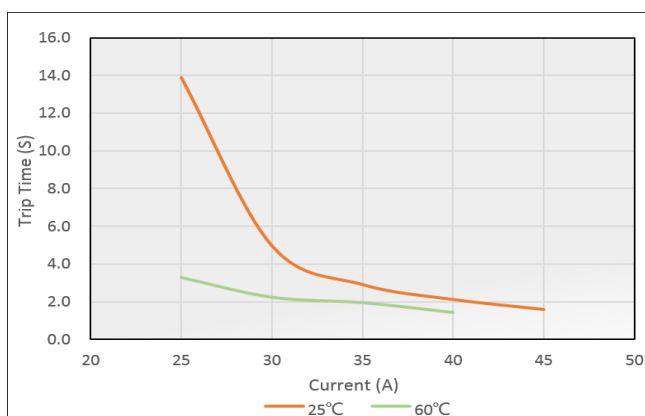
**TABLE II. PERFORMANCE RATINGS:**

OPERATION TEMPERATURE			RESET TEMPERATURE		COLD RESISTANCE	HOLD CURRENT	
°C			°C		mohms @ 25°C	Amp @ 25°C	Amp @ 60°C
MIN	TYP	MAX	MIN	ΔT <sup>1</sup>	MAX	MIN	MIN
85	90	95	≥40	≥10	2.5	18	13

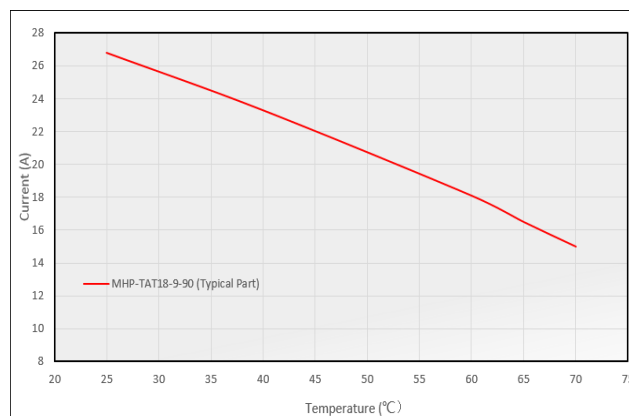
<sup>1</sup> ΔT is the minimum temperature differential between the actual operation temperature of the device and the reset temperature

**ELECTRICAL PERFORMANCE (Typical):**

**Open Time vs. Current Curves – @ 25°C & 60°C**



**Current vs. Temperature Curve\***



\* The current vs. temperature curve was derived from placing test samples in an oven at 25°C, 40°C, 60°C, 65°C, 70°C, increasing current flow through the sample at a rate of 0.1 A/minute and recording the current value when the sample trips

**OPERATION TEMPERATURE RANGE**

-30~100°C

Agency Recognitions: UL, cUL: E349829, CB  
Precedence: This specification takes precedence over documents referenced herein.  
Effectivity: Reference documents shall be the issue in effect on the date of invitation for bid.

**CAUTION**

Please refer to the MHP-TAT series device usage guidelines.  
Using the products outside the recommended guidelines may result in device damage.  
Operation beyond the rated voltage or current may result in rupture, electrical arcing or flame.

**Materials Information**

**ROHS Compliant**

Directive 2002/95/EC  
Compliant

**ELV Compliant**

Directive 2000/53/EC  
Compliant

**Pb-Free**



**Halogen Free\***



\*Halogen Free refers to: Br≤900ppm, Cl≤900ppm, Br+Cl≤1500ppm.

Littelfuse products are not designed for, and shall not be used for, any purpose (including, without limitation, automotive, military, aerospace, medical, life-saving, life-sustaining, nuclear facility applications, devices intended for surgical implant into the body, or any other application in which the failure or lack of desired operation of the product may result in personal injury, death, or property damage) other than those expressly set forth in applicable Littelfuse product documentation. Warranties granted by Littelfuse shall be deemed void for products used for any purpose not expressly set forth in applicable Littelfuse documentation. Littelfuse shall not be liable for any claims or damages arising out of products used in applications not expressly intended by Littelfuse as set forth in applicable Littelfuse documentation. The sale and use of Littelfuse products is subject to Littelfuse Terms and Conditions of Sale, unless otherwise agreed by Littelfuse..