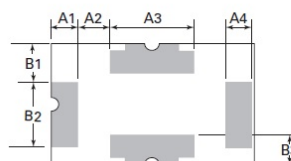
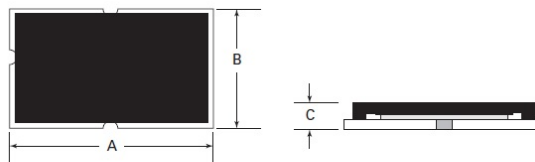
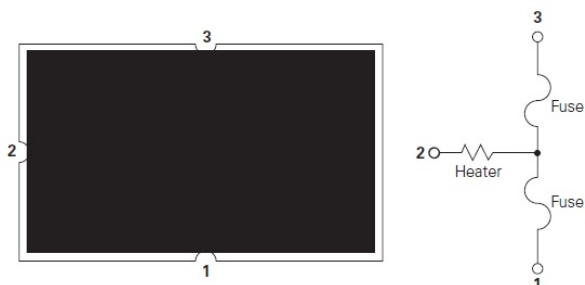


Specification Status: Released



TABLE I. Electrical Rating:

Current Capacity	100% x I_{rated} No Melting
Cut Time	200% x I_{rated} < 1 min
Interrupting Current	100A, power on 5 ms, power off 995 ms, 10000 cycles No Melting
Over Voltage Operation	In operation voltage range, the fusing time is <1min.


Device Circuit:

TABLE II. DIMENSIONS (mm):

A	5.40 ± 0.2
B	3.20 ± 0.3
C	1.80 max
A1	0.72 ± 0.1
A2	0.81 ± 0.1
A3	2.20 ± 0.1
A4	0.72 ± 0.1
B1	1.05 ± 0.1
B2	1.70 ± 0.1
B3	0.77 ± 0.1

TABLE III. Electrical Specification:

Part Number	Marking	I_{rated} (A)	Cells in series	V_{max} (V _{DC})	I_{break} (A)	V_{OP} (V)	Resistance		Agency Approval	
							R_{heater} (Ω)	R_{fuse} (mΩ)		
ITV5432L3030	LF3030	30	7	62	80	23.0 ~ 31.5	24.6 ~ 39.3	0.5 ~ 2.5	Pending	Pending

Notes:

I_{rated} : Current carrying capacity that is measured at 40°C thermal equilibrium condition.

I_{break} : The current that the fuse element is able to interrupt.

V_{max} : The maximum voltage that can be cut off by fuse.

V_{OP} : Range of operation voltage.

R_{heater} : The resistance of the heating element.

R_{fuse} : The resistance of the fuse element.

Cells in series: Number of battery cells connected in series in the circuit for ITV device to protect.

• Value specified is determined by using the PWB with 29.4mm*2oz copper traces, AWG10 covered wire, and 0.6mm glass epoxy PCB.

Materials Information:

ROHS Compliant

Directive 2011/65/EU
Compliant

ELV Compliant

Directive 2000/53/EC
Compliant

Halogen Free*



* Halogen Free refers to: Br≤900ppm, Cl≤900ppm, Br+Cl≤1500ppm.

Environmental Specifications:

Storage Temperature	0~35°C, ≤ 70%RH 3 months after shipment
Operating Temperature	-10°C to +65°C
Hot Passive Aging	100±5°C, 250 hours No structural damage and functional failure
Humidity Aging	60°C±2°C, 90~95%R.H. 250 hours No structural damage and functional failure
Cold Passive Aging	-20±3°C, 500 hours No structural damage and functional failure
Thermal Shock	MIL-STD-202 Method 107G +125°C /-55°C, 100 times No structural damage and functional failure

Information furnished is believed to be accurate and reliable. However, users should independently evaluate the suitability of and test each product selected for their own applications. Littelfuse products are not designed for, and shall not be used for, any purpose (including, without limitation, military, aerospace, medical, lifesaving, life-sustaining or nuclear facility applications, devices intended for surgical implant into the body, or any other application in which the failure or lack of desired operation of the product may result in personal injury, death, or property damage) other than those expressly set forth in applicable Littelfuse product documentation. Warranties granted by Littelfuse shall be deemed void for products used for any purpose not expressly set forth in applicable Littelfuse documentation. Littelfuse shall not be liable for any claims or damages arising out of products used in applications not expressly intended by Littelfuse as set forth in applicable Littelfuse documentation. The sale and use of Littelfuse products is subject to Littelfuse Terms and Conditions of Sale, unless otherwise agreed by Littelfuse.