

HEV 50A Series

High Voltage Fuses – Rated 275 VAC



Description

HEV 50A fuses come in six configurations. Each version of the cylindrical high-voltage fuse protects circuits in EVs and hybrid passenger vehicles. Ask Littelfuse which configuration best meets your needs.

Features & Benefits

- Available with blade, bolt down, or PCB connectors
- Available as a cartridge fuse

Applications

- EVs
- Hybrid passenger vehicles

Additional Information



Resources



Samples

[See Disclaimer Notice](#)

Specifications


Voltage Rating (50 A):	275 VAC
Interrupting Rating (50 A):	10 kA @ 275 V DC
Operating Temperature Range:	-40 °C to +125 °C

Part Number	Termination	Package Size
0HEVxxx.ZXC2	Cartridge	240
0HEVxxx.ZXISO2	Bolt Down (ISO)	240
0HEVxxx.ZXP2Y	Blade	240
0HEVxxx.ZXPCB2	PCB Mount	240
0HEVxxx.ZXPCBL2	PCB Mount (Long)	240
0HEVxxx.ZXBD2	Bolt Down (Axial)	240

HEV 50A Series

High Voltage Fuses – Rated 275 VAC

Ratings

Part Number	Current Rating (A)	Voltage Rating (VAC)	Color Coding	Typ. Voltage Drop at 70% I _R (mV)	Maximum Voltage Drop Spec at 100% I _R (mV)	Typ. Cold Resistance (mΩ)	Min. I ² t (A ² s)
0HEV050.XXX	50	275		57	200	1.2	1495

Note: The typical I²t is an average value calculated from the breaking capacity tests by using the melting time before the arcing occurs.

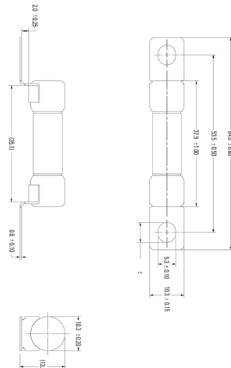
Dimensions

Dimensions in mm. Please refer to the outline drawing for dimensions and tolerances.

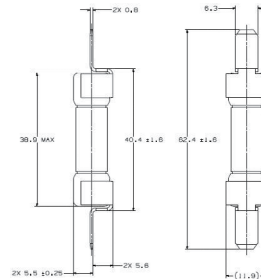
ZXC2 Cartridge



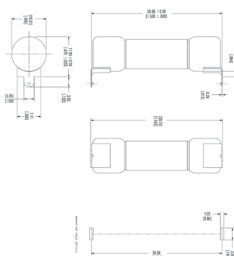
ZXIS02 Bolt Down (ISO)



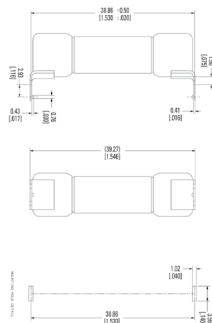
ZXP2Y Blade



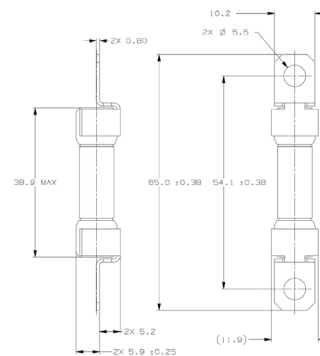
ZXPCB2 Bolt Down (Axial)



ZXPCBL2 PCB Mount (Long)



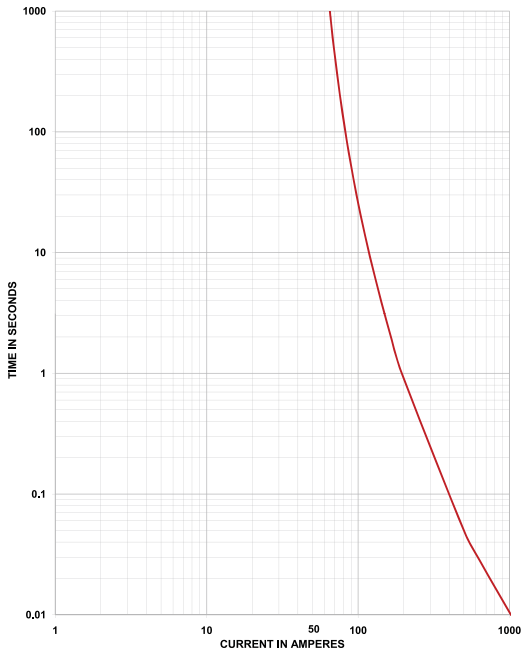
ZXBD2 Bolt Down (Axial)



HEV 50A Series

High Voltage Fuses – Rated 275 VAC

Time-Current Characteristic



% of Rating	Opening Time Min. / Max. (s)
100	100 hrs / -
110	4 hrs / -
135	-
150	-
200	0.5 / 100
300	0.1 / 15
500	0.05 / 1

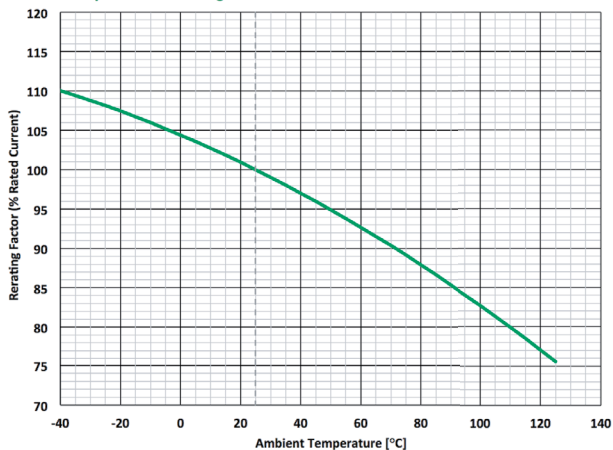
— 50 A

Note: Current recommendation may be impacted by the final condition of the application (terminals characteristics, wire size etc.). Please contact Littelfuse® for more information.

Typical Derating Curves

Temperature security margin is 20%.

Please contact Littelfuse® for Details Regarding Derating Test Set Up.



Note: Current recommendation may be impacted by the final condition of the application (terminals characteristics, wire size etc.). Please contact Littelfuse® for more information.

Disclaimer Notice - Information furnished is believed to be accurate and reliable. However, users should independently evaluate the suitability of and test each product selected for their own applications. Littelfuse products are not designed for, and may not be used in, all applications. Read complete Disclaimer Notice at <https://www.littelfuse.com/legal/disclaimers/product-disclaimer.aspx>