

# Low Profile JCASE<sup>®</sup> Cartridge Fuses

## Rated 58V



### Specifications



<b>Voltage Rating:</b>	58 V DC
<b>Interrupting Rating:</b>	1000A @ 58 V DC
<b>Recommended Environmental Temperature:</b>	-40 °C to +125 °C
<b>Housing Material:</b>	PPA-GF33 (U.L. 94 Flammability rating - HB)
<b>Cover Material:</b>	PSU (U.L. 94 Flammability rating - HB)
<b>Net Weight per Fuse:</b>	2.4 g ± 10%
<b>Fuse Insertion Force:</b>	53 N Max. (12 lb.)
<b>Extraction Force:</b>	9 N Min (2 lb.)
<b>Complies with:</b>	SAE 2741 and ISO 8820-4 except for the life test – LF specification is 100-hours at 100% of rated current

### Description

The Low Profile JCASE<sup>®</sup> fuse has similar performance characteristics as the standard JCASE<sup>®</sup> fuse. The lower overall height reduction allows for more space and weight savings and also allows for a shorter male blade terminal, saving additional weight and material savings in fuse box designs.

### Features & Benefits

- Color coding shows the amperage rating for each fuse
- High-contrast amperage stamp on the top of the housing aids identification
- Semitransparent cover makes it easier to see when fuse blows
- Compact design

### Applications

- Cars & SUVs
- Trucks
- Offroad vehicles
- Buses
- Watercraft as approved by Littelfuse<sup>®</sup>







### Ordering Information

Part Number	Rating	Package Size
0895xxx.Z	20-60	2000
0895xxx.U	20-60	500
0895xxx.T	20-60	10

# Low Profile JCASE® Cartridge Fuses

## Rated 58V

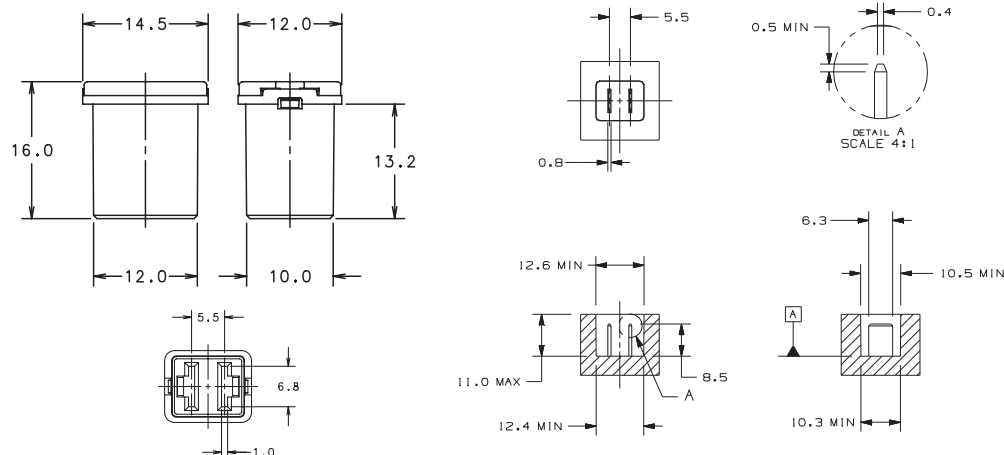
### Ratings

Part Number	Current Rating (A)	Housing Material Color	Test Cable Size (mm <sup>2</sup> )	Typ. Voltage Drop (mV)	Typ. Cold Resistance (mΩ)	Typ. I <sup>2</sup> t (A <sup>2</sup> s)
0895020_	20		4	104	4.48	400
0895025_	25		4	113	3.39	680
0895030_	30		4	107	2.68	1 800
0895040_	40		4	102	1.89	5 500
0895050_	50		6	96	1.08	4 900
0895060_	60		6	96	0.83	9 600

The typical I<sup>2</sup>t is an average value calculated from the breaking capacity tests by using the melting time before the arcing occurs.

### Dimensions

Dimensions in mm for reference only.  
See outline drawing for dimensions and tolerances.



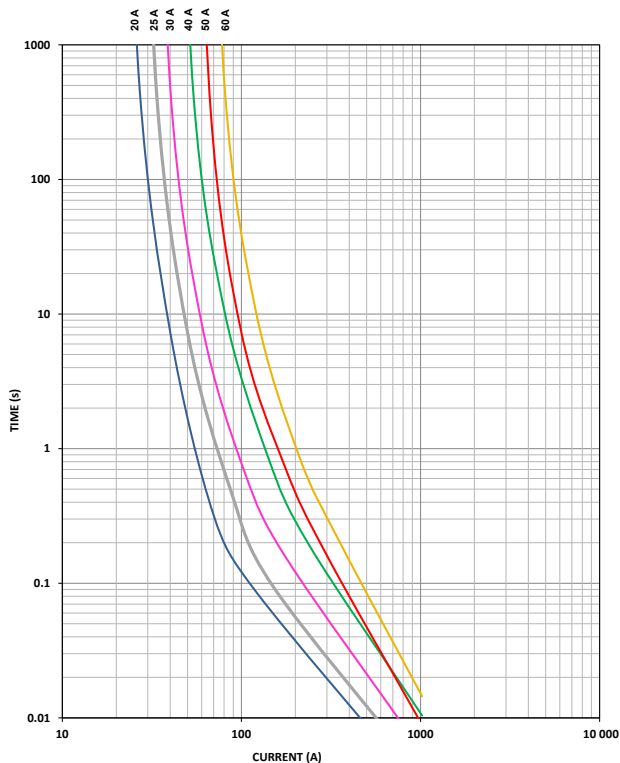
#### RECOMMENDED MATING CAVITY

(Please refer to the OL drawing for further details)

# Low Profile JCASE® Cartridge Fuses

## Rated 58V

### Time-Current Characteristic Curves

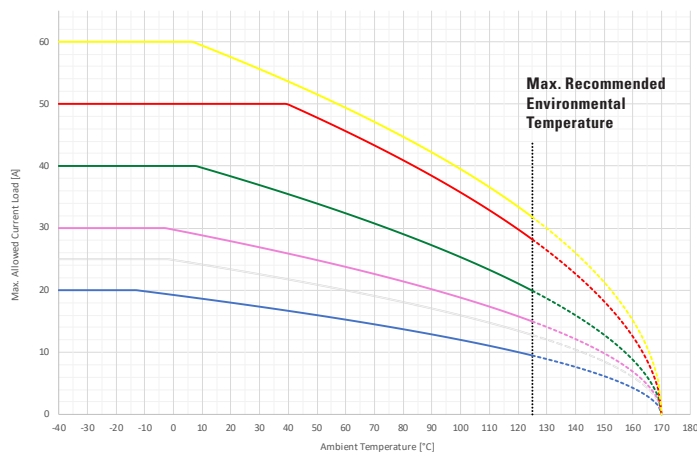


### Time-Current Characteristics

% of Rating	Opening Time Min / Max (s)
100	360 000 / ∞
135	60 / 1 800
200	4 / 60
350	0.2 / 7
600	0.04 / 1

### Typical Derating of Fuse Melting Element

Temperature Security Margin is 20%  
 Wire Cross Section And Fixture Test Set Up Refer To ISO 8820-3  
 Please Contact Littelfuse® For Details Regarding Derating Test Set Up



Derating curves may change depending on the final condition of the application (terminals characteristics, wire size etc.). Please ask Littelfuse for more information.

### Temperature Table

	Max. allowed current load (A) at ambient temperature (typical derating)						
	-40 °C	0 °C	20 °C	65 °C	85 °C	110 °C	125 °C
<b>20 A</b>	20	19	18	15	13	11	9
<b>25 A</b>	25	25	23	20	18	15	13
<b>30 A</b>	30	30	28	23	21	17	15
<b>40 A</b>	40	40	38	32	28	23	20
<b>50 A</b>	50	50	50	44	40	33	28
<b>60 A</b>	60	60	58	48	43	37	32