

HiPerFET™ Power MOSFETs Single Die MOSFET

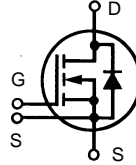
IXFN 44N60

$$V_{DSS} = 600 \text{ V}$$

$$I_{D25} = 44 \text{ A}$$

$$R_{DS(on)} = 130 \text{ m}\Omega$$

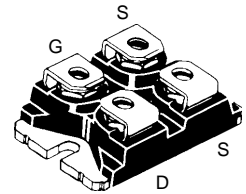
N-Channel Enhancement Mode
Avalanche Rated, High dv/dt, Low t_{rr}



$$t_{rr} \leq 250 \text{ ns}$$

| Symbol | Test Conditions | Maximum Ratings | |
|---------------|---|------------------|------------------------|
| V_{DSS} | $T_J = 25^\circ\text{C}$ to 150°C | 600 | V |
| V_{DGR} | $T_J = 25^\circ\text{C}$ to 150°C ; $R_{GS} = 1 \text{ M}\Omega$ | 600 | V |
| V_{GS} | Continuous | ± 20 | V |
| V_{GSM} | Transient | ± 30 | V |
| I_{D25} | $T_C = 25^\circ\text{C}$ | 44 | A |
| I_{DM} | $T_C = 25^\circ\text{C}$, pulse width limited by T_{JM} | 176 | A |
| I_{AR} | $T_C = 25^\circ\text{C}$ | 44 | A |
| E_{AR} | $T_C = 25^\circ\text{C}$ | 60 | mJ |
| E_{AS} | $T_C = 25^\circ\text{C}$ | 3 | J |
| dv/dt | $I_S \leq I_{DM}$, $di/dt \leq 100 \text{ A}/\mu\text{s}$, $V_{DD} \leq V_{DSS}$, $T_J \leq 150^\circ\text{C}$, $R_G = 2 \Omega$ | 5 | V/ns |
| P_D | $T_C = 25^\circ\text{C}$ | 600 | W |
| T_J | | -55 ... +150 | $^\circ\text{C}$ |
| T_{JM} | | 150 | $^\circ\text{C}$ |
| T_{stg} | | -55 ... +150 | $^\circ\text{C}$ |
| T_J | 1.6 mm (0.63 in) from case for 10 s | - | $^\circ\text{C}$ |
| V_{ISOL} | 50/60 Hz, RMS $t = 1 \text{ min}$ $I_{ISOL} \leq 1 \text{ mA}$ $t = 1 \text{ s}$ | 2500 3000 | V~ V~ |
| M_d | Mounting torque Terminal connection torque | 1.5/13 1.5/13 | Nm/lb.in. Nm/lb.in. |
| Weight | | 30 | g |

miniBLOC, SOT-227 B
E153432



G = Gate D = Drain
S = Source TAB = Drain

Either Source terminal at miniBLOC can be used as Main or Kelvin Source

Features

- International standard package
- miniBLOC, with Aluminium nitride isolation
- Low $R_{DS(on)}$ HDMOS™ process
- Rugged polysilicon gate cell structure
- Unclamped Inductive Switching (UIS) rated
- Low package inductance
- Fast intrinsic Rectifier

Applications

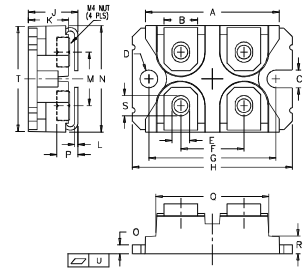
- DC-DC converters
- Battery chargers
- Switched-mode and resonant-mode power supplies
- DC choppers
- Temperature and lighting controls

Advantages

- Easy to mount
- Space savings
- High power density

| Symbol | Test Conditions | Characteristic Values ($T_J = 25^\circ\text{C}$, unless otherwise specified) | | |
|--------------|--|---|------|---------------------------|
| | | min. | typ. | max. |
| V_{DSS} | $V_{GS} = 0 \text{ V}$, $I_D = 3 \text{ mA}$ | 600 | | V |
| $V_{GH(th)}$ | $V_{DS} = V_{GS}$, $I_D = 8 \text{ mA}$ | 2.5 | | 4.5 V |
| I_{GSS} | $V_{GS} = \pm 20 \text{ V}_{DC}$, $V_{DS} = 0$ | | | $\pm 100 \text{ nA}$ |
| I_{DSS} | $V_{DS} = V_{DSS}$, $T_J = 25^\circ\text{C}$ $V_{GS} = 0 \text{ V}$, $T_J = 125^\circ\text{C}$ | | | 100 μA 2 mA |
| $R_{DS(on)}$ | $V_{GS} = 10 \text{ V}$, $I_D = 0.5 \cdot I_{D25}$ Pulse test, $t \leq 300 \mu\text{s}$, duty cycle $d \leq 2 \%$ | | | 130 m Ω |

| Symbol | Test Conditions | Characteristic Values ($T_J = 25^\circ\text{C}$, unless otherwise specified) | | |
|--------------|--|---|------|------|
| | | min. | typ. | max. |
| g_{fs} | $V_{DS} = 10\text{ V}; I_D = 0.5 \cdot I_{D25}$, pulse test | 30 | 45 | S |
| C_{iss} | $V_{GS} = 0\text{ V}, V_{DS} = 25\text{ V}, f = 1\text{ MHz}$ | | 8900 | pF |
| C_{oss} | | | 1000 | pF |
| C_{rss} | | | 330 | pF |
| $t_{d(on)}$ | $V_{GS} = 10\text{ V}, V_{DS} = 0.5 \cdot V_{DSS}, I_D = 0.5 \cdot I_{D25}$ $R_G = 1\ \Omega$ (External), | | 42 | ns |
| t_r | | | 55 | ns |
| $t_{d(off)}$ | | | 110 | ns |
| t_f | | | 45 | ns |
| $Q_{g(on)}$ | $V_{GS} = 10\text{ V}, V_{DS} = 0.5 \cdot V_{DSS}, I_D = 0.5 \cdot I_{D25}$ | | 330 | nC |
| Q_{gs} | | | 60 | nC |
| Q_{gd} | | | 65 | nC |
| R_{thJC} | | | 0.21 | K/W |
| R_{thCK} | | 0.05 | | K/W |

miniBLOC, SOT-227 B


M4 screws (4x) supplied

| Dim. | Millimeter | | Inches | |
|------|------------|-------|--------|-------|
| | Min. | Max. | Min. | Max. |
| A | 31.50 | 31.88 | 1.240 | 1.255 |
| B | 7.80 | 8.20 | 0.307 | 0.323 |
| C | 4.09 | 4.29 | 0.161 | 0.169 |
| D | 4.09 | 4.29 | 0.161 | 0.169 |
| E | 4.09 | 4.29 | 0.161 | 0.169 |
| F | 14.91 | 15.11 | 0.587 | 0.595 |
| G | 30.12 | 30.30 | 1.186 | 1.193 |
| H | 38.00 | 38.23 | 1.496 | 1.505 |
| J | 11.68 | 12.22 | 0.460 | 0.481 |
| K | 8.92 | 9.60 | 0.351 | 0.378 |
| L | 0.76 | 0.84 | 0.030 | 0.033 |
| M | 12.60 | 12.85 | 0.496 | 0.506 |
| N | 25.15 | 25.42 | 0.990 | 1.001 |
| O | 1.98 | 2.13 | 0.078 | 0.084 |
| P | 4.95 | 5.97 | 0.195 | 0.235 |
| Q | 26.54 | 26.90 | 1.045 | 1.059 |
| R | 3.94 | 4.42 | 0.155 | 0.174 |
| S | 4.72 | 4.85 | 0.186 | 0.191 |
| T | 24.59 | 25.07 | 0.968 | 0.987 |
| U | -0.05 | 0.1 | -0.002 | 0.004 |

| Symbol | Test Conditions | Characteristic Values ($T_J = 25^\circ\text{C}$, unless otherwise specified) | | |
|----------|---|---|------|---------------|
| | | min. | typ. | max. |
| I_S | $V_{GS} = 0\text{ V}$ | | | 44 A |
| I_{SM} | Repetitive; pulse width limited by T_{JM} | | | 176 A |
| V_{SD} | $I_F = I_S, V_{GS} = 0\text{ V}$, Pulse test, $t \leq 300\ \mu\text{s}$, duty cycle $d \leq 2\%$ | | | 1.3 V |
| t_{rr} | $I_F = 50\text{ A}, -di/dt = 100\text{ A}/\mu\text{s}, V_R = 100\text{ V}$ | | | 250 ns |
| Q_{RM} | | | 1.4 | μC |
| I_{RM} | | | 8 | A |

Figure 1. Output Characteristics at 25°C

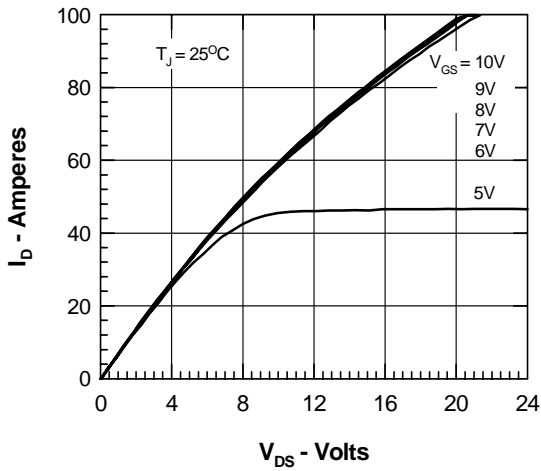


Figure 2. Output Characteristics at 125°C

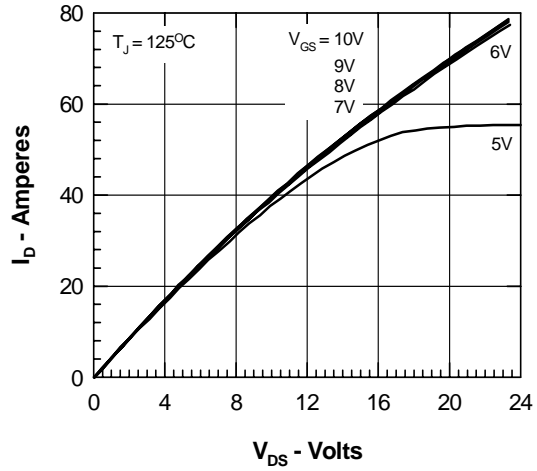


Figure 3. $R_{DS(on)}$ normalized to 15A/25°C vs. I_D

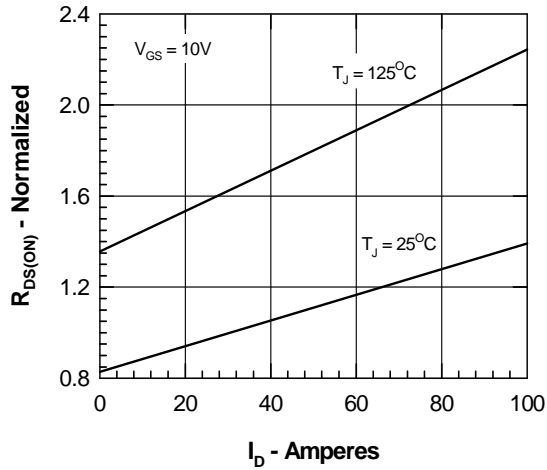


Figure 4. $R_{DS(on)}$ normalized to 15A/25°C vs. T_J

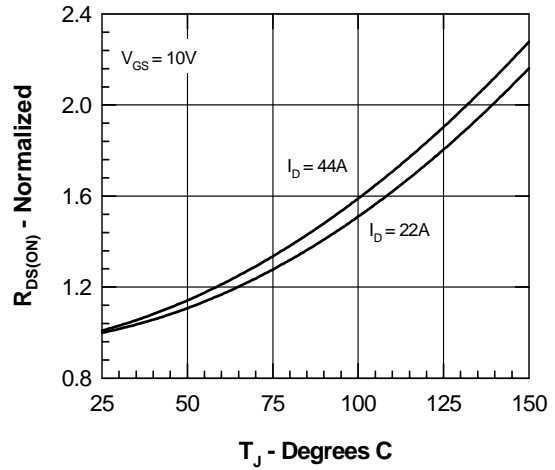


Figure 5. Drain Current vs. Case Temperature

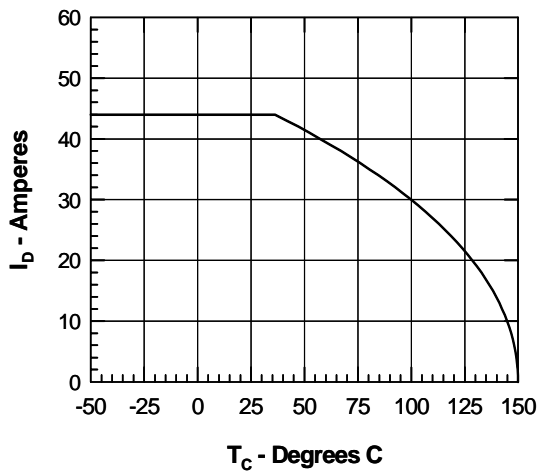


Figure 6. Admittance Curves

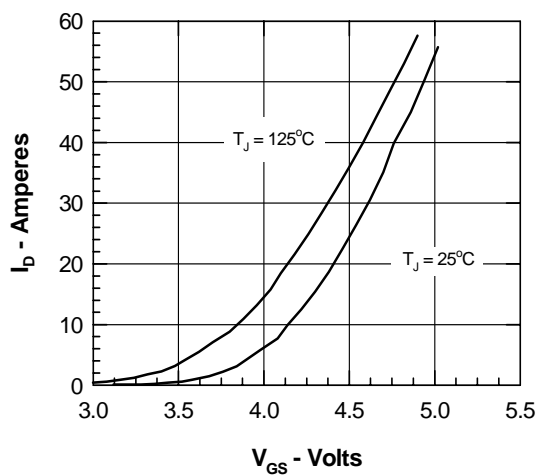


Figure 7. Gate Charge

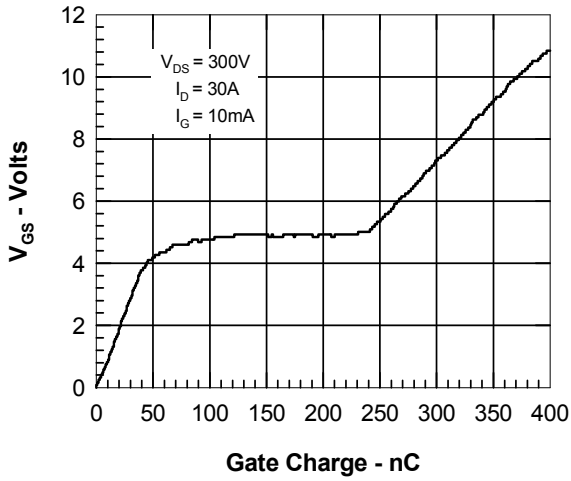


Figure 8. Capacitance Curves

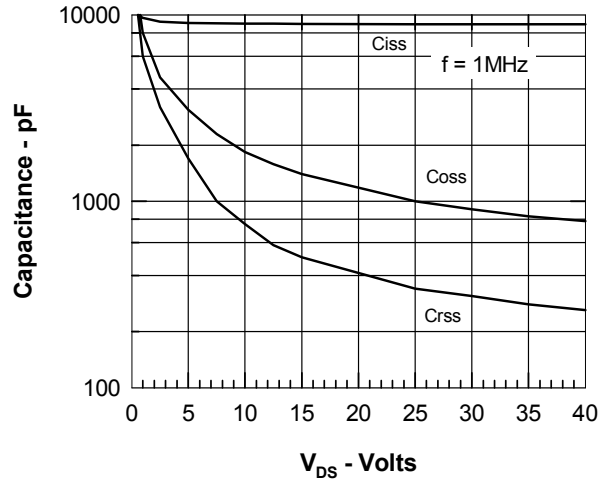


Figure 9. Forward Voltage Drop of the Intrinsic Diode

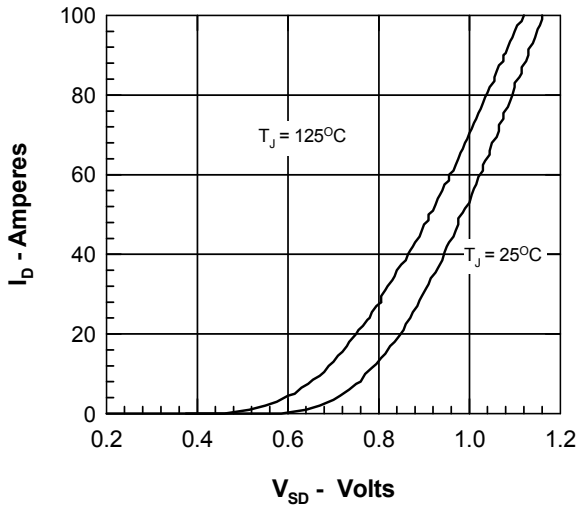
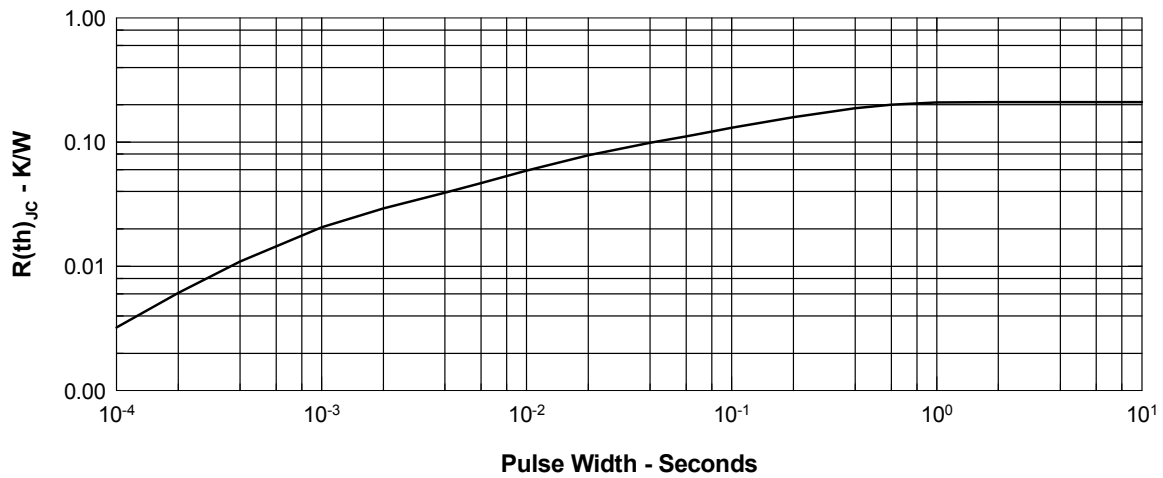


Figure 10. Transient Thermal Resistance





Disclaimer Notice - Information furnished is believed to be accurate and reliable. However, users should independently evaluate the suitability of and test each product selected for their own applications. Littelfuse products are not designed for, and may not be used in, all applications. Read complete Disclaimer Notice at www.littelfuse.com/disclaimer-electronics.