


### 209 Series Lead-Free 2AG, Slo-Blo® Fuse







#### Description

Littelfuse 209 Series (2AG) 350V, Slo-Blo® Fuses are available in cartridge form or with axial leads. This series provides the same performance characteristics as its 3AG counterpart, while occupying one-third the space. Sleeved fuses are available.

#### Features

- Recognized to UL/CSA/ NMX 248-1 and UL/CSA/ NMX 248-14
- Conforms to DENAN's Appendix 3
- Available in cartridge and axial lead form and with various forming dimensions
- RoHS compliant and Lead-free

#### Agency Approvals

Agency	Agency File Number	Ampere Range
	E10480	0.25A - 7A
	Cartridge	
	NBK200405-E10480C	1A - 3.5A
	NBK110512-E10480A	4A - 5A
	NBK190619-E10480A	6A - 7A
	Axial Leads	
	NBK200405-E10480D	1A - 3.5A
	NBK110512-E10480B	4A - 5A
	NBK190619-E10480B	6A - 7A
	N/A	0.250A - 7A

#### Applications

- Electronic Lighting Ballasts

#### Electrical Characteristics for Series

% of Ampere Rating	Opening Time
100%	4 Hours, Min.
135%	1 Hour, Max.
200%	3 Sec. Min. ; 20 Sec. Max.

#### Additional Information



**Datasheet**



**Resources**



**Samples**



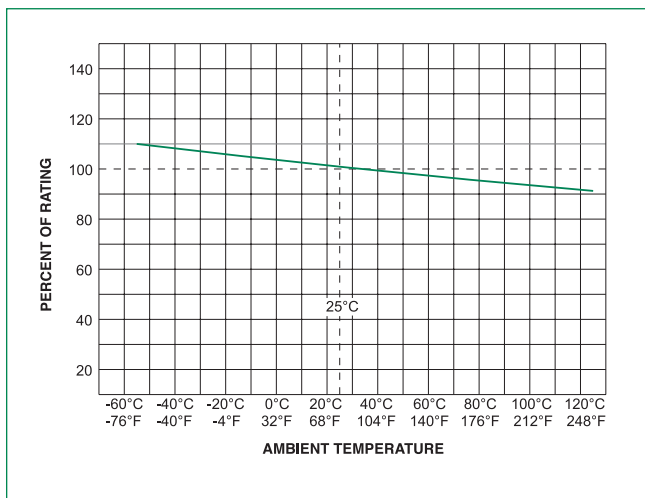
**Accessories**

For recommended fuse accessories for this product series, see ["Recommended Accessories"](#) section.

**Electrical Characteristic Specifications by Item**

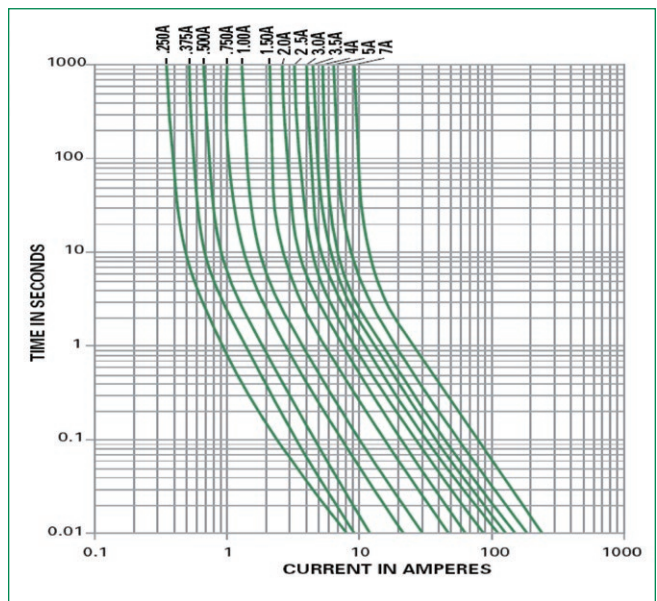
Amp Code	Ampere Rating (A)	Voltage Rating (V)	Interrupting Rating	Nominal Cold Resistance (Ohms)	Nominal Melting I <sup>2</sup> t (A <sup>2</sup> sec)	Agency Approvals		
						UL US	PS E	CE
.250	0.25	350	100A @ 350Vac	2.410	0.216	x	-	x
.375	0.375	350		1.170	0.87	x	-	x
.500	0.5	350		0.688	1.60	x	-	x
.600	0.6	350		0.477	1.750	x	-	x
.750	0.75	350		0.340	2.950	x	-	x
.800	0.8	350		0.304	3.450	x	-	x
001.	1	350		0.210	5.640	x	x	x
1.25	1.25	350		0.1460	16.2	x	x	x
01.5	1.5	350		0.1077	20.8	x	x	x
002.	2	350		0.0689	30.0	x	x	x
2.25	2.25	350		0.0567	39.0	x	x	x
02.5	2.5	350		0.0502	70.0	x	x	x
003.	3	350		0.0383	77.0	x	x	x
03.5	3.5	350		0.0312	110	x	x	x
004.	4	350		0.0258	148	x	x	x
005.	5	350		0.0186	267	x	x	x
006.	6	350		0.0141	380	x	x	x
007.	7	350		0.0116	464	x	x	x

**Temperature Re-rating Curve**

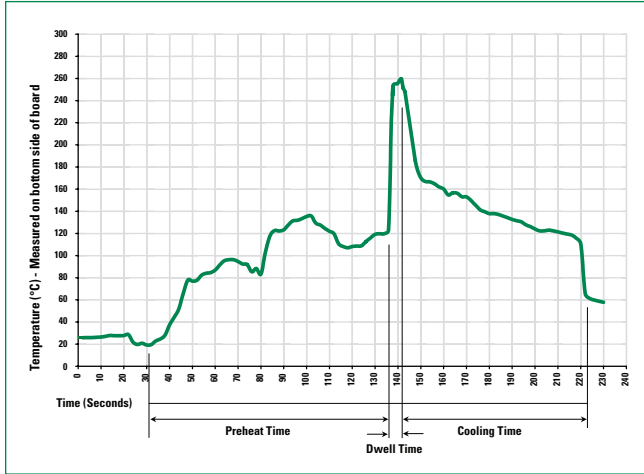


**Note:**  
Rerating depicted in this curve is in addition to the standard derating of 25% for continuous operation.

**Average Time Current Curves**



### Soldering Parameters - Wave Soldering



### Recommended Process Parameters:

Wave Parameter	Lead-Free Recommendation
Preheat: (Depends on Flux Activation Temperature)	(Typical Industry Recommendation)
Temperature Minimum:	100°C
Temperature Maximum:	150°C
Preheat Time:	60-180 seconds
Solder Pot Temperature:	260°C Maximum
Solder Dwell Time:	2-5 seconds

### Recommended Hand-Solder Parameters:

Solder Iron Temperature: 350°C +/- 5°C  
Heating Time: 5 seconds max.

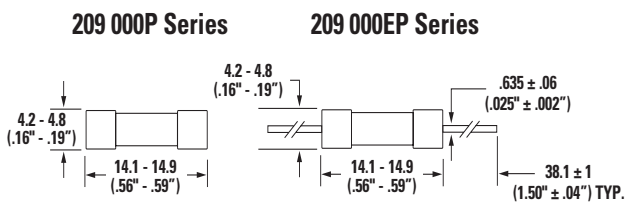
**Note:** These devices are not recommended for IR or Convection Reflow process.

### Product Characteristics

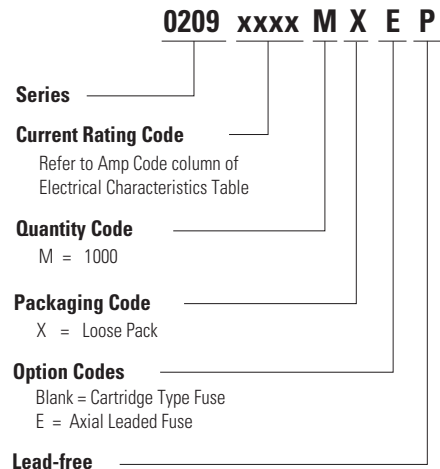
<b>Materials</b>	Body : Glass Cap : Nickel-plated brass Leads: Tin-plated Copper
<b>Terminal Strength</b>	MIL-STD-202, Method 211, Test Condition A
<b>Solderability</b>	MIL-STD-202 method 208
<b>Product Marking</b>	Cap1 : Brand logo, current and voltage ratings Cap2 : Series and agency approval marks

<b>Operating Temperature:</b>	-55°C to 125°C.
<b>Thermal Shock:</b>	MIL-STD-202, Method 107, Test Condition B (5 Cycles -65°C to +125°C).
<b>Vibration</b>	MIL-STD-202, Method 201
<b>Humidity</b>	MIL-STD-202, Method 103, Test Condition A: High RH (95%) and elevated temp (40°C) for 240 hours
<b>Salt Spray</b>	MIL-STD-202, Method 101, Test Condition B

### Dimensions



### Part Numbering System



Packaging Option	Packaging Specification	Quantity	Quantity & Packaging Code	Taping Width
<b>209 Series</b>				
Bulk	N/A	1000	MX	N/A
Bulk	N/A	1000	MXE	N/A
Reel and Tape	EIA 296-E	1500	DRT1	T1=53mm (2.087")

### Recommended Accessories

Accessory Type	Series	Description	Max Application Voltage	Max Application Amperage
Holder	<a href="#">150</a>	In-Line Fuseholder	350	10
	<a href="#">286</a>	Panel Mount Flip-Top Shock-Safe Fuseholder	250	10
Block	<a href="#">254</a>	OMNI-BLOK® Fuse Block	400	10
Clip	<a href="#">111</a>	PC Board Mount Fuse Clip	250	10

**Notes:**

- Do not use in applications above rating.
- Please refer to fuseholder data sheet for specific re-rating information.
- Please contact factory for applications greater than the max voltage and amperage shown.