


Surface Mount Fuse

400PV Series > 2410 Photovoltaic Fuse



Description

Littelfuse 400PV Series is a 2410 size Surface Mount Fuse which offers relatively low resistance. It provides UL 248-19 compliant overcurrent protection for photovoltaic (PV) cells.

The 400PV series meets environment standards and is able to operate at high temperatures.

Features & Benefits

- Wide operating temperature range
- 100% lead-free, halogen-free, and RoHS compliant
- Reliable overcurrent performance in high temperature environments
- Small and compact
- Surface mountable
- Compatible with common soldering assembly processes
- Recognized to UL/CSA 248-1 and UL/CSA 248-19

Applications

- Photovoltaic shingles
- Photovoltaic cells

Agency Approvals

Agency	Agency File Number	Ampere Rating
c UL US	E339112	0.375 A

Electrical Characteristics

% of Ampere Rating	Ampere Rating	Opening Time
100%	0.375 A	4 hours, Minimum
135%	0.375 A	3600 seconds Maximum
200%	0.375 A	240 seconds Maximum

Electrical Specifications

Ampere Rating (A)	Max Voltage Rating (V)	Interrupting Rating	Nominal Cold Resistance (Ohms)	Nominal Melting I ² t (A ² Sec.) ¹	Agency Approvals
0.375	86	10,000 A @ 86 VDC	0.31	0.010	c UL US
					X

Note

1. Nominal Melting I²t measured at 1 msec. opening time

Additional Information



Resources



Accessories

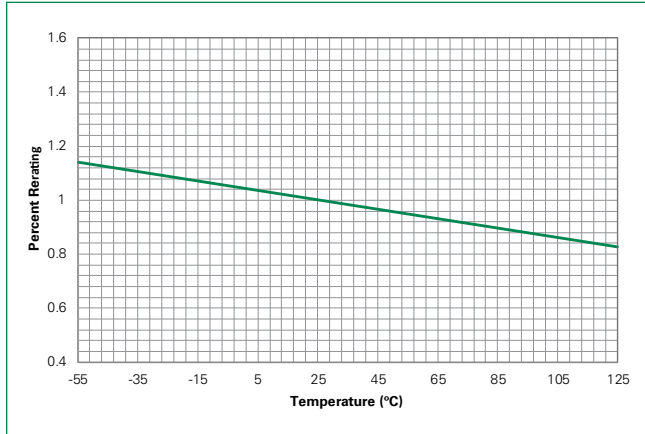


Samples

Surface Mount Fuse

400PV Series > 2410 Photovoltaic Fuse

Temperature Re-rating Curve



Note

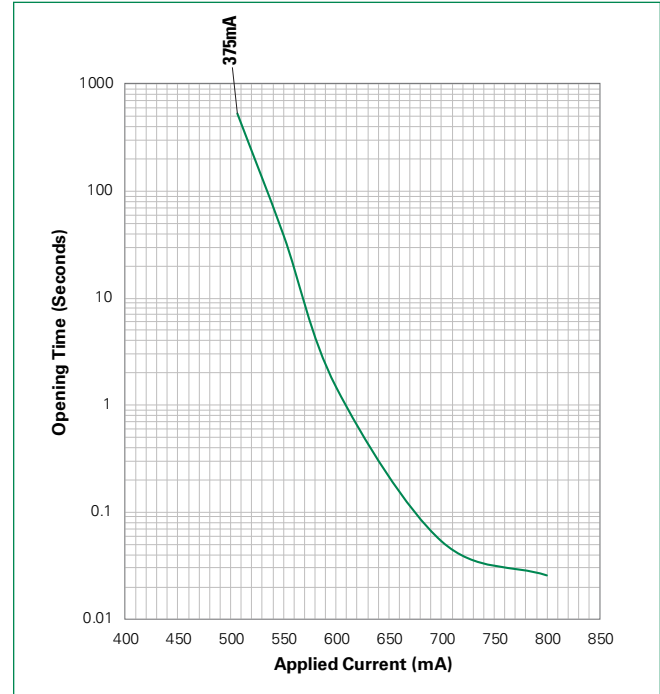
Rerating depicted in this curve is in addition to the standard derating of 25% for continuous operation.

Example

For continuous operation at 85 degrees celsius, the fuse should be rerated as follows:

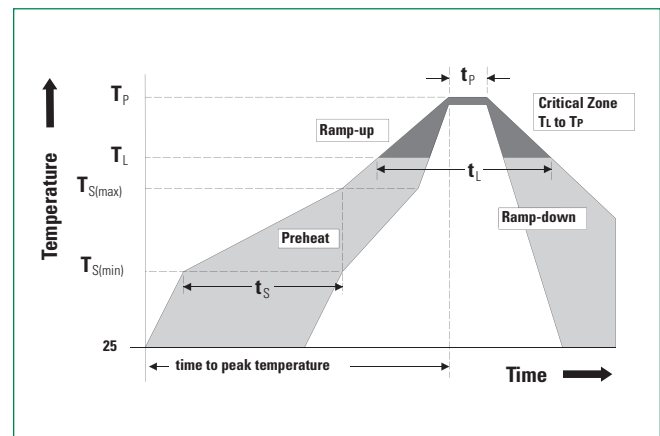
$$I = (0.75)(0.90)I_n = (0.675)I_n$$

Average Time Current Curve



Soldering Parameters – Reflow Soldering

Reflow Condition		Pb-free assembly
Pre Heat	- Temperature Min ($T_{s(min)}$)	150° C
	Temperature Max ($T_{s(max)}$)	200° C
	- Time (Min to Max) (t_s)	60–180 secs
Average ramp up rate (Liquidus Temp (T_L) to peak)		3° C/second max.
$T_{s(max)}$ to T_L - Ramp-up Rate		5° C/second max.
Reflow	- Temperature (T_L) (Liquidus)	217° C
	- Temperature (t_L)	60–150 seconds
Peak Temperature (T_p)		260 ^{+0/-5} °C
Time within 5° C of actual peak Temperature (t_p)		10–30 seconds
Ramp-down Rate		6° C/second max.
Time 25° C to peak Temperature (T_p)		8 minutes max.
Do not exceed		260° C
Wave Soldering	260° C, 10 seconds max.	



Surface Mount Fuse

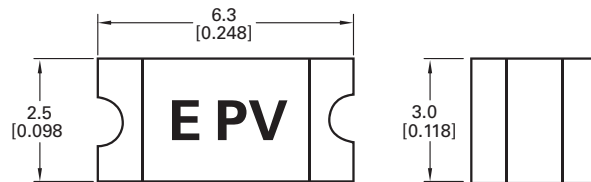
400PV Series > 2410 Photovoltaic Fuse

Product Characteristics

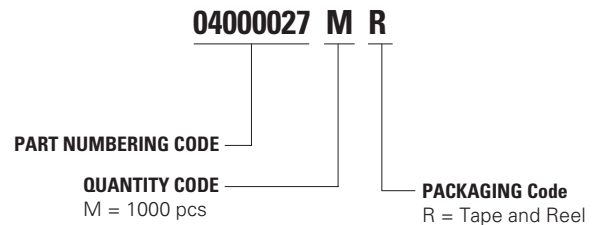
Materials	Body: Epoxy resin (UL 94 V-0 certified) Terminations: Cu/Ni/Sn (100% Pb-free)
Moisture Sensitivity Level	IPC/JEDEC J-STD-020C, Level 1
Solderability	IPC/EIC/JEDEC J-STD-002B, Condition B
Humidity	UL 248-19 Section 6.7.3
Resistance to Soldering Heat	MIL-STD-202, Method 210F, Condition B
Thermally Induced Drift	UL 248-19 Section 6.6.1
Moisture Resistance	MIL-STD-202, Method 106G

Thermal Shock	MIL-STD-202, Method 107G, Condition B-3
Mechanical Shock	MIL-STD-202, Method 213B, Condition A
Vibration	MIL-STD-202, Method 201A
Vibration, High Frequency	MIL-STD-202, Method 204D, Condition D
Dissolution of Metallization	IPC/EIC/JEDEC J-STD-002B, Condition D
Terminal Strength	IEC 60127-4
Temperature Extremes	UL 248-19 Section 6.6.2

Dimensions



Part Numbering System



Packaging

Packaging Option	Packaging Specification	Quantity	Quantity & Packaging Code
12 mm Tape and Reel	EIA-481/IEC 60286-3	1000	MR

Disclaimer Notice - Information furnished is believed to be accurate and reliable. However, users should independently evaluate the suitability of and test each product selected for their own applications. Littelfuse products are not designed for, and may not be used in, all applications. Read complete Disclaimer Notice at <http://www.littelfuse.com/disclaimer-electronics>.