

437 Series

1206 Fast-Acting Fuse



Description

This 100% Lead-free, RoHS compliant and Halogen-free fuse series has been designed specifically to provide over current protection to circuits might encounter high working ambient temperatures (up to 150°C). The general design ensures excellent temperature stability and performance reliability. In addition to this, the high I²t values typical of the Littelfuse Ceramic Fuse family ensure high inrush current withstand capability.

Features & Benefits

- Operating Temperature from -55°C to +150°C
- 100% Lead-free, Halogen-Free and RoHS compliant
- Suitable for both leaded and lead-free reflow / wave soldering
- UL Recognized to UL/CSA/NMX 248-1 and UL/CSA/NMX 248-14
- Conforms to EN60127-1 and EN60127-7 (0.5A-8A only)
- CE Mark indicates suitability for European Market
- UKCA Mark indicates suitability for the UK Market

Web Resources



Download ECAD models, order samples, and find technical resources at www.littelfuse.com

Electrical Characteristics

% of Ampere Rating	Ampere Rating	Opening Time at 25°C
100%	250mA - 8A	4 hours, Minimum
250%	750mA - 8A	5 seconds, Maximum
350%	250mA -500mA	5 seconds, Maximum
350%	750mA - 8A	1 second, Maximum

Applications

- LCD Displays
- Servers
- Printers
- Scanners
- Data Modems

Agency Approvals

Agency	Agency File/Certificate Number	Ampere Range
cRU ^{us}	E10480	0.250A - 8A
SPC	29862	0.250A - 8A
CE	N/A	0.5A - 8A
UKCA	J50519871	0.5A - 8A
UKCA	N/A	0.5A - 8A

Electrical Specifications

Ampere Rating (A)	Amp Code	Max. Voltage Rating (V)	Interrupting Rating ¹	Nominal Resistance (Ohms) ²	Nominal Melting I ² t (A ² Sec.) ³	Nominal Voltage Drop At Rated Current (V) ⁴	Nominal Power Dissipation At Rated Current (W)	Agency Approvals				
								cRU ^{us}	SPC	CE	UKCA	UKCA
0.25	.250	125	50 A @ 125 V AC/DC	2.29	0.003	0.78	0.195	x	x	-	-	-
0.375	.375	125		1.33	0.01	0.6	0.225	x	x	-	-	-
0.5	.500	63		0.908	0.018	0.52	0.26	x	x	x	x	x
0.75	.750	63		0.665	0.080	0.45	0.338	x	x	x	x	x
1.0	001.	63	50 A @ 63 V AC/DC	0.42	0.106	0.41	0.41	x	x	x	x	x
1.25	1.25	63		0.318	0.257	0.4	0.5	x	x	x	x	x
1.5	01.5	63		0.209	0.398	0.39	0.585	x	x	x	x	x
1.75	1.75	63		0.071	0.084	0.27	0.473	x	x	x	x	x
2.0	002.	63		0.058	0.225	0.2	0.4	x	x	x	x	x
2.5	02.5	63		0.043	0.441	0.15	0.375	x	x	x	x	x
3.0	003.	63	50A @ 45V AC/63V DC	0.033	0.506	0.14	0.42	x	x	x	x	x
3.5	03.5	63		0.027	0.777	0.13	0.455	x	x	x	x	x
4.0	004.	63	50A @ 32V AC/35V DC	0.022	1.024	0.13	0.52	x	x	x	x	x
5.0	005.	63	50A @ 32V DC	0.0159	2.3	0.13	0.65	x	x	x	x	x
7.0	007.	35	50A @ 32V AC/35V DC	0.01	5.02	0.13	0.91	x	x	x	x	x
8.0	008.	35	50A @ 32V DC	0.008	7.23	0.13	1.04	x	x	x	x	x

Notes:

1. AC Interrupting Rating tested at rated voltage with unity power factor. DC Interrupting Rating tested at rated voltage with time constant < 0.8 msec.

2. Nominal Resistance measured with < 10% rated current.

3. Contact Littelfuse if application transient surges are less than 1 ms.

4. Nominal Voltage Drop measured at rated current after temperature has stabilized.

Devices designed to carry rated current for 4 hours minimum. It is recommended that devices be operated continuously at no more than 80% rated current. See "Temperature Re-rating Curve" for additional re-rating information.

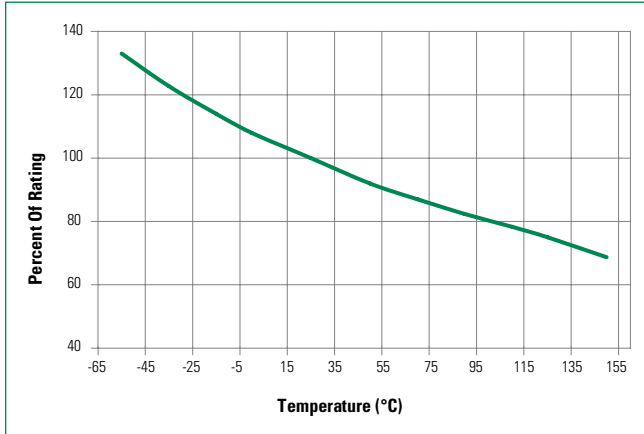
Devices designed to be mounted with marking code facing up.

2.5A-5A, (50A @ 45V AC/63V DC- For cURus only, 50A @ 32 V DC-for CSA only, 50A @ 32 V AC both cURus and CSA

437 Series

1206 Fast-Acting Fuse

Temperature Re-rating Curve



Note:

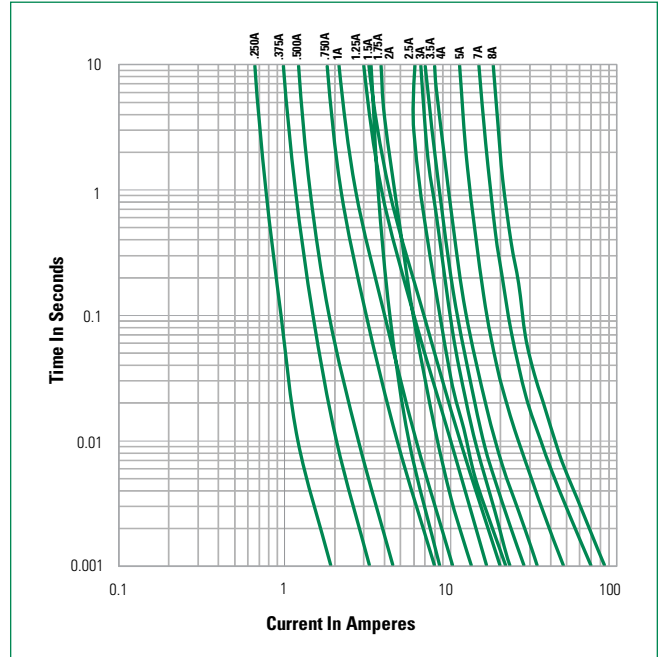
1. Re-rating depicted in this curve is in addition to the standard re-rating of 20% for continuous operation.

Example:

For continuous operation at 75 degrees celsius, the fuse should be rerated as follows:

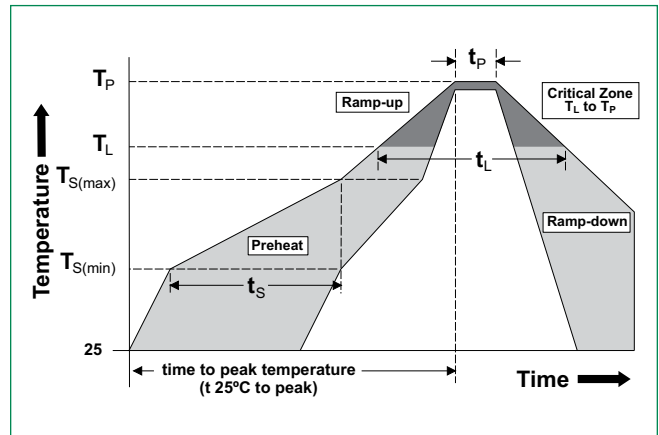
$$I = (0.80)(0.85)_{\text{RAT}} = (0.68)_{\text{RAT}}$$

Average Time Current Curves



Soldering Parameters

Reflow Condition		Pb – free assembly
Pre Heat	- Temperature Min ($T_{s(\min)}$)	150°C
	- Temperature Max ($T_{s(\max)}$)	200°C
	- Time (Min to Max) (t_s)	60 – 180 seconds
Average Ramp-up Rate (Liquidus Temp (T_L) to peak)		3°C/second max.
$T_{s(\max)}$ to T_L - Ramp-up Rate		5°C/second max.
Reflow	- Temperature (T_L) (Liquidus)	217°C
	- Temperature (t_L)	60 – 150 seconds
Peak Temperature (T_p)		260 ^{+0/-5} °C
Time within 5°C of actual peak Temperature (t_p)		10 – 30 seconds
Ramp-down Rate		6°C/second max.
Time 25°C to peak Temperature (T_p)		8 minutes max.
Do not exceed		260°C
Wave Soldering		260°C, 10 seconds max.



437 Series

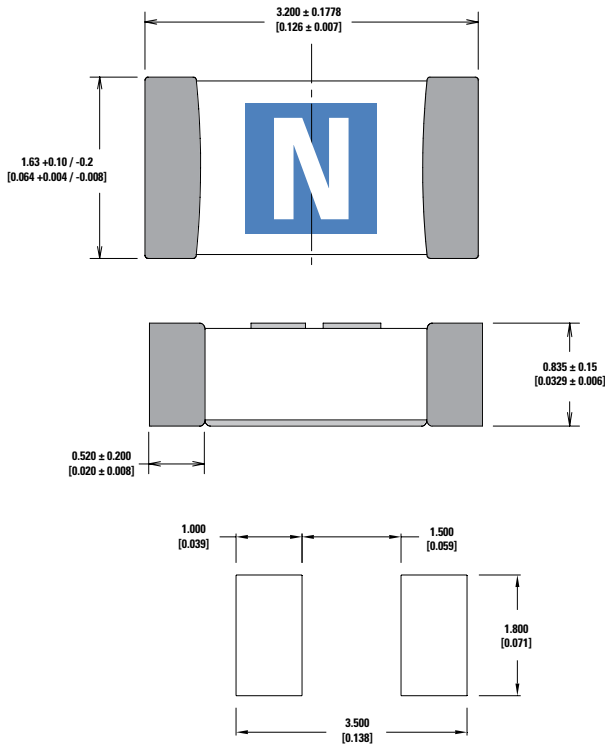
1206 Fast-Acting Fuse

Product Characteristics

Materials	Body: Advanced Ceramic Terminations: Ag / Ni / Sn (100% Lead-free) Element Cover Coating: Ceramic/Lead-free Glass
Moisture Sensitivity Level	IPC/JEDEC J-STD-020, Level 1
Solderability	IPC/EIC/JEDEC J-STD-002, Condition B
Humidity Test	MIL-STD-202, Method 103, Condition D
Resistance to Solder Heat	MIL-STD-202, Method 210, Condition B
Moisture Resistance	MIL-STD-202, Method 106

Thermal Shock	MIL-STD-202, Method 107, Condition B
Mechanical Shock	MIL-STD-202, Method 213, Condition A
Vibration	MIL-STD-202, Method 201
Vibration, High Frequency	MIL-STD-202, Method 204, Condition D
Dissolution of Metallization	IPC/EIC/JEDEC J-STD-002, Condition D
Terminal Strength	IEC 60127-4

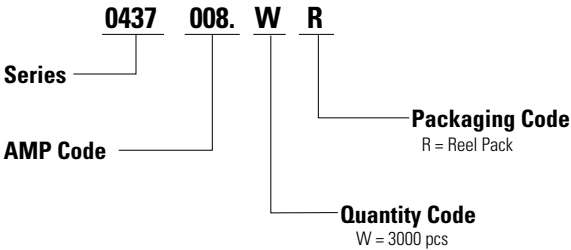
Dimensions mm (inches)



Part Marking System

Amp Code	Marking Code	Amp Code	Marking Code
0.25	D	2.0	N
0.375	E	2.5	O
0.5	F	3.0	P
0.75	G	3.5	R
1.0	H	4.0	S
1.25	J	5.0	T
1.5	K	7.0	W
1.75	L	8.0	X

Part Numbering System



Packaging

Packaging Option	Packaging Specification	Quantity	Quantity & Packaging Code
8mm Tape & Reel	EIA-481, IEC 60286-3	3000	WR

Disclaimer Notice - Littelfuse products are not designed for, and shall not be used for, any purpose (including, without limitation, automotive, military, aerospace, medical, life-saving, life-sustaining or nuclear facility applications, devices intended for surgical implant into the body, or any other application in which the failure or lack of desired operation of the product may result in personal injury, death, or property damage) other than those expressly set forth in applicable Littelfuse product documentation. Warranties granted by Littelfuse shall be deemed void for products used for any purpose not expressly set forth in applicable Littelfuse documentation. Littelfuse shall not be liable for any claims or damages arising out of products used in applications not expressly intended by Littelfuse as set forth in applicable Littelfuse documentation. The sale and use of Littelfuse products is subject to Littelfuse Terms and Conditions of Sale, unless otherwise agreed by Littelfuse. Information furnished is believed to be accurate and reliable. However, users should independently evaluate the suitability of and test each product selected for their own applications. Littelfuse products are not designed for, and may not be used in, all applications. Read complete Disclaimer Notice at www.littelfuse.com/disclaimer-electronics.