



876 Series Fuse, Lead-free 3.6x10 mm, Fast-Acting Fuse



**Description**

The 876 Series is a single pigtail, axial leaded, 3.6 x10mm, fast-acting fuse

**Features**

- Designed to meet IEC 60127-3 Standard Sheet 3
- Single Pigtail Axial Lead format
- Fast-Acting, ceramic body fuse in a compact package
- Pb-free, RoHS compliant
- Available in ratings of .125 to 5 Amperes

**Agency Approvals**

Agency	Agency File Number	Ampere Range
	40022494	0.125A, 0.630A - 5A
	E10480	0.125A - 5A
	NBK240212-JP1021	1.6A - 5A
	SU05024-11001	0.125A - 0.630A
	SU05024-11002	1.6A - 2A
	SU05024-11003	4A - 5A
	2020970207000060	0.125A - 5A

**Applications**

- This space saving fuse is ideally suited for lighting, power supply, and adapter applications.

**Electrical Characteristics**

% of Ampere Rating	Opening Time
150%	60 minutes, Minimum
210%	30 minutes, Maximum
275%	10 ms., Min.; 3 sec. Max.
400%	3 ms., Min.; 300 ms. Max.
1000%	20 ms. Max.

**Additional Information**



Datasheet



Resources



Samples

**Electrical Characteristics**

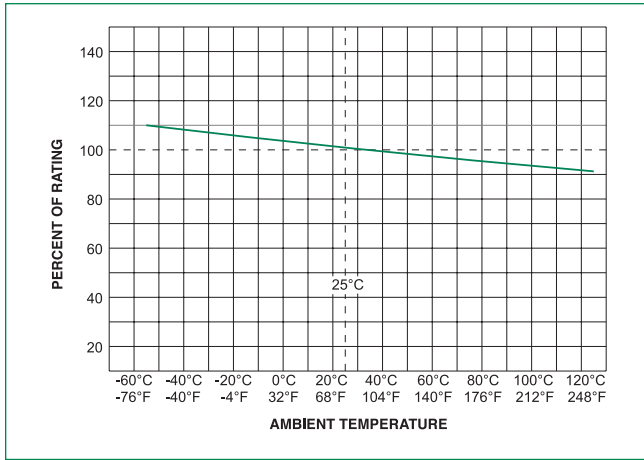
Amp Code	Ampere Rating (A)	Voltage Rating (V)	Interrupting Rating**	Nominal Cold Resistance (Ω)*	Nominal Melting Pt (A² sec)	Nominal Voltage Drop (mV)	Nominal Power Dissipation (mW)	Agency Approvals				
.125	0.125	250	35A @ 250 V AC	1.066	0.020	168	60	x	x	-	x	x
.160	0.160	250	35A @ 250 V AC	1.000	0.028	183	92	-	x	-	x	x
.250	0.250	250	35A @ 250 V AC	0.573	0.110	87	62	-	x	-	x	x
.630	0.630	250	35A @ 250 V AC	0.131	0.170	102	221	x	x	-	x	x
01.6	1.6	250	35A @ 250 V AC	0.0388	1.8	70	382	x	x	x	x	x
002.	2.0	250	35A @ 250 V AC	0.0329	2.51	70	470	x	x	x	x	x
004.	4.0	250	40A @ 250 V AC	0.0149	14.64	70	985	x	x	x	x	x
005.	5.0	250	50A @ 250 V AC	0.0111	26.85	66	1200	x	x	x	x	x

Notes:

\*Cold resistance measured at less than 10% of rated current at 23°C.

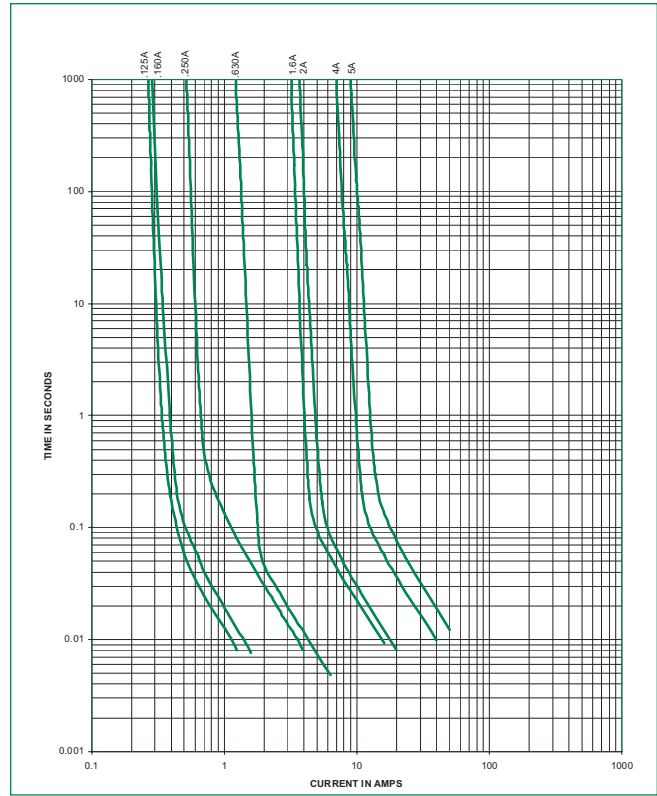
\*\* Interrupting Rating may differ based on Agency Approval. See Agency Approval certificate for more details.

**Temperature Re-rating Curve**

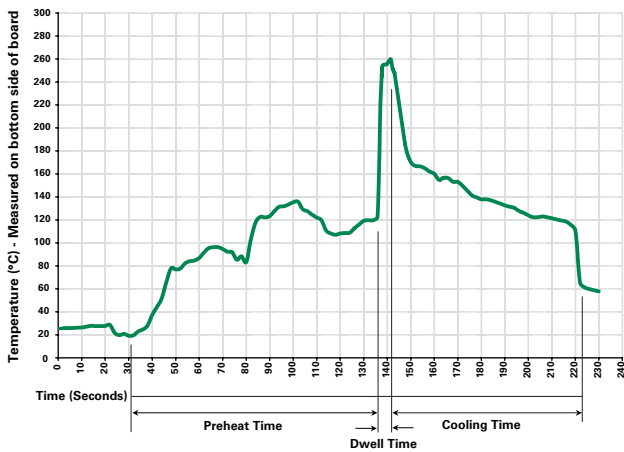


**Note:**  
Derating depicted in this curve is in addition to the standard derating of 25% for continuous operation.

**Average Time Current Curves**



**Soldering Parameters - Wave Soldering**



**Recommended Process Parameters:**

Wave Parameter	Lead-Free Recommendation
Preheat: (Depends on Flux Activation Temperature)	(Typical Industry Recommendation)
Temperature Minimum:	100°C
Temperature Maximum:	150°C
Preheat Time:	60-180 seconds
Solder Pot Temperature:	260°C Maximum
Solder Dwell Time:	2-5 seconds

**Recommended Hand-Solder Parameters:**

Solder Iron Temperature: 350°C +/- 5°C  
Heating Time: 5 seconds max.

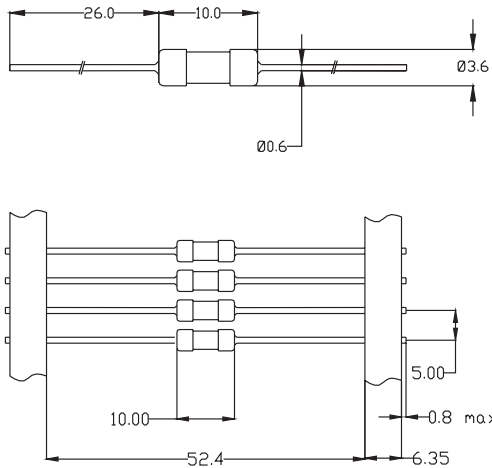
**Note:** These devices are not recommended for IR or Convection Reflow process.

### Product Characteristics

<b>Materials</b>	Body: Ceramic Cap: Nickel Plated Brass Tin Plated Copper
<b>Terminal Strength</b>	MIL-STD-202 Method 211, Test Condition A
<b>Solderability</b>	IEC 60127-2, Annex A
<b>Product Marketing</b>	Body: Brand Logo, Current Rating Characteristic "F";
<b>Packaging</b>	Bulk (1000 pcs/pkg) Tape & Reel (1000 pcs/reel)

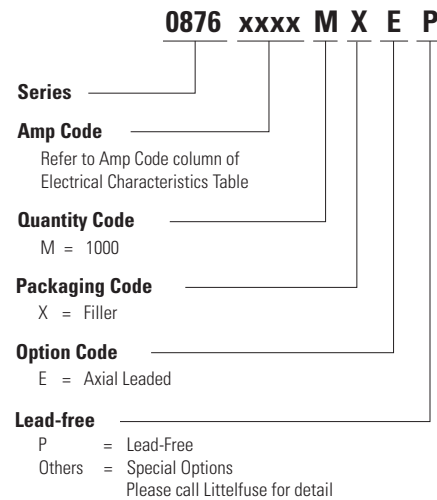
<b>Operating Temperature</b>	-55°C to 125°C
<b>Thermal Shock</b>	MIL-STD-202, Method 107 Test Condition B3 (5 cycles -65°C to +125°C)
<b>Vibration</b>	MIL-STD-202, Method 201 (10-55 Hz)
<b>Humidity</b>	MIL-STD-202, Method 106, High Humidity (90-98%RH), Heat (65°C)
<b>Salt Spray</b>	MIL-STD-202, Method 101, Test Condition B

### Dimensions



All dimensions in mm

### Part Numbering System



### Packaging

Packaging Option	Packaging Specification	Quantity	Quantity & Packaging Code	Taping Width
<b>876 Series</b>				
Bulk	Bulk	1000	MXE	N/A
Tape and Reel	EIA 296	1000	MRET1	T1 = 52mm ( 2.062")