

# 800/801/802/803 Series

## Panel Mount Enclosed Fuse Holders



### Additional Information



Resources  
800 Series



Accessories  
800 Series



Samples  
800 Series



Resources  
801 Series



Accessories  
801 Series



Samples  
801 Series



Resources  
802 Series



Accessories  
802 Series



Samples  
802 Series



Resources  
803 Series



Accessories  
803 Series



Samples  
803 Series

### Agency Approvals

Agency	Part Number					
	800	800 01	800-25	801	802	803 01
Agency File Number						
	122016*	123336**	N/A	N/A	N/A	6914**
	E70164*					
	47574*	47574**	N/A	47574*	47574**	
	N/A	N/A	J 50594683	N/A	N/A	N/A

\* - Certification includes both 815 and 816 caps  
\*\* - Certification includes 816 cap only

### Product Characteristics

Series	800	800 01 800-25	801/802	803 01
Compatible Fuses	5x20mm 6.3x32mm	6.3x32mm	5x20mm 6.3x32mm	6.3x32mm
Materials	Holder/Cap: Black Thermoplastic, UL94 V-0			Clamp spring: non-corrosion metal, untreated
	Metal Parts: Copper alloy, corrosion protected			
Electrical Data (23°C)	Terminals: Solderable, tinned			
	Rated Voltage: 250V	Rated Voltage: 500V	Rated Voltage: 250V	Rated Voltage: 500V
	Rated Current: 6.3A (800+815-VDE) 10A (800+816-VDE) 16A (UL/CSA)	Rated Current: 10A (800+816 - VDE) 16A (UL) 10A (800-25 +816-TUV) 16A (UL)	Rated Current: 16A (UL/CSA)	Rated Current: 10A (VDE) 16A (UL/CSA)
	Rated Power: 2.5W (VDE)			Rated Power: 4W (VDE)
Mounting	12.7mm diameter D-hole or double D-hole Admissible torque on plastic hex nut is 1.2Nm			Pluggable with clamping spring in 12.7mm diam v eter D-hole (panel of 0.75mm - 3 mm)
Terminals	Solderable or 4.8mm quick connect-fits 0.5mm tab / 6.3 mm for 800-25			
Electronic Shock Protection	PC2 (IEC 60127-6)			
Ingress Protection	IP 40 (IEC 60529)			
Operating Temperature	-25°C to +70°C			
Climatic Test	-25°C/+70°C/21 days (IEC 60068-2-1...3)			
Stock Conditions	+10°C to +60°C relative humidity ≤ 75% yearly average, without dew, maximum value for 30 days - 95%			
Vibration Resistance	24 cycles at 15 min. each (IEC 60068-2-6) 10 - 60Hz at 0.75mm amplitude 60 - 2000Hz at 10g acceleration			NA
Contact Resistance	≤ 5mΩ			
Dielectric Strength	> 1.5 kV			
Impulse Voltage	4 kV, 50 Hz, 1 min., dry			
Insulation Resistance	> 103 MΩ (500 VDC, 1 min.)			
Solderability	235°C, 3 sec. (Wave) 350°C, 1 sec. (Soldering Iron)		235°C, 2 sec. (Wave) 350°C, 1 sec. (Soldering Iron)	235°C, 2 sec. (Wave) 350°C, 3 sec. (Soldering Iron)
	Solder Heat Resistance: 260°C, 5 sec. (IEC 60068-2-20)			
Min. Cross Section	Conductor - 2.5mm <sup>2</sup>			
Marking	800, 250V, Approvals	800 01, 500V, Approvals 800 25, 500V, Approvals	Series, 250V, Approvals	803, 500V, Approvals
Unit Weight	4.7g (Holder) 2.5g (Cap)		5.0g (801/802) 2.5g (815/816)	4.9g (803) 2.0g (816)

Note: Refer to [Fuseology](#) for information on proper fuseholder re-rating

### Ordering Information

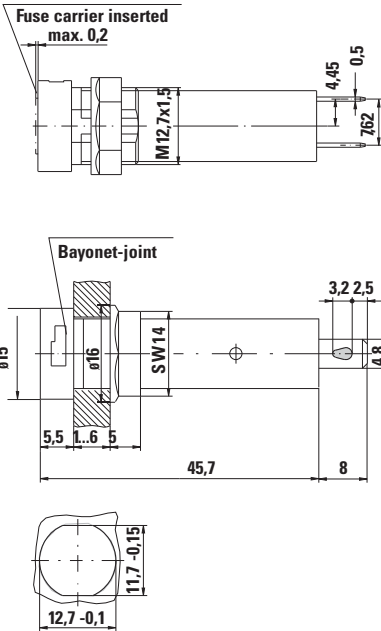
Holders	80000000005	80000000105 80000002505	80100000005 80200000005	80300000105
Caps	For 5x20mm fuse: <b>81500000005</b> For 6.3x32mm fuse <b>81600000005</b>			
Packaging	Bulk 100 Pcs all items listed above			

# 800/801/802/803 Series

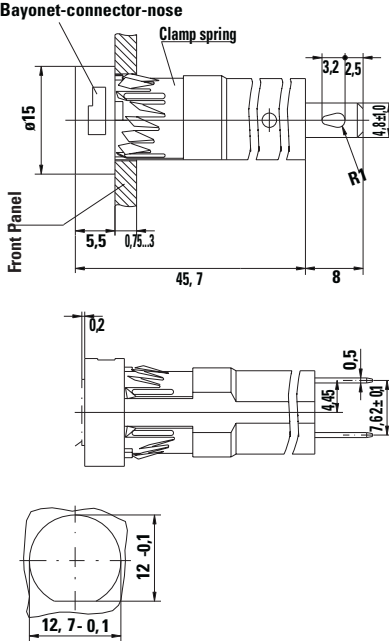
## Panel Mount Enclosed Fuse Holders

**Dimensions (millimeters)**

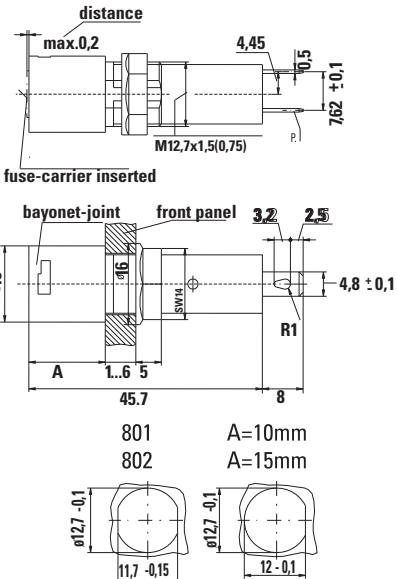
**800/800 01 Series**



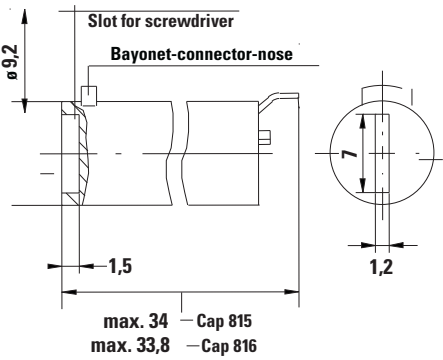
**803 01 Series**



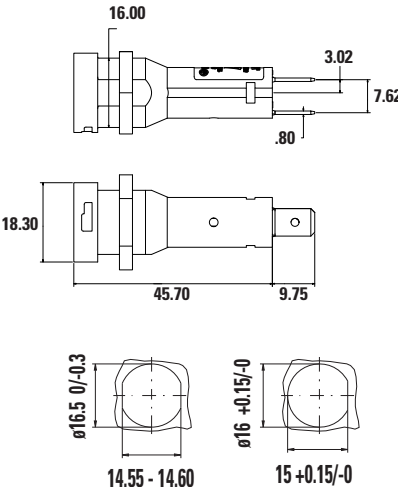
**801/802 Series**



**815/816 Cap**



**800-25 Series**



**Disclaimer Notice** - Information furnished is believed to be accurate and reliable. However, users should independently evaluate the suitability of and test each product selected for their own applications. Littelfuse products are not designed for, and may not be used in, all applications. Read complete Disclaimer Notice at: [www.littelfuse.com/disclaimer-electronics](http://www.littelfuse.com/disclaimer-electronics).