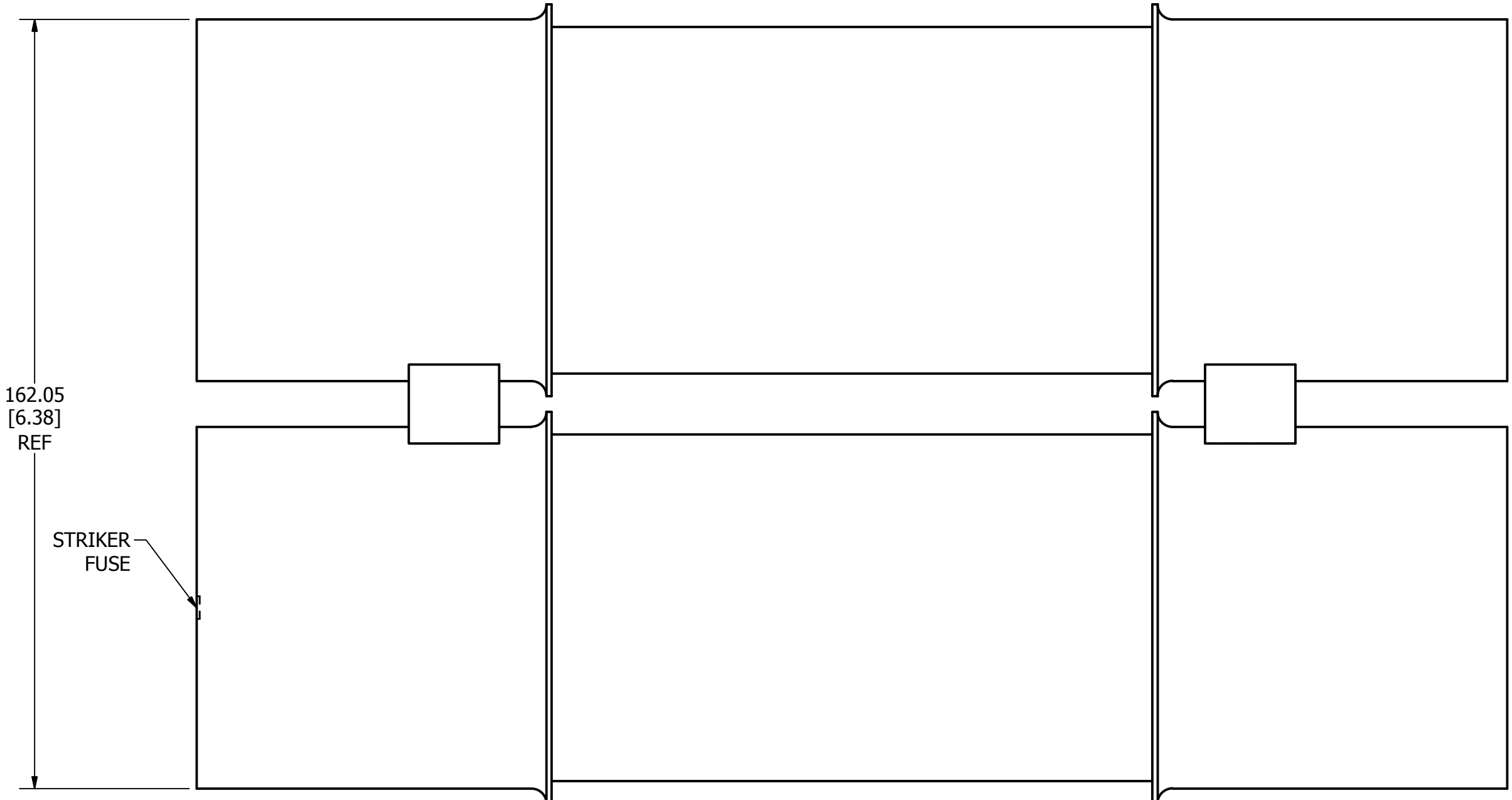
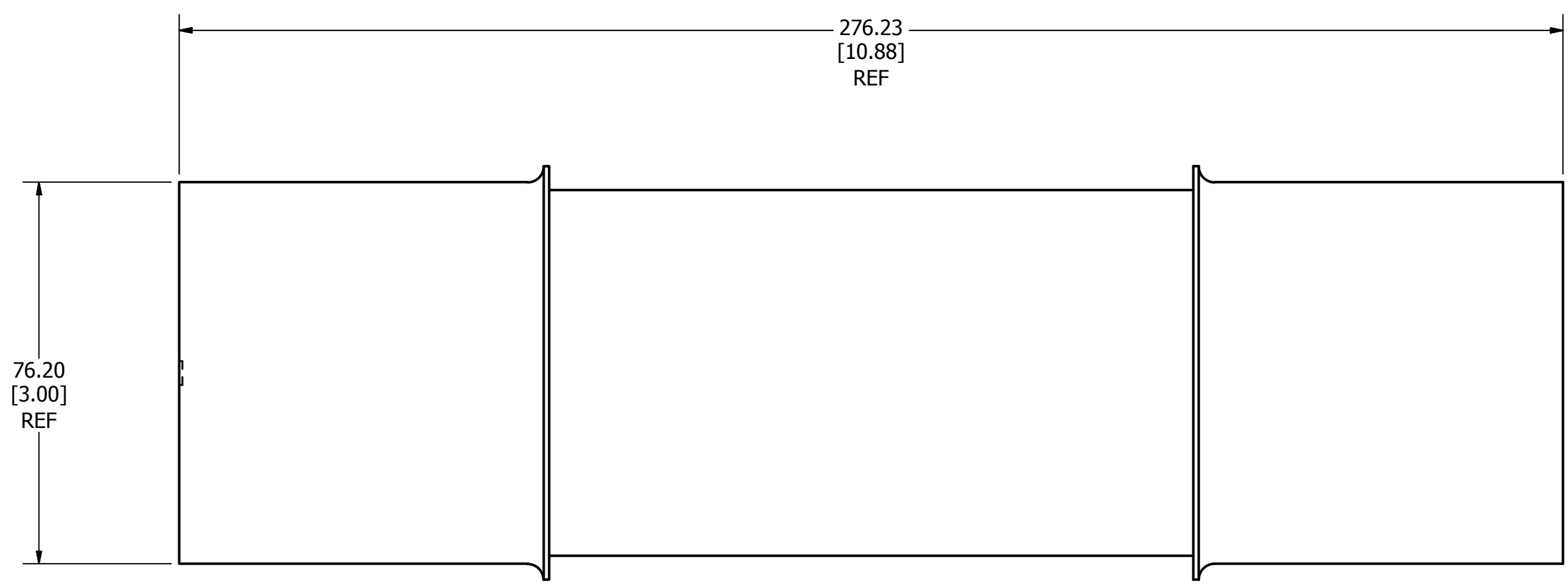


PART NO.	TYPE
10E1C2.75	1
15E1C2.75	1
20E1C2.75	1
25E1C2.75	1
30E1C2.75	1
40E1C2.75	1
50E1C2.75	1
65E1C2.75	1
80E1C2.75	1
100E1C2.75	1
125E1C2.75	1
125E2C2.75	2
150E1C2.75	1
150E2C2.75	2
200E1C2.75	1
200E2C2.75	2
250E2C2.75	2
300E2C2.75	2
350E2C2.75	2
400E2C2.75	2
450E2C2.75	2

REVISION		
REV	DATE	DESCRIPTION
A	5/28/2014	510492GCP - RELEASE MRY





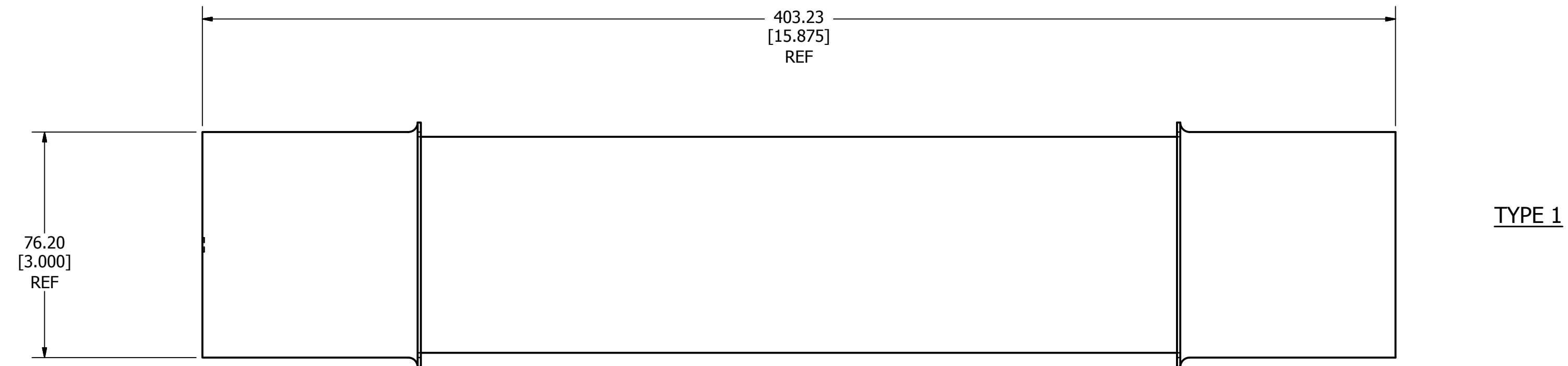
TYPE 1

TYPE 2

●	DENOTES CRITICAL CHARACTERISTICS.		
CPK	DENOTES CPK DIMENSIONS, -MINIMUM CPK VALUE		
(ST)	DENOTES A CHARACTERISTIC THAT PROVIDES AN INDICATION OF PROCESS PERFORMANCE. PROCEDURE FOR MEASUREMENT AND TRACKING TO BE DEFINED IN LITTELFUSE INSPECTION INSTRUCTIONS.		
CP	DENOTES CP DIMENSIONS, -MINIMUM CP VALUE MUST BE WITHIN THE DIMENSIONAL LIMITATIONS SHOWN ON DRAWING AND INITIALLY LOCATED TO ALLOW FOR MAXIMUM TOOL LIFE.		
MATL SPEC	FINISH		
DRW MYORK	DATE 2/18/2014	SCALE NTS	FINISH GOOD WT GRAMS/PIECE
UNLESS OTHERWISE SPECIFIED, DIMENSIONS ARE IN MILLIMETERS, DIMENSIONS IN BRACKETS [ ] ARE INCHES DIMENSIONING AND DO NOT INCLUDE PLATING. TOLERANCING TO BE INTERPRETED IN ACCORDANCE WITH ANSI Y14.5M-1994			
3RD ANGLE PROJECTION			
TITLE 10E THRU 450E 2.75KV OUTLINE			
 CHICAGO, ILLINOIS 60631		REVISION A	DRWG NO. OL-ERATEDC2.75
SHEET 1 OF 1			

PART NO.	TYPE
10E1C5.5	1
15E1C5.5	1
20E1C5.5	1
25E1C5.5	1
30E1C5.5	1
40E1C5.5	1
50E1C5.5	1
65E1C5.5	1
80E1C5.5	1
100E1C5.5	1
125E1C5.5	1
125E2C5.5	2
150E1C5.5	1
150E2C5.5	2
175E1C5.5	1
175E2C5.5	2
200E1C5.5	1
200E2C5.5	2
250E2C5.5	2
300E2C5.5	2
350E2C5.5	2
400E2C5.5	2
450E2C5.5	2
500E3C5.5	3
550E3C5.5	3
600E3C5.5	3

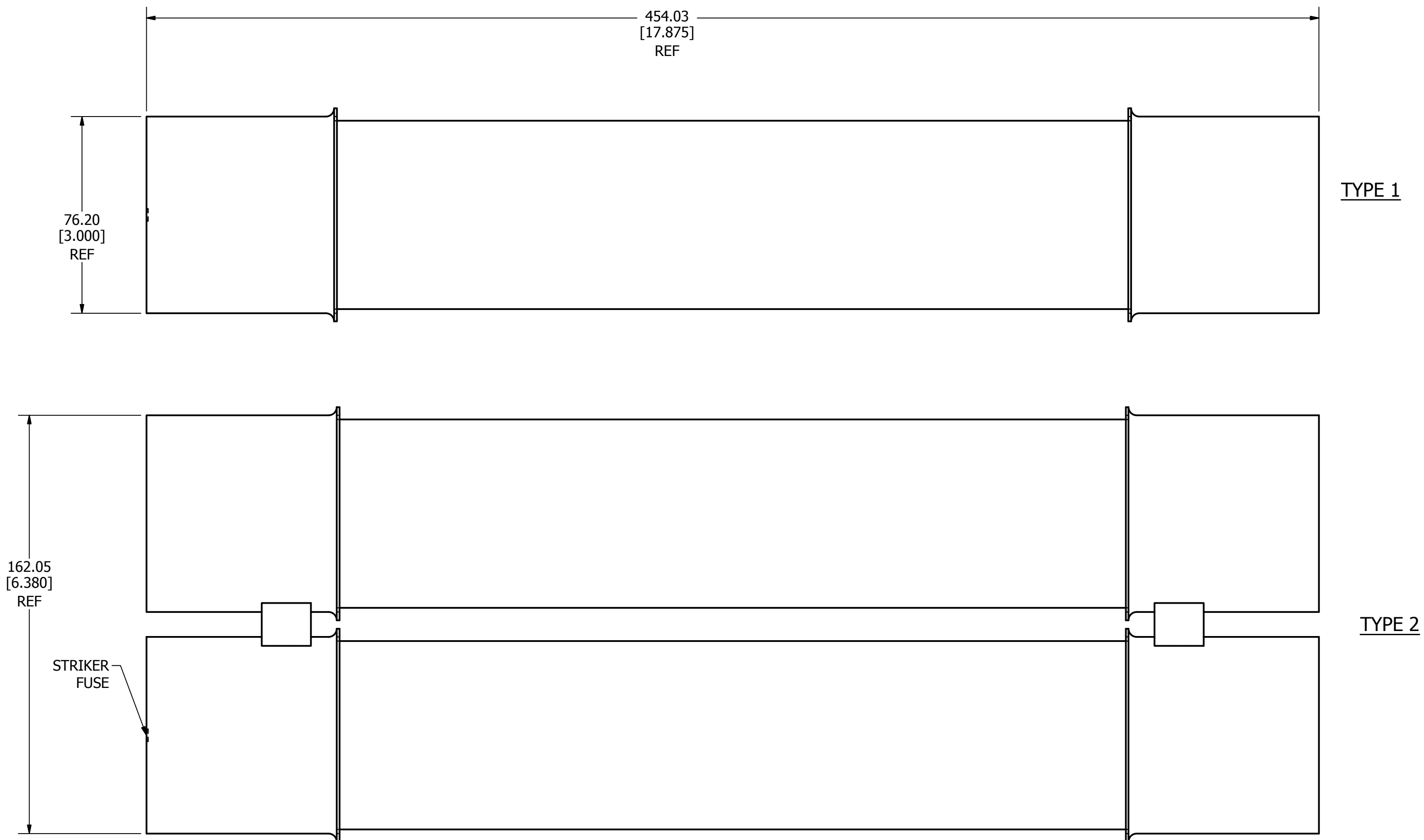
REV	DATE	REVISION DESCRIPTION
A	5/28/2014	510492GCP - RELEASE MRV



●	DENOTES CRITICAL CHARACTERISTICS.		
CPK	DENOTES CPK DIMENSIONS, -MINIMUM CPK VALUE		
(ST)	DENOTES A CHARACTERISTIC THAT PROVIDES AN INDICATION OF PROCESS PERFORMANCE. PROCEDURE FOR MEASUREMENT AND TRACKING TO BE DEFINED IN LITTELFUSE INSPECTION INSTRUCTIONS.		
CP	DENOTES CP DIMENSIONS, -MINIMUM CP VALUE MUST BE WITHIN THE DIMENSIONAL LIMITATIONS SHOWN ON DRAWING AND INITIALLY LOCATED TO ALLOW FOR MAXIMUM TOOL LIFE.		
MATL SPEC	FINISH		
DRW MYORK	DATE 2/18/2014	SCALE NTS	FINISH GOOD WT GRAMS/PIECE
UNLESS OTHERWISE SPECIFIED, DIMENSIONS ARE IN MILLIMETERS, DIMENSIONS IN BRACKETS [ ] ARE INCHES DIMENSIONING AND DO NOT INCLUDE PLATING. TOLERANCING TO BE INTERPRETED IN ACCORDANCE WITH ANSI Y14.5M-1994			
3RD ANGLE PROJECTION			
TITLE	10E THRU 600E 5.5KV OUTLINE		
<b>Littelfuse</b> CHICAGO, ILLINOIS 60631	REVISION A	DRWG NO. OL-ERATEDC5.5	SHEET 1 OF 1

PART NO.	TYPE
5NLE10E	1
5NLE15E	1
5NLE20E	1
5NLE25E	1
5NLE30E	1
5NLE40E	1
5NLE50E	1
5NLE65E	1
5NLE80E	1
5NLE100E	1
5NLE125E	1
5NLE150E	1
5NLE175E	1
5NLE200E	1
5NLE2225E	2
5NLE2250E	2
5NLE2300E	2
5NLE2350E	2
5NLE2400E	2
5NLE2450E	2



REVISION		DESCRIPTION
REV	DATE	
A	5/28/2014	510492GCP - RELEASE MRY



●	DENOTES CRITICAL CHARACTERISTICS.		
CPK	DENOTES CPK DIMENSIONS, -MINIMUM CPK VALUE		
(ST)	DENOTES A CHARACTERISTIC THAT PROVIDES AN INDICATION OF PROCESS PERFORMANCE. PROCEDURE FOR MEASUREMENT AND TRACKING TO BE DEFINED IN LITTELFUSE INSPECTION INSTRUCTIONS.		
CP	DENOTES CP DIMENSIONS, -MINIMUM CP VALUE. MUST BE WITHIN THE DIMENSIONAL LIMITATIONS SHOWN ON DRAWING AND INITIALLY LOCATED TO ALLOW FOR MAXIMUM TOOL LIFE.		
MATL SPEC	FINISH		
DRW MYORK	DATE 2/18/2014	SCALE NTS	FINISH GOOD WT GRAMS/PIECE
UNLESS OTHERWISE SPECIFIED, DIMENSIONS ARE IN MILLIMETERS, DIMENSIONS IN BRACKETS [ ] ARE INCHES DIMENSIONING AND DO NOT INCLUDE PLATING. TOLERANCING TO BE INTERPRETED IN ACCORDANCE WITH ANSI Y14.5M-1994			
3RD ANGLE PROJECTION			
TITLE 10E THRU 450E 5.5KV OUTLINE			
 CHICAGO, ILLINOIS 60631		REVISION A	DRWG NO. OL-5NLE SHEET 1 OF 1

PART NO.	TYPE
50E1C5.5W	1
65E1C5.5W	1
150E1C5.5W	1
400E2C5.5W	2

REVISION		DESCRIPTION
REV	DATE	
A	5/28/2014	510492GCP - RELEASE MRY



●	DENOTES CRITICAL CHARACTERISTICS.
CPK	DENOTES CPK DIMENSIONS, -MINIMUM CPK VALUE
(ST)	DENOTES A CHARACTERISTIC THAT PROVIDES AN INDICATION OF PROCESS PERFORMANCE. PROCEDURE FOR MEASUREMENT AND TRACKING TO BE DEFINED IN LITTELFUSE INSPECTION INSTRUCTIONS.
CP	DENOTES CP DIMENSIONS, -MINIMUM CP VALUE MUST BE WITHIN THE DIMENSIONAL LIMITATIONS SHOWN ON DRAWING AND INITIALLY LOCATED TO ALLOW FOR MAXIMUM TOOL LIFE.

MATL SPEC	FINISH	
DRW MYORK	DATE 2/18/2014	SCALE NTS
		FINISH GOOD WT GRAMS/PIECE

UNLESS OTHERWISE SPECIFIED, DIMENSIONS ARE IN MILLIMETERS, DIMENSIONS IN BRACKETS [ ] ARE INCHES DIMENSIONING AND DO NOT INCLUDE PLATING. TOLERANCING TO BE INTERPRETED IN ACCORDANCE WITH ANSI Y14.5M-1994

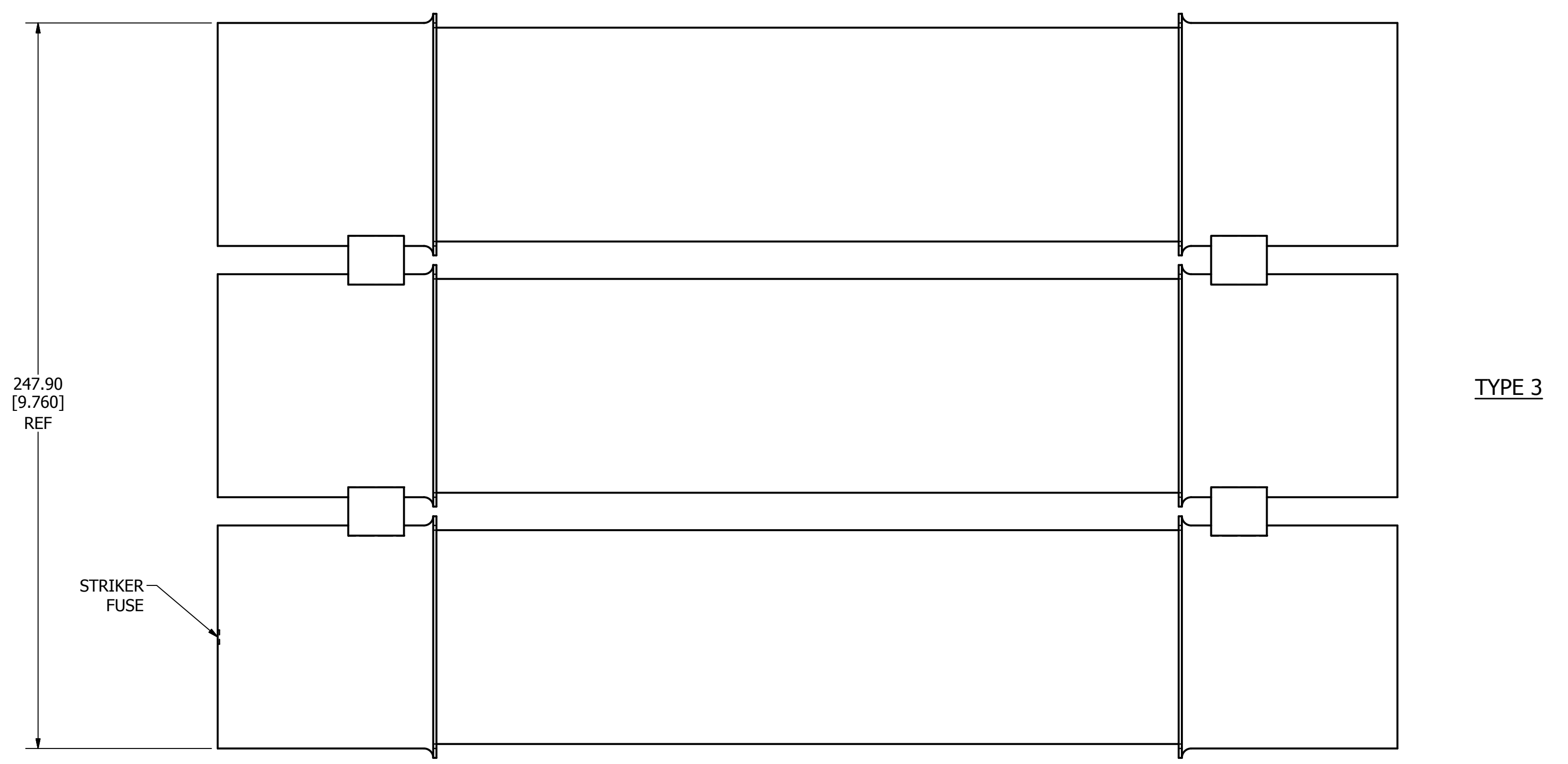
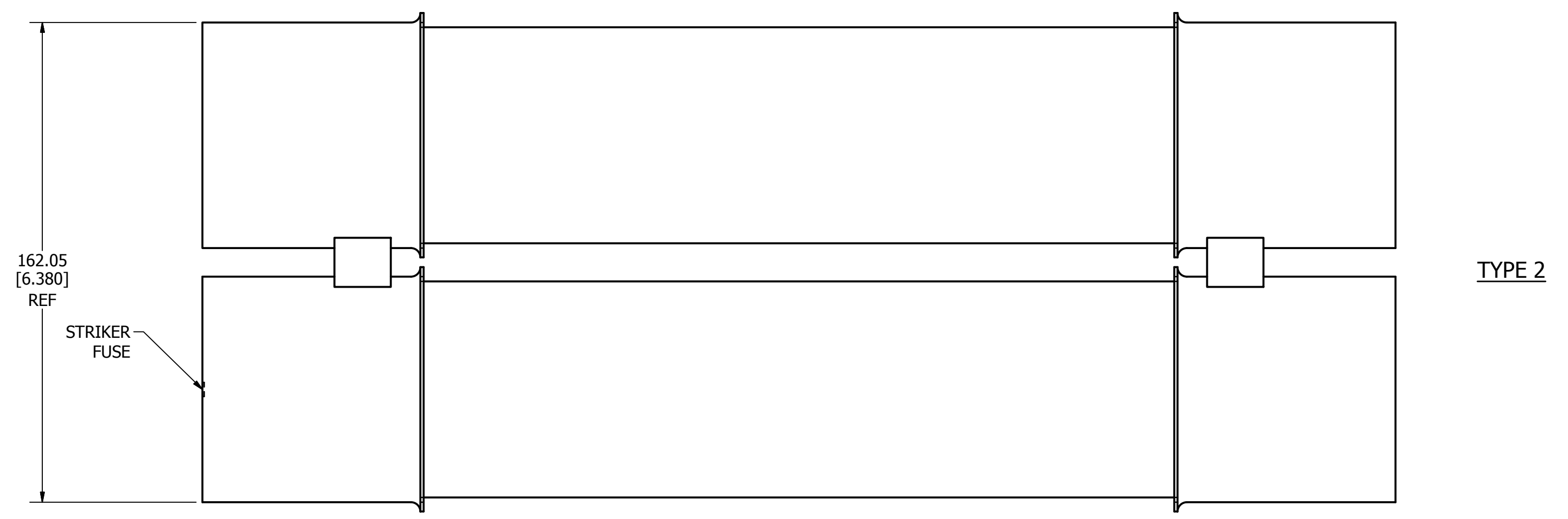
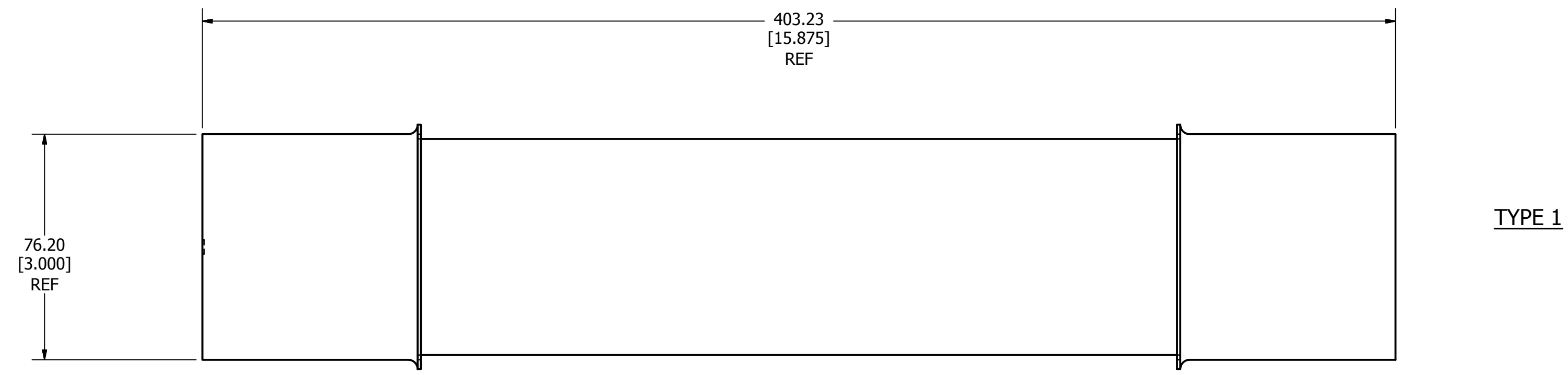
3RD ANGLE PROJECTION	
----------------------	--

TITLE 50E THRU 400E 5.5KV W/ HOOKEYE OUTLINE

CHICAGO, ILLINOIS 60631	REVISION A	DRWG NO. OL-ERATEDC5.5W	SHEET 1 OF 1
-------------------------	------------	-------------------------	--------------

PART NO.	TYPE
10E1C8.25	1
15E1C8.25	1
20E1C8.25	1
25E1C8.25	1
30E1C8.25	1
40E1C8.25	1
50E1C8.25	1
65E1C8.25	1
80E1C8.25	1
100E1C8.25	1
125E1C8.25	1
125E2C8.25	2
150E1C8.25	1
150E2C8.25	2
200E2C8.25	2
250E2C8.25	2
300E2C8.25	2
350E3C8.25	3
400E3C8.25	3

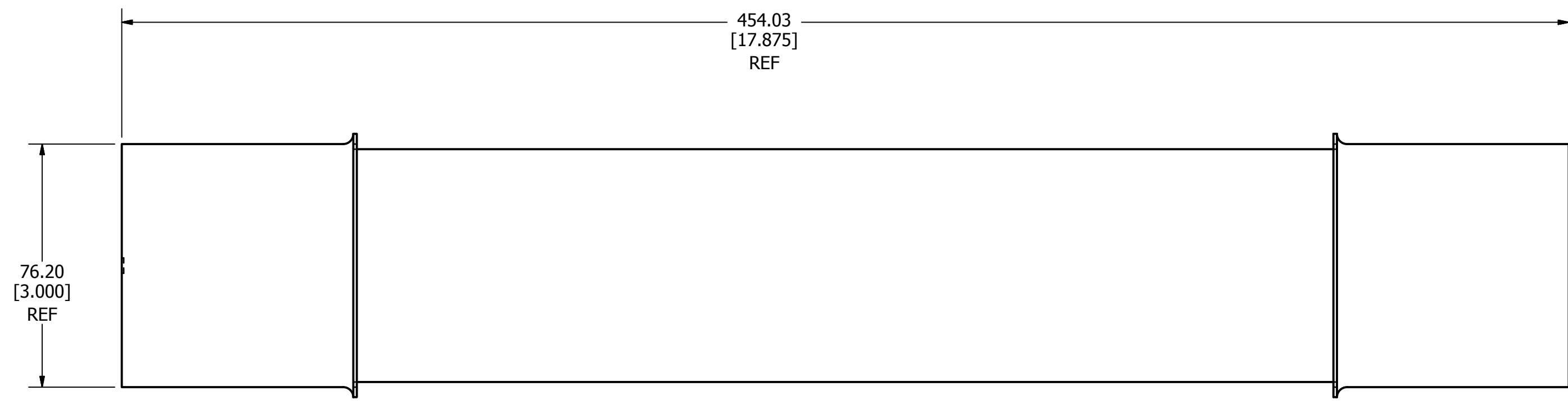
REVISION		DESCRIPTION
REV	DATE	
A	5/28/2014	510492ECP - RELEASE MRY



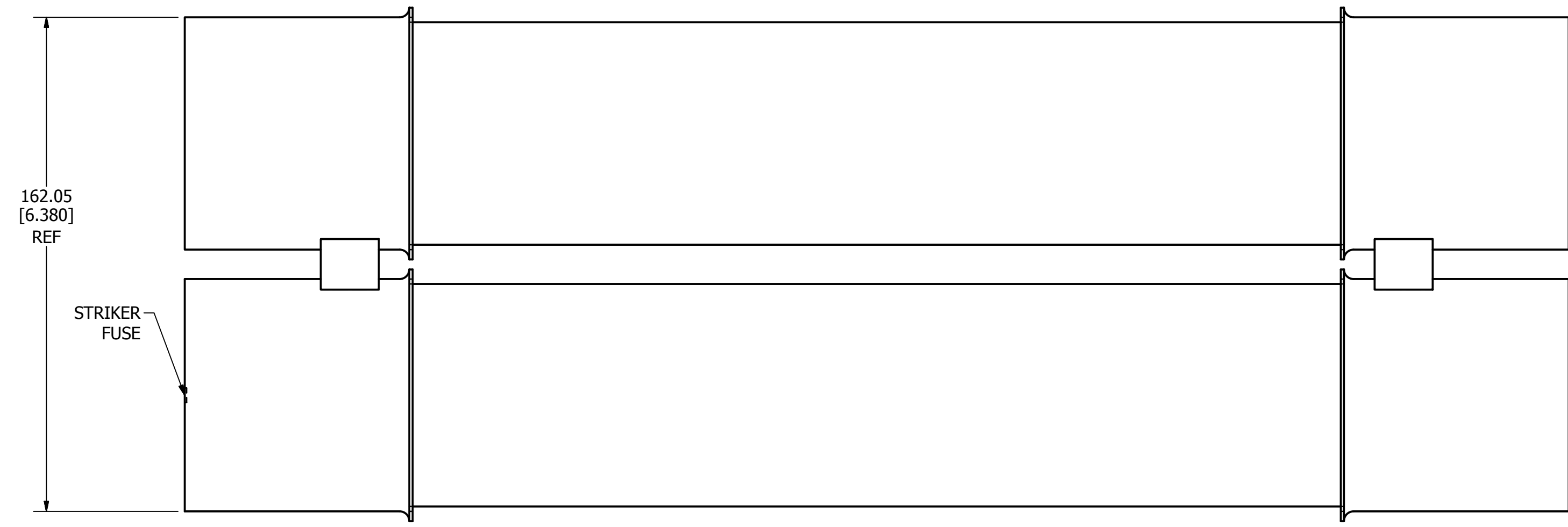
●	DENOTES CRITICAL CHARACTERISTICS.		
CPK	DENOTES CPK DIMENSIONS, -MINIMUM CPK VALUE		
(ST)	DENOTES A CHARACTERISTIC THAT PROVIDES AN INDICATION OF PROCESS PERFORMANCE. PROCEDURE FOR MEASUREMENT AND TRACKING TO BE DEFINED IN LITTELFUSE INSPECTION INSTRUCTIONS.		
CP	DENOTES CP DIMENSIONS, -MINIMUM CP VALUE MUST BE WITHIN THE DIMENSIONAL LIMITATIONS SHOWN ON DRAWING AND INITIALLY LOCATED TO ALLOW FOR MAXIMUM TOOL LIFE.		
MATL SPEC	FINISH		
DRW MYORK	DATE 2/19/2014	SCALE NTS	FINISH GOOD WT GRAMS/PIECE
UNLESS OTHERWISE SPECIFIED, DIMENSIONS ARE IN MILLIMETERS, DIMENSIONS IN BRACKETS [ ] ARE INCHES DIMENSIONING AND DO NOT INCLUDE PLATING. TOLERANCING TO BE INTERPRETED IN ACCORDANCE WITH ANSI Y14.5M-1994			
3RD ANGLE PROJECTION			
TITLE 10E THRU 400E 8.25KV OUTLINE			
		REVISION A	DRWG NO. OL-ERATEDC8.25 SHEET 1 OF 1

PART NO.	TYPE
8NLE10E	1
8NLE15E	1
8NLE20E	1
8NLE25E	1
8NLE30E	1
8NLE40E	1
8NLE50E	1
8NLE65E	1
8NLE80E	1
8NLE100E	1
8NLE2100E	2
8NLE2125E	2
8NLE150E	1
8NLE2150E	2
8NLE2200E	2
8NLE2250E	2

REVISION		DESCRIPTION	MRY
REV	DATE		
A	5/28/2014	510492GCP - RELEASE	



TYPE 1

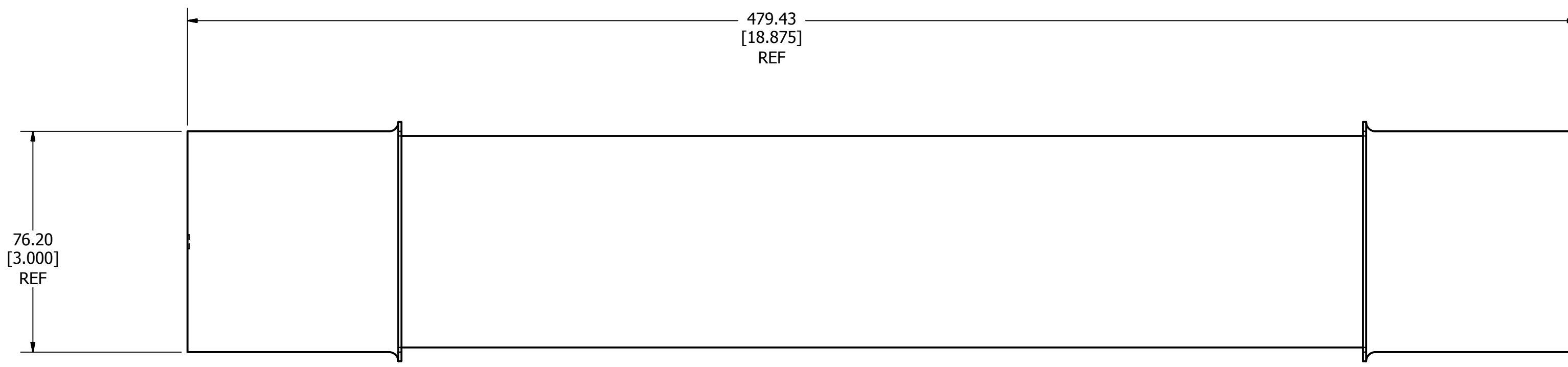


TYPE 2

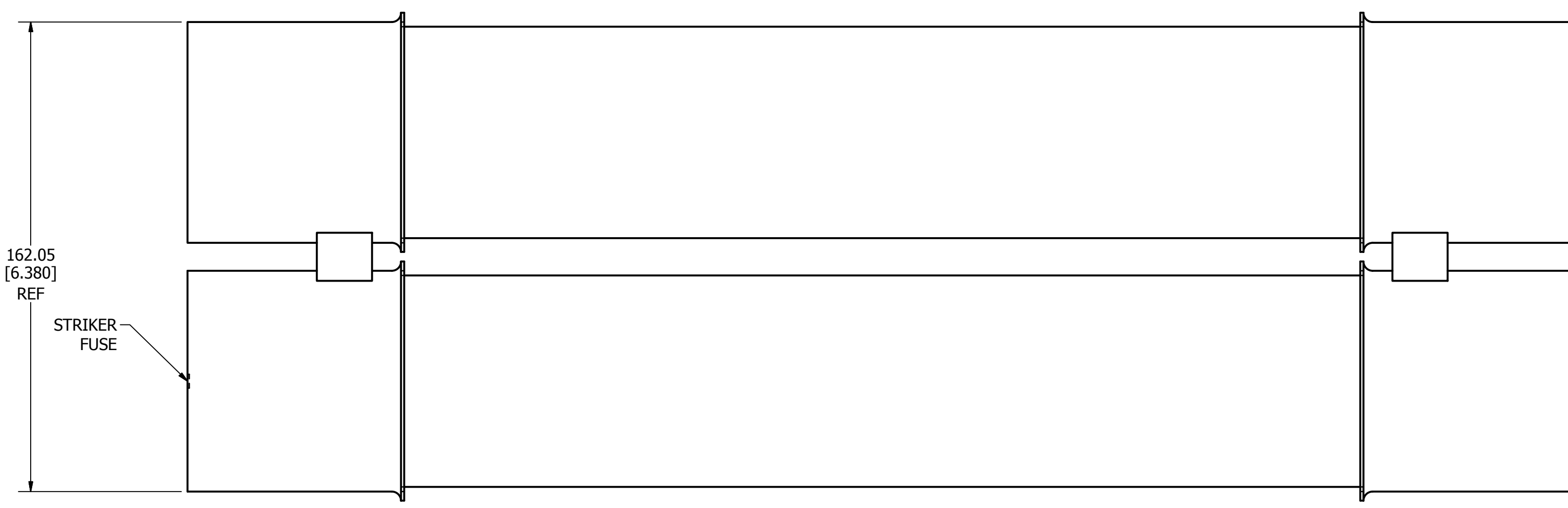
●	DENOTES CRITICAL CHARACTERISTICS.		
CPK	DENOTES CPK DIMENSIONS, -MINIMUM CPK VALUE		
(ST)	DENOTES A CHARACTERISTIC THAT PROVIDES AN INDICATION OF PROCESS PERFORMANCE. PROCEDURE FOR MEASUREMENT AND TRACKING TO BE DEFINED IN LITTELFUSE INSPECTION INSTRUCTIONS.		
CP	DENOTES CP DIMENSIONS, -MINIMUM CP VALUE. MUST BE WITHIN THE DIMENSIONAL LIMITATIONS SHOWN ON DRAWING AND INITIALLY LOCATED TO ALLOW FOR MAXIMUM TOOL LIFE.		
MATL SPEC	FINISH		
DRW MYORK	DATE 2/19/2014	SCALE NTS	FINISH GOOD WT GRAMS/PIECE
UNLESS OTHERWISE SPECIFIED, DIMENSIONS ARE IN MILLIMETERS, DIMENSIONS IN BRACKETS [ ] ARE INCHES DIMENSIONING AND DO NOT INCLUDE PLATING. TOLERANCING TO BE INTERPRETED IN ACCORDANCE WITH ANSI Y14.5M-1994			
3RD ANGLE PROJECTION			
TITLE 10E THRU 250E 8.25KV OUTLINE			
		REVISION A	DRWG NO. OL-8NLE
CHICAGO, ILLINOIS 60631		SHEET 1 OF 1	

PART NO.	TYPE
10E1C15.5	1
15E1C15.5	1
20E1C15.5	1
25E1C15.5	1
30E1C15.5	1
40E1C15.5	1
50E1C15.5	1
65E1C15.5	1
65E2C15.5	2
80E1C15.5	1
80E2C15.5	2
100E1C15.5	1
100E2C15.5	2
125E2C15.5	2
150E2C15.5	2
175E2C15.5	2
200E2C15.5	2
200E3C15.5	3
250E3C15.5	3
300E3C15.5	3

REV	DATE	REVISION DESCRIPTION
A	5/28/2014	510492GCP - RELEASE MRY



TYPE 1



TYPE 2

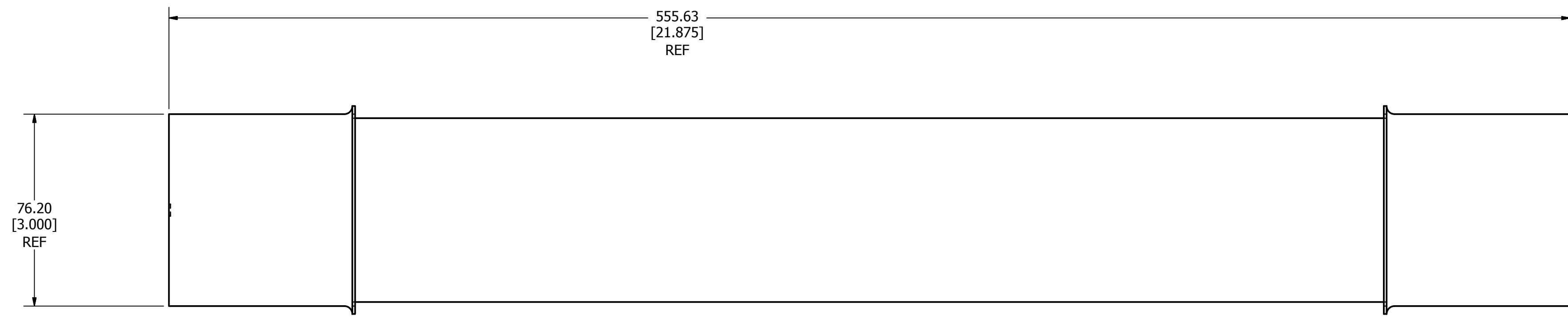


TYPE 3

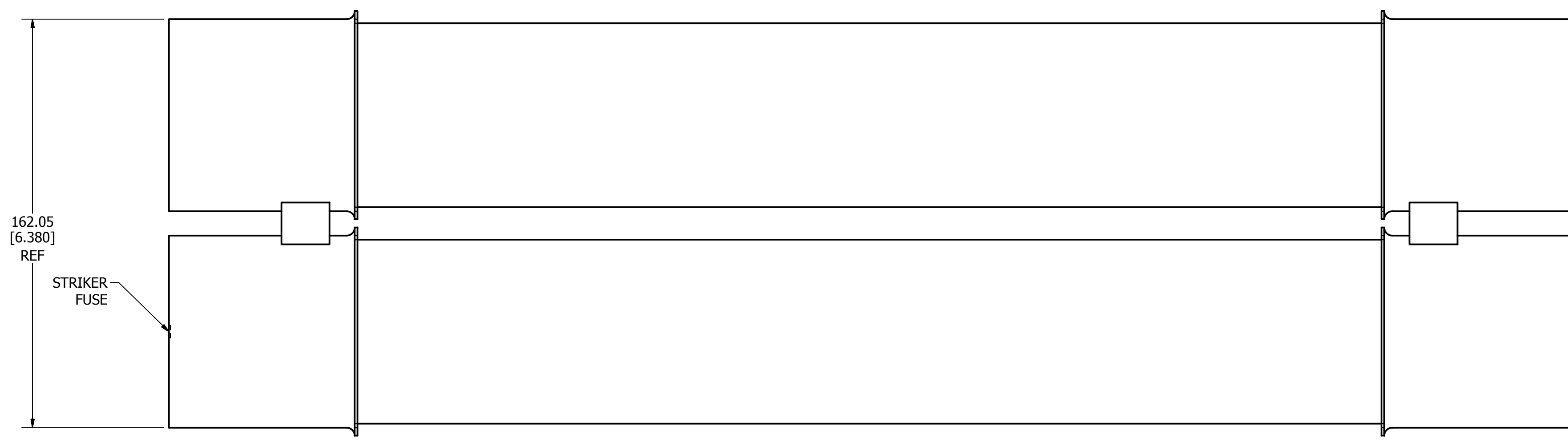
●	DENOTES CRITICAL CHARACTERISTICS.		
CPK	DENOTES CPK DIMENSIONS, -MINIMUM CPK VALUE		
(S)	DENOTES A CHARACTERISTIC THAT PROVIDES AN INDICATION OF PROCESS PERFORMANCE. PROCEDURE FOR MEASUREMENT AND TRACKING TO BE DEFINED IN LITTELFUSE INSPECTION INSTRUCTIONS.		
CP	DENOTES CP DIMENSIONS, -MINIMUM CP VALUE MUST BE WITHIN THE DIMENSIONAL LIMITATIONS SHOWN ON DRAWING AND INITIALLY LOCATED TO ALLOW FOR MAXIMUM TOOL LIFE.		
MATL SPEC	FINISH		
DRW MYORK	DATE 2/18/2014	SCALE NTS	FINISH GOOD WT GRAMS/PIECE
UNLESS OTHERWISE SPECIFIED, DIMENSIONS ARE IN MILLIMETERS, DIMENSIONS IN BRACKETS [ ] ARE INCHES DIMENSIONING AND DO NOT INCLUDE PLATING. TOLERANCING TO BE INTERPRETED IN ACCORDANCE WITH ANSI Y14.5M-1994			
3RD ANGLE PROJECTION			
TITLE 10E THRU 300E 15.5KV OUTLINE			
		REVISION A	DRWG NO. OL-ERATEDC15.5 SHEET 1 OF 1

PART NO.	TYPE
15GSE65E	1
15GSE80E	1
15GSE100E	1
15GSE2125E	2
15GSE2150E	2
15GSE2175E	2
15GSE2200E	2
15GSE3250E	3
15GSE3300E	3


REVISION		DESCRIPTION	MRY
REV	DATE		
A	5/28/2014	510492GCP - RELEASE	



TYPE 1



TYPE 2



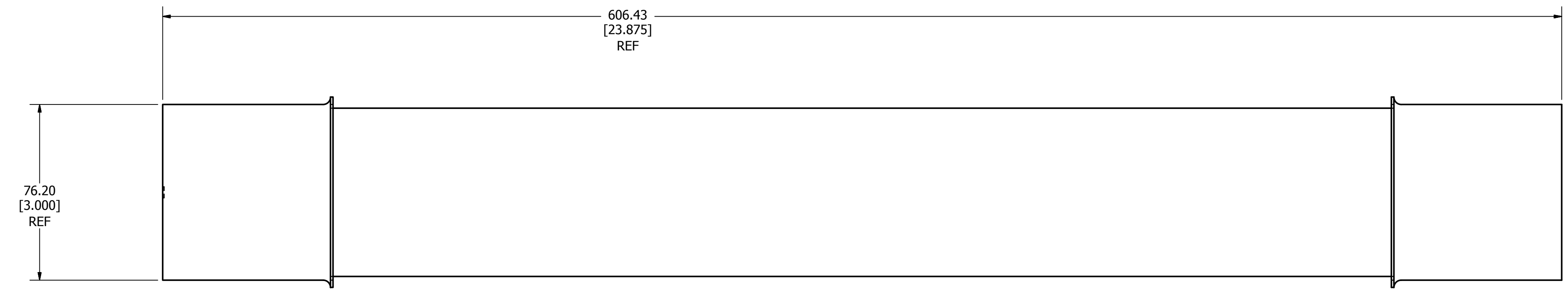
TYPE 3

●	DENOTES CRITICAL CHARACTERISTICS.		
CPK	DENOTES CPK DIMENSIONS, -MINIMUM CPK VALUE		
(S)	DENOTES A CHARACTERISTIC THAT PROVIDES AN INDICATION OF PROCESS PERFORMANCE. PROCEDURE FOR MEASUREMENT AND TRACKING TO BE DEFINED IN LITTELFUSE INSPECTION INSTRUCTIONS.		
CP	DENOTES CP DIMENSIONS, -MINIMUM CP VALUE MUST BE WITHIN THE DIMENSIONAL LIMITATIONS SHOWN ON DRAWING AND INITIALLY LOCATED TO ALLOW FOR MAXIMUM TOOL LIFE.		
MATL SPEC	FINISH		
DRW MYORK	DATE 2/18/2014	SCALE NTS	FINISH GOOD WT GRAMS/PIECE
UNLESS OTHERWISE SPECIFIED, DIMENSIONS ARE IN MILLIMETERS, DIMENSIONS IN BRACKETS [ ] ARE INCHES DIMENSIONING AND DO NOT INCLUDE PLATING. TOLERANCING TO BE INTERPRETED IN ACCORDANCE WITH ANSI Y14.5M-1994			
3RD ANGLE PROJECTION			
TITLE 65E THRU 300E 15.5KV OUTLINE			
		REVISION A	DRWG NO. OL-15GSE SHEET 1 OF 1

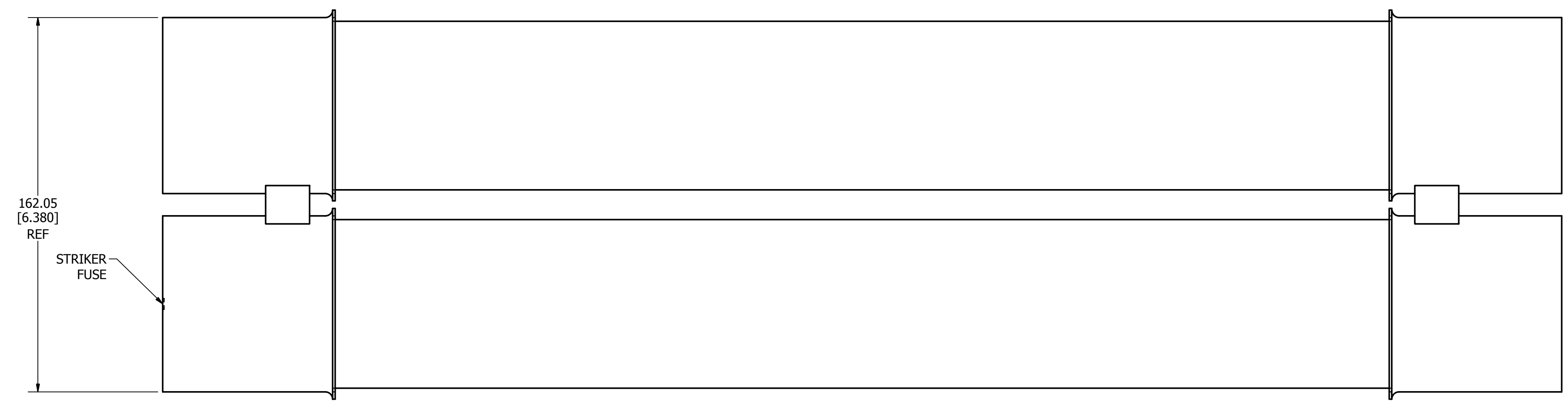


REV	DATE	DESCRIPTION	REVISION
A	5/28/2014	510492GCP - RELEASE	MRY


PART NO.	TYPE
15NLE10E	1
15NLE15E	1
15NLE20E	1
15NLE25E	1
15NLE30E	1
15NLE40E	1
15NLE50E	1
15NLE65E	1
15NLE80E	1
15NLE280E	2
15NLE100E	1
15NLE2100E	2
15NLE2125E	2
15NLE2150E	2
15NLE3150E	3
15NLE2175E	2
15NLE3175E	3
15NLE2200E	2
15NLE3250E	3
15NLE3300E	3



TYPE 1



TYPE 2





TYPE 3

●	DENOTES CRITICAL CHARACTERISTICS.		
CPK	DENOTES CPK DIMENSIONS, -MINIMUM CPK VALUE		
(S)	DENOTES A CHARACTERISTIC THAT PROVIDES AN INDICATION OF PROCESS PERFORMANCE. PROCEDURE FOR MEASUREMENT AND TRACKING TO BE DEFINED IN LITTELFUSE INSPECTION INSTRUCTIONS.		
CP	DENOTES CP DIMENSIONS, -MINIMUM CP VALUE MUST BE WITHIN THE DIMENSIONAL LIMITATIONS SHOWN ON DRAWING AND INITIALLY LOCATED TO ALLOW FOR MAXIMUM TOOL LIFE.		
MATL SPEC	FINISH		
DRW MYORK	DATE 2/18/2014	SCALE NTS	FINISH GOOD WT GRAMS/PIECE
UNLESS OTHERWISE SPECIFIED, DIMENSIONS ARE IN MILLIMETERS, DIMENSIONS IN BRACKETS [ ] ARE INCHES DIMENSIONING AND DO NOT INCLUDE PLATING. TOLERANCING TO BE INTERPRETED IN ACCORDANCE WITH ANSI Y14.5M-1994			
3RD ANGLE PROJECTION			
TITLE	10E THRU 300E 15.5KV OUTLINE		
	REVISION A	DRWG NO. OL-15NLE	SHEET 1 OF 1

PART NO.	TYPE
15E1C25.8	1
20E1C25.8	1
25E1C25.8	1
30E1C25.8	1
40E1C25.8	1
50E1C25.8	1
65E2C25.8	2
80E2C25.8	2
100E2C25.8	2

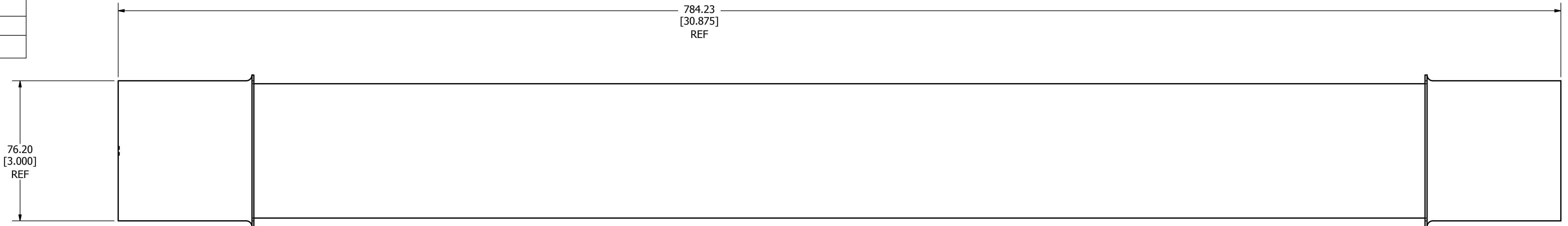
REVISION		
REV	DATE	DESCRIPTION
A	5/28/2014	510492GCP - RELEASE MRY




●	DENOTES CRITICAL CHARACTERISTICS.		
CPK	DENOTES CPK DIMENSIONS, -MINIMUM CPK VALUE		
(S)	DENOTES A CHARACTERISTIC THAT PROVIDES AN INDICATION OF PROCESS PERFORMANCE, PROCEDURE FOR MEASUREMENT AND TRACKING TO BE DEFINED IN LITTELFUSE INSPECTION INSTRUCTIONS.		
CP	DENOTES CP DIMENSIONS, -MINIMUM CP VALUE MUST BE WITHIN THE DIMENSIONAL LIMITATIONS SHOWN ON DRAWING AND INITIALLY LOCATED TO ALLOW FOR MAXIMUM TOOL LIFE.		
MATL SPEC	FINISH		
DRW MYORK	DATE 2/19/2014	SCALE NTS	FINISH GOOD WT GRAMS/PIECE
UNLESS OTHERWISE SPECIFIED, DIMENSIONS ARE IN MILLIMETERS, DIMENSIONS IN BRACKETS [ ] ARE INCHES DIMENSIONING AND DO NOT INCLUDE PLATING. TOLERANCING TO BE INTERPRETED IN ACCORDANCE WITH ANSI Y14.5M-1994			
3RD ANGLE PROJECTION			
TITLE	15E THRU 100E 25.8KV OUTLINE		
CHICAGO, ILLINOIS 60631	REVISION A	DRWG NO. OL-ERATEDC25.8	SHEET 1 OF 1

PART NO.	TYPE
3E1C38.0	1
7E1C38.0	1
10E1C38.0	1
15E1C38.0	1
20E1C38.0	1
25E1C38.0	1
30E1C38.0	1
40E1C38.0	1
50E2C38.0	2
65E2C38.0	2
80E2C38.0	2

REVISION		DESCRIPTION
REV	DATE	
A	5/28/2014	510492GCP - RELEASE MRY



TYPE 1

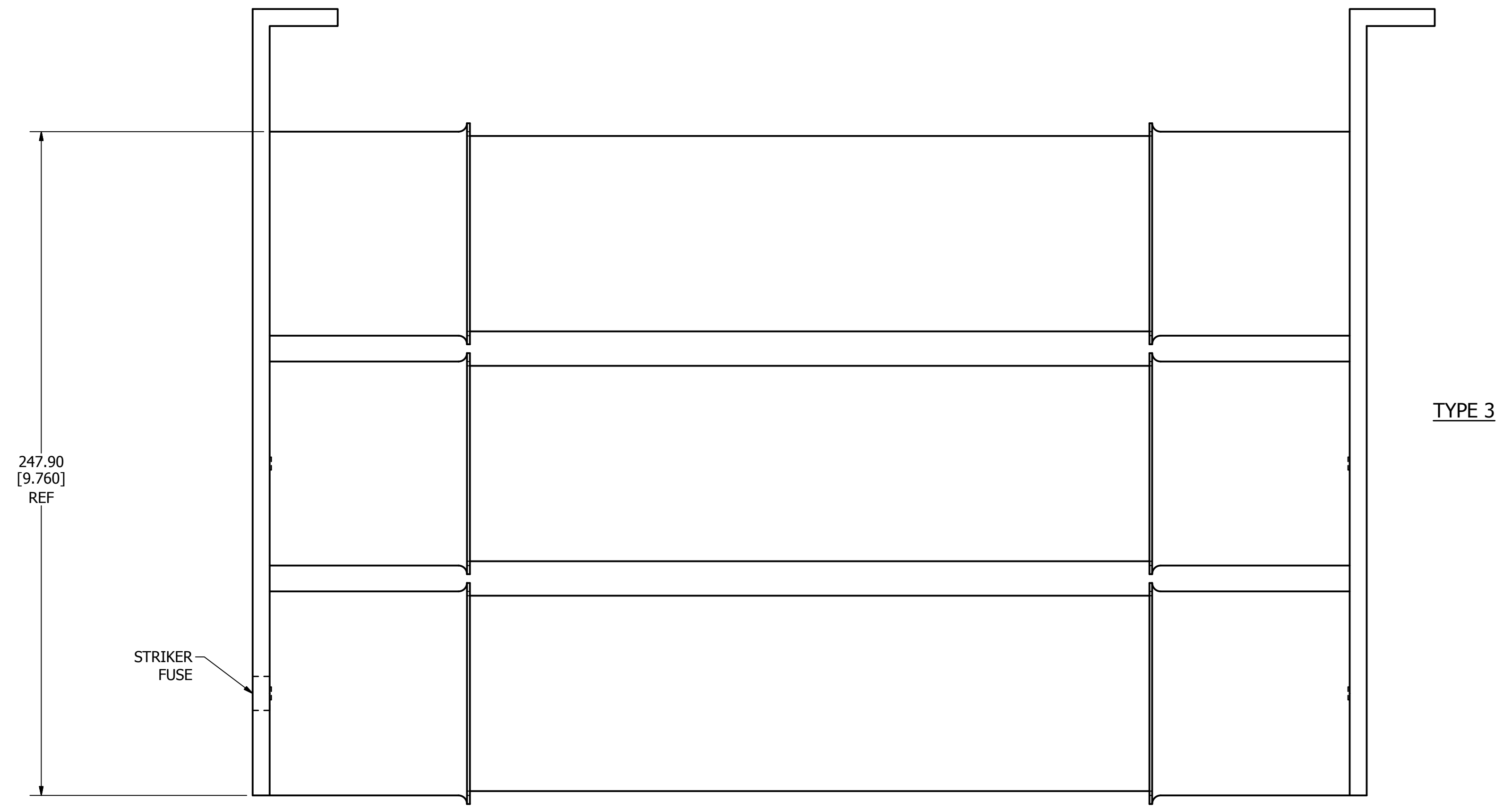

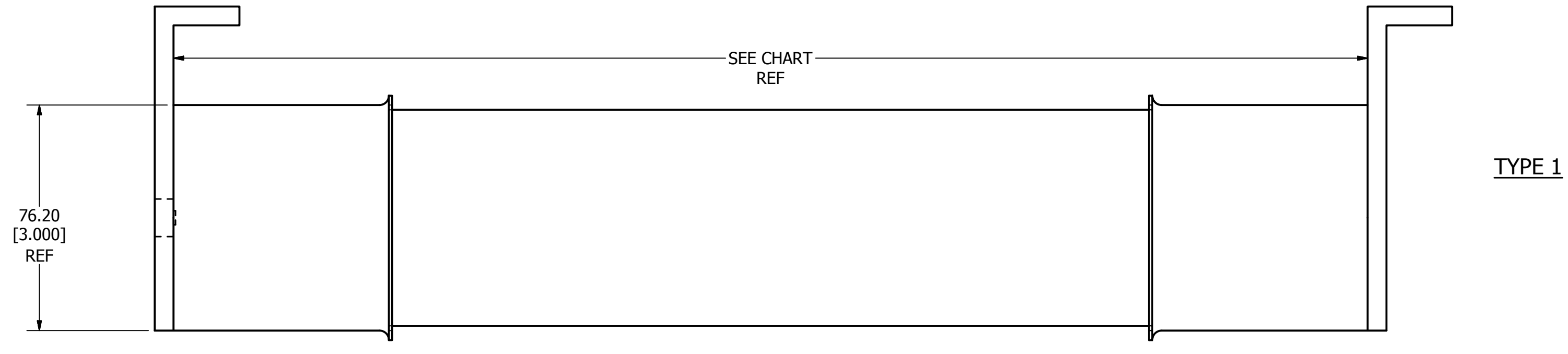


TYPE 2

●	DENOTES CRITICAL CHARACTERISTICS.		
CPK	DENOTES CPK DIMENSIONS, -MINIMUM CPK VALUE		
(S)	DENOTES A CHARACTERISTIC THAT PROVIDES AN INDICATION OF PROCESS PERFORMANCE. PROCEDURE FOR MEASUREMENT AND TRACKING TO BE DEFINED IN LITTELFUSE INSPECTION INSTRUCTIONS.		
CP	DENOTES CP DIMENSIONS, -MINIMUM CP VALUE MUST BE WITHIN THE DIMENSIONAL LIMITATIONS SHOWN ON DRAWING AND INITIALLY LOCATED TO ALLOW FOR MAXIMUM TOOL LIFE.		
MATL SPEC	FINISH		
DRW MYORK	DATE 2/19/2014	SCALE NTS	FINISH GOOD WT GRAMS/PIECE
UNLESS OTHERWISE SPECIFIED, DIMENSIONS ARE IN MILLIMETERS, DIMENSIONS IN BRACKETS [ ] ARE INCHES DIMENSIONING AND DO NOT INCLUDE PLATING. TOLERANCING TO BE INTERPRETED IN ACCORDANCE WITH ANSI Y14.5M-1994			
3RD ANGLE PROJECTION			
TITLE 3E THRU 80E 38.0KV OUTLINE			
		REVISION A	DRWG NO. OL-ERATEDC38.0
CHICAGO, ILLINOIS 60631		SHEET 1 OF 1	

PART NO.	TYPE	LENGTH
10E1CL5.5	1	14.875
15E1CL5.5	1	14.875
20E1CL5.5	1	14.875
25E1CL5.5	1	14.875
30E1CL5.5	1	14.875
40E1CL5.5	1	14.875
50E1CL5.5	1	14.875
65E1CL5.5	1	14.875
80E1CL5.5	1	14.875
100E1CL5.5	1	14.875
125E1CL5.5	1	14.875
150E1CL5.5	1	14.875
225E2CL5.5	2	15.875
250E2CL5.5	2	15.875
300E2CL5.5	2	15.875
350E2CL5.5	2	15.875
400E2CL5.5	2	15.875
450E2CL5.5	2	15.875
500E3CL5.5	3	15.875
550E3CL5.5	3	15.875
600E3CL5.5	3	15.875

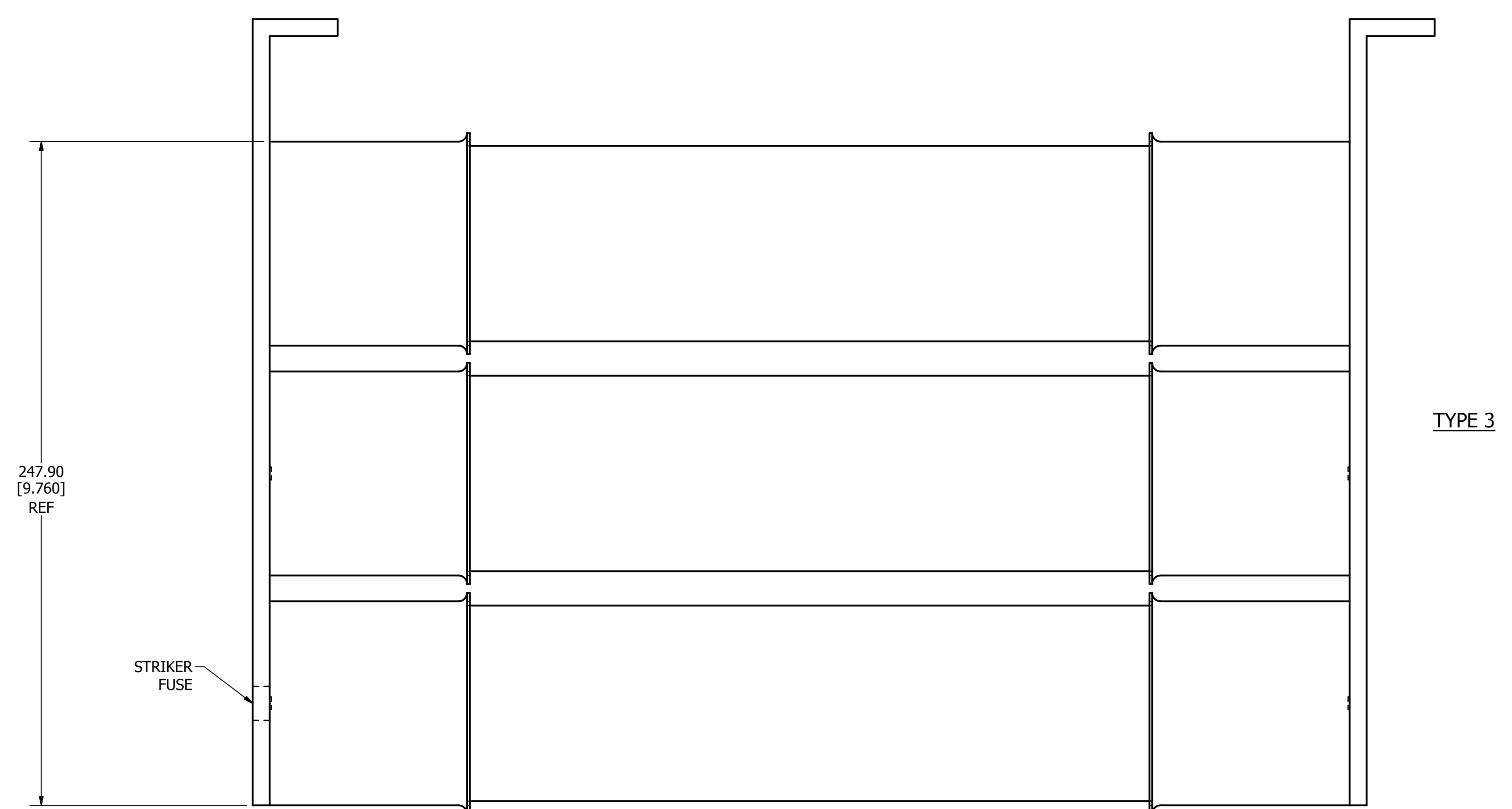


REVISION		
REV	DATE	DESCRIPTION
A	5/28/2014	510492GCP - RELEASE MRY



●	DENOTES CRITICAL CHARACTERISTICS.		
CPK	DENOTES CPK DIMENSIONS, -MINIMUM CPK VALUE		
(S)	DENOTES A CHARACTERISTIC THAT PROVIDES AN INDICATION OF PROCESS PERFORMANCE. PROCEDURE FOR MEASUREMENT AND TRACKING TO BE DEFINED IN LITTELFUSE INSPECTION INSTRUCTIONS.		
CP	DENOTES CP DIMENSIONS, -MINIMUM CP VALUE MUST BE WITHIN THE DIMENSIONAL LIMITATIONS SHOWN ON DRAWING AND INITIALLY LOCATED TO ALLOW FOR MAXIMUM TOOL LIFE.		
MATL SPEC	FINISH		
DRW MYORK	DATE 2/18/2014	SCALE NTS	FINISH GOOD WT GRAMS/PIECE
UNLESS OTHERWISE SPECIFIED, DIMENSIONS ARE IN MILLIMETERS, DIMENSIONS IN BRACKETS [ ] ARE INCHES DIMENSIONING AND DO NOT INCLUDE PLATING. TOLERANCING TO BE INTERPRETED IN ACCORDANCE WITH ANSI Y14.5M-1994			
3RD ANGLE PROJECTION			
TITLE	10E THRU 600E 5.5KV W/ CLIP LOCK OUTLINE		
CHICAGO, ILLINOIS 60631	REVISION A	DRWG NO. OL-ERATEDCL5.5	SHEET 1 OF 1

REV	DATE	REVISION DESCRIPTION
A	5/28/2014	510492GCP - RELEASE MRY



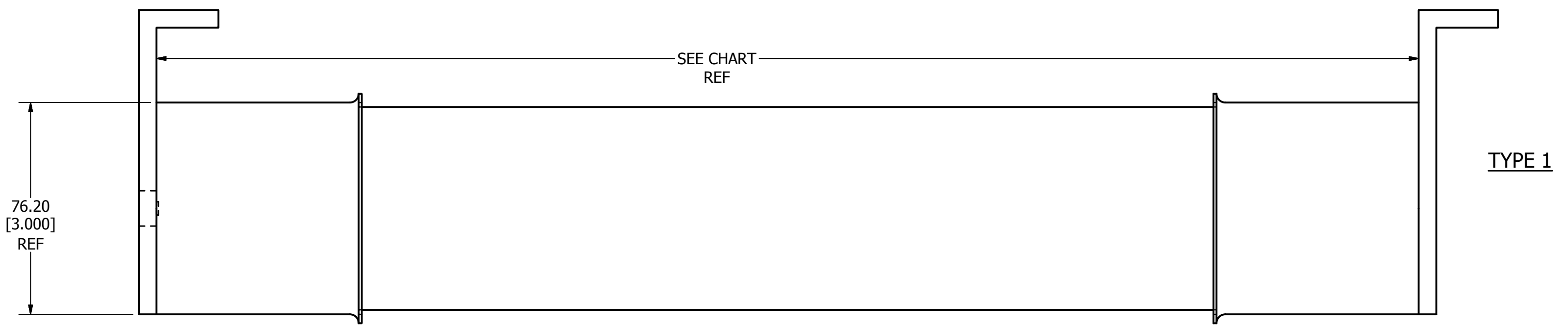
PART NO.	TYPE
10E1CL8.25	1
15E1CL8.25	1
20E1CL8.25	1
25E1CL8.25	1
30E1CL8.25	1
40E1CL8.25	1
50E1CL8.25	1
65E1CL8.25	1
80E1CL8.25	1
100E1CL8.25	1
125E2CL8.25	2
150E2CL8.25	2
175E2CL8.25	2
200E2CL8.25	2
250E2CL8.25	2
300E2CL8.25	2
350E3CL8.25	3



●	DENOTES CRITICAL CHARACTERISTICS.		
CPK	DENOTES CPK DIMENSIONS, -MINIMUM CPK VALUE		
(S)	DENOTES A CHARACTERISTIC THAT PROVIDES AN INDICATION OF PROCESS PERFORMANCE. PROCEDURE FOR MEASUREMENT AND TRACKING TO BE DEFINED IN LITTELFUSE INSPECTION INSTRUCTIONS.		
CP	DENOTES CP DIMENSIONS, -MINIMUM CP VALUE MUST BE WITHIN THE DIMENSIONAL LIMITATIONS SHOWN ON DRAWING AND INITIALLY LOCATED TO ALLOW FOR MAXIMUM TOOL LIFE.		
MATL SPEC	FINISH		
DRW MYORK	DATE 2/19/2014	SCALE NTS	FINISH GOOD WT GRAMS/PIECE
UNLESS OTHERWISE SPECIFIED, DIMENSIONS ARE IN MILLIMETERS, DIMENSIONS IN BRACKETS [ ] ARE INCHES DIMENSIONING AND DO NOT INCLUDE PLATING. TOLERANCING TO BE INTERPRETED IN ACCORDANCE WITH ANSI Y14.5M-1994			
3RD ANGLE PROJECTION			
TITLE	10E THRU 350E 8.25KV W/ CLIP LOCK OUTLINE		
CHICAGO, ILLINOIS 60631	REVISION A	DRWG NO. OL-ERATEDCL8.25	SHEET 1 OF 1

REV	DATE	DESCRIPTION
A	5/28/2014	510492GCP - RELEASE MRY

PART NO.	TYPE	LENGTH
10E1CL15.5	1	17.875
15E1CL15.5	1	17.875
20E1CL15.5	1	17.875
25E1CL15.5	1	17.875
30E1CL15.5	1	17.875
40E1CL15.5	1	17.875
50E1CL15.5	1	17.875
65E1CL15.5	1	20.875
80E1CL15.5	1	20.875
100E1CL15.5	1	20.875
125E2CL15.5	2	20.875
150E2CL15.5	2	20.875
150E3CL15.5	3	20.875
175E2CL15.5	2	20.875
200E2CL15.5	2	20.875
200E3CL15.5	3	20.875
250E3CL15.5	3	20.875
300E3CL15.5	3	20.875



●	DENOTES CRITICAL CHARACTERISTICS.		
CPK	DENOTES CPK DIMENSIONS, -MINIMUM CPK VALUE		
(S)	DENOTES A CHARACTERISTIC THAT PROVIDES AN INDICATION OF PROCESS PERFORMANCE. PROCEDURE FOR MEASUREMENT AND TRACKING TO BE DEFINED IN LITTELFUSE INSPECTION INSTRUCTIONS.		
CP	DENOTES CP DIMENSIONS, -MINIMUM CP VALUE MUST BE WITHIN THE DIMENSIONAL LIMITATIONS SHOWN ON DRAWING AND INITIALLY LOCATED TO ALLOW FOR MAXIMUM TOOL LIFE.		
MATL SPEC	FINISH		
DRW MYORK	DATE 2/18/2014	SCALE NTS	FINISH GOOD WT GRAMS/PIECE
UNLESS OTHERWISE SPECIFIED, DIMENSIONS ARE IN MILLIMETERS, DIMENSIONS IN BRACKETS [ ] ARE INCHES DIMENSIONING AND DO NOT INCLUDE PLATING. TOLERANCING TO BE INTERPRETED IN ACCORDANCE WITH ANSI Y14.5M-1994			
3RD ANGLE PROJECTION			
TITLE	10E THRU 300E 15.5KV W/ CLIP LOCK OUTLINE		
CHICAGO, ILLINOIS 60631	REVISION A	DRWG NO. OL-ERATEDCL15.5	SHEET 1 OF 1