

CG4 Series

Gas Discharge Tubes



Description

The Littelfuse CG4 Gas Discharge Tubes (GDT) series provides high levels of protection against fast rising transients caused by lightning disturbances. Offered in a miniature surface mount package, it has a surge rating of 3kA 8/20µs.

Littelfuse CG4 mini GDTs are high voltage (800-3000V) components designed for surge protection and high isolation applications. It is also suitable for applications for which bias voltage or signal levels of several hundred volts are normally present. CG4 mini GDTs can be used in conjunction with Littelfuse MOVs (Metal Oxide Varistors) to provide superior protection performance for AC applications.

Features

- Voltage Ranges 800V to 3000V
- Excellent response to fast rising transients
- 3kA 8/20µs surge capability pulse as defined by IEC 61000- 4-5, 2nd edition
- UL Recognized to UL 1449. CG41.2 is Recognized to both UL 1449 and CSA C22.2 No. 269.5.
- Offered in SMD package with square terminals
- Non-Radioactive
- Ultra Low capacitance (<0.8pF)
- RoHS compliant and Lead-free

Additional Information



Resources



Accessories



Samples

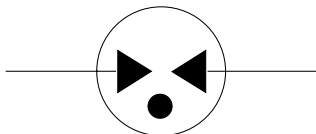
Agency Approvals

Agency	Agency File Number	Part Number
	E320116	CG40.8 - CG41.0 CG41.8 - CG43.0
	E320116	CG41.2

Applications

- CATV equipment
- Antennas
- Air conditioning
- EV Power Station
- Inverters/Variable Frequency Drives (VFD)
- IEEE 803.2 compliant
- Ethernet interfaces
- Power Supplies
- Medical electronics
- Test Equipment
- Renewable Energy

Two Electrode GDT Graphical Symbol



CG4 Series

Gas Discharge Tubes

Electrical Characteristics

Part Number	Device Specifications (at 25°C)						Life Ratings					
	DC Breakdown in Volts (@100V/s)			Impulse Break-down in Volts (@100V/μs)	Impulse Break-down In Volts (@1 kV/μs)	Insulation Resistance	Capacitance (@1MHz)	Max Impulse Discharge Current (8/20μs)	AC Discharge Current (50Hz, 1s)	AC Discharge Current (Single, 9 Cycles)	Arc Voltage (On State Voltage @ 1A, 1Min)	Impulse Life (10/1000μs) (100A)
	Min	Typ	Max	Max		Min	Max		Min	Min		Min
CG40.8	640	800	960	1200	1300	1GΩ*	0.8pF	±5 Shots (@ 3kA) 1 Shot at 5kA	3A	10A	20V	300 Shots
CG41.0	800	1000	1200	1400	1500							
CG41.2	960	1200	1440	1700	1800							
CG41.8	1440	1800	2160	2700	2800							
CG42.0	1600	2000	2400	3100	3200							
CG42.5	2000	2500	3000	3700	4000							
CG42.7	2160	2700	3240	3800	4200							
CG43.0	2400	3000	3600	4100	4500							

Note:

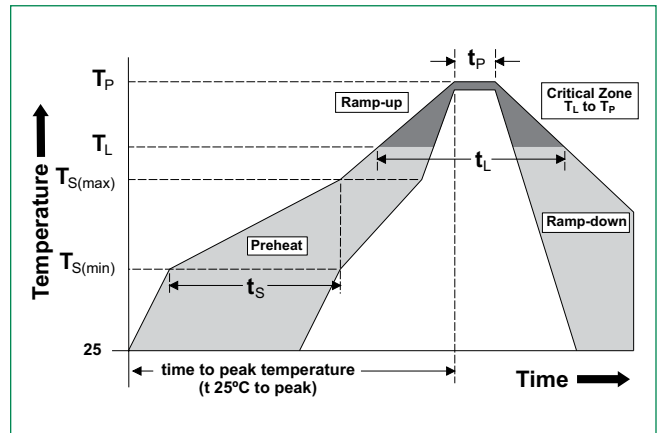
- * Insulation resistance measured at:
 - 250Vdc for CG40.8,
 - 500Vdc for CG41.0 8, CG41.0, CG41.8 and CG42.0,
 - 1000Vdc for CG42.5, CG42.7 and CG43.0

Product Characteristics

Materials	Device Tin Plated 17.5 ± 12.5 Microns Construction: Ceramic Insulator
Storage and Operational Temperature	-40 to +90°C

Soldering Parameters - Reflow Soldering (Surface Mount Devices)

Reflow Condition	Pb – Free assembly	
Pre Heat	- Temperature Min ($T_{s(min)}$)	150°C
	- Temperature Max ($T_{s(max)}$)	200°C
	- Time (Min to Max) (t_s)	60 – 180 secs
Average ramp up rate (Liquidus Temp (T_L) to peak)	3°C/second max	
$T_{s(max)}$ to T_L - Ramp-up Rate	5°C/second max	
Reflow	- Temperature (T_L) (Liquidus)	217°C
	- Temperature (t_L)	60 – 150 seconds
Peak Temperature (T_p)	260 ^{+0/-5} °C	
Time within 5°C of actual peak Temperature (t_p)	10 – 30 seconds	
Ramp-down Rate	6°C/second max	
Time 25°C to peak Temperature (T_p)	8 minutes Max.	
Do not exceed	260°C	


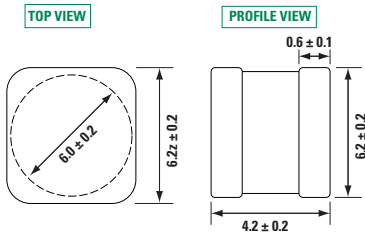


CG4 Series

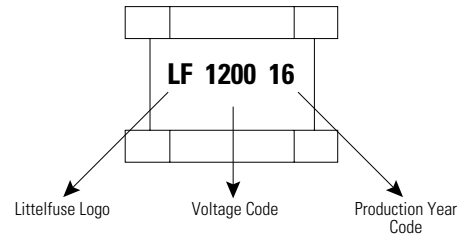
Gas Discharge Tubes

Device Dimensions

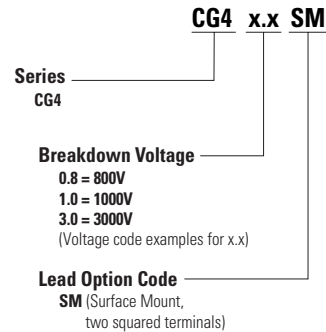
Dimensions in millimeters



Product Marking



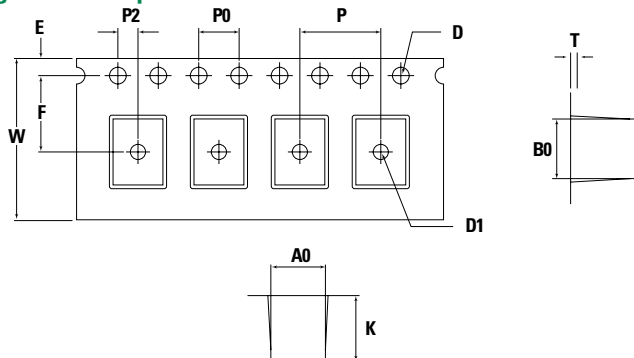
Part Numbering System and Ordering Information



Taping and Reel Specifications

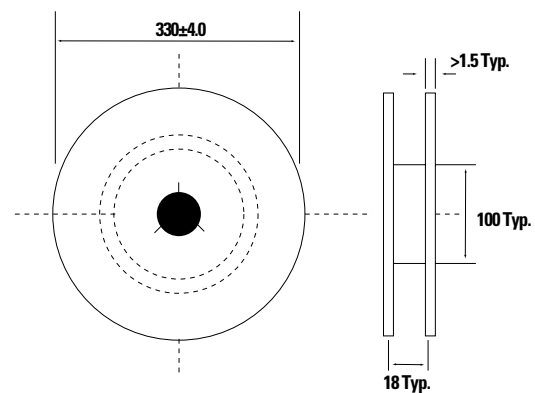
Unit = mm

Item	Spec	Item	Spec
P	8.0 ± 0.1	E	1.75 ± 0.1
P0	4.0 ± 0.1	D	1.50 + 0.1/-0.0
P2	2.0 ± 0.1	D1	1.50 + 0.1/-0.0
W	16.0 ± 0.3	K0	6.5 ± 0.1
F	7.5 ± 0.1	T	0.4 ± 0.05
A0	4.9 ± 0.1	B0	6.5 ± 0.1



Packaging Quantity:

- 1000 pcs per reel (13")
- 1 reels per inner box
- 10 inners box per carton
- 10,000 pcs per full carton



Disclaimer Notice - Information furnished is believed to be accurate and reliable. However, users should independently evaluate the suitability of and test each product selected for their own applications. Littelfuse products are not designed for, and may not be used in, all applications. Read complete Disclaimer Notice at: www.littelfuse.com/disclaimer-electronics.