







Specification Status: Released

Maximum Electrical Rating at 20°C
30 V_{DC} /100 A_{DC}
30 V_{AC} /70 A_{RMS}

Insulating Material:
Cured, Flame Retardant Epoxy Polymer
meets UL94 V-0 Requirements

Lead Material:
20 AWG Tin Plated Copper

Marking:
 Manufacturer's Mark
 U300 and Part Identification

    Lot Identification

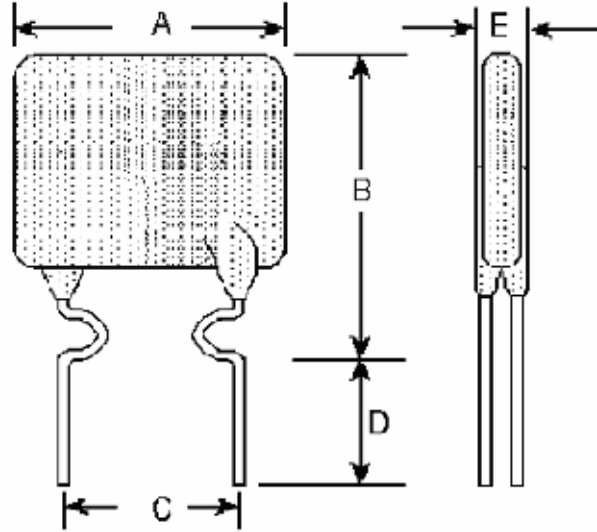


TABLE I. DIMENSIONS:

| | A | | B | | C | | D | | E | |
|------|-----|--------|-----|--------|--------|--------|--------|-----|-----|--------|
| | MIN | MAX | MIN | MAX | MIN | MAX | MIN | MAX | MIN | MAX |
| mm: | -- | 11.4 | -- | 18.03 | 4.3 | 5.8 | 7.6 | -- | -- | 3.0 |
| in*: | -- | (0.45) | -- | (0.71) | (0.17) | (0.23) | (0.30) | -- | -- | (0.12) |

*Rounded off approximation

TABLE II. PERFORMANCE RATINGS:

| I HOLD | CURRENT RATINGS | | TIME TO TRIP | RESISTANCE | | ONE-HOUR POST-TRIP RESISTANCE STANDARD TRIP | TRIPPED POWER DISSIPATION | |
|--------|-----------------|--------------------------|----------------------------|---------------------|---------------------|---|---------------------------|-------------------|
| | AMPS 20°C HOLD | AMPS AT 20°C HOLD TRIP | SECONDS AT 20°C, 15.0A MAX | OHMS AT 20.0° C MIN | OHMS AT 20.0° C MAX | OHMS AT 20°C MAX | WATTS AT 20°C NOMINAL | WATTS AT 20°C MAX |
| 3.00 | 3.00 | 6.00 | 10.8 | 0.02 | 0.05 | 0.08 | 2.00 | 2.51 |

Agency Recognitions: UL, CSA, TUV, CQC
 Reference Documents: PS300
 Precedence: This specification takes precedence over documents referenced herein.
 Effectivity: Reference documents shall be the issue in effect on the date of invitation for bid.
 CAUTION: Operation beyond the rated voltage or current may result in rupture, electrical arcing or flame

Materials Information

ROHS Compliant

ELV Compliant

Pb-Free

Halogen Free*

Directive 2002/95/EC
Compliant

Directive 2000/53/EC
Compliant



* Halogen Free refers to: Br≤900ppm, Cl≤900ppm, Br+Cl≤1500ppm.

Information furnished is believed to be accurate and reliable. However, users should independently evaluate the suitability of and test each product selected for their own applications. Littelfuse products are not designed for, and shall not be used for, any purpose (including, without limitation, military, aerospace, medical, lifesaving, life-sustaining or nuclear facility applications, devices intended for surgical implant into the body, or any other application in which the failure or lack of desired operation of the product may result in personal injury, death, or property damage) other than those expressly set forth in applicable Littelfuse product documentation. Warranties granted by Littelfuse shall be deemed void for products used for any purpose not expressly set forth in applicable Littelfuse documentation. Littelfuse shall not be liable for any claims or damages arising out of products used in applications not expressly intended by Littelfuse as set forth in applicable Littelfuse documentation. The sale and use of Littelfuse products is subject to Littelfuse Terms and Conditions of Sale, unless otherwise agreed by Littelfuse.