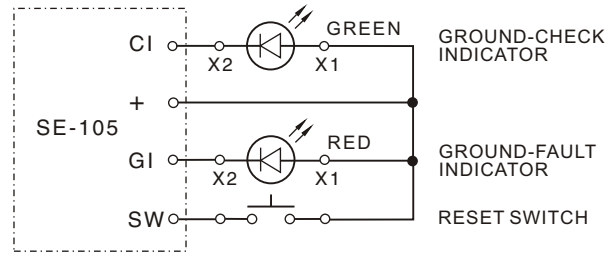


LED PILOT LIGHTS



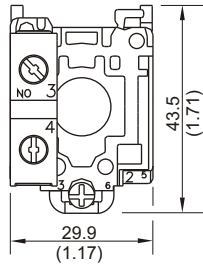
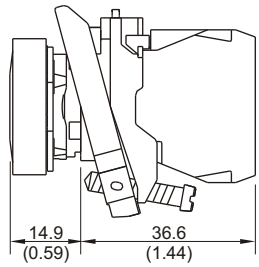
LEGEND PLATE



CONNECTION DIAGRAM

NOTES:

1. SEE SE-105 OR SE-107 MANUAL FOR MORE INFORMATION.
2. MANUALS ARE AVAILABLE AT [www.startco.ca](http://www.startco.ca)



PUSH BUTTON

## RK-102

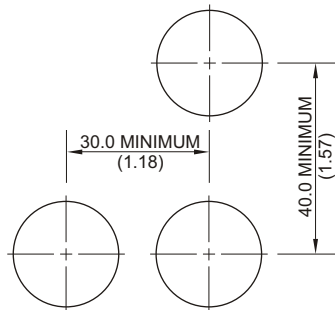
REMOTE INDICATION AND RESET FOR SE-105/SE-107

- 1 - LED PILOT LIGHT, RED: 21 mA @ 12 Vdc
- 1 - LED PILOT LIGHT, GREEN: 21 mA @ 12 Vdc
- 1 - PUSH BUTTON ASSEMBLY, YELLOW: 3 A @ 240 Vac - A600  
0.5A @ 125 Vdc - Q600

- 1 - "RESET" LEGEND PLATE
- 1 - "GROUND CHECK" LEGEND PLATE
- 1 - "GROUND FAULT" LEGEND PLATE



Copyright © 2011  
Printed in Canada  
181011



MOUNTING DETAIL

NOTES:

1. DIMENSIONS IN MILLIMETRES (INCHES).
2. ----- INDICATES CLEARANCE REQUIRED.
3. PANEL THICKNESS 1.0 TO 6.0 (0.04 TO 0.24).
4. NEMA 4X.