

Indicator ATO Smart Glow fuse

Rated 32 V DC

RoHS



Description

Each ATO® Smart Glow fuse includes an indicator light that comes on when the fuse blows. These innovative 32 V blade fuses perform similarly to ATO 287 Series, ATOF®, and ATO Silver fuses. The newer fuses replace obsolete ATO Series 257 fuses.

Features & Benefits

- Fast-acting
- Available with ampere ratings of 3 A to 30 A
- Interrupting ratings of 1 kA at 32 VDC
- Operate at up to 130 °C
- Tin-plated zinc alloy terminals
- PA66 housings with UL flammability ratings of V-2
- Net weight 1.4 g \pm 5 % per fuse
- Comply with SAE J2077
- UL Listed
- Certified lead-free and RoHS compliant
- Color-coding indicates ampere rating
- High-contrast ampere rating stamp aids identification
- See-through housing makes it easier to see when fuse blows
- Depending on use, ATO Smart Glow fuses can replace fuses of the same ratings from the ATO® 287, ATOF®, and ATO Silver series

Applications

- Cars and SUVs
- Trucks
- Buses
- Offroad vehicles
- Watercraft as approved by Littelfuse

Ratings

Color Code	Current Rating (A)	Material #	Carded	
				Catalog #
Black	1	---		---
Gray	2	---		---
Violet	3	OAT0003.VPGLO		10-0003
Pink	4	---		---
Tan	5	OAT0005.VPGLO		10-1000
Brown	7.5A	OAT007.5VPGLO		10-0007
Red	10A	OAT0010.VPGLO		10-1001
Blue	15A	OAT0015.VPGLO		10-1002
Yellow	20A	OAT0020.VPGLO		10-1003
Clear	25A	OAT0025.VPGLO		10-1004
Green	30A	OAT0030.VPGLO		10-1005
Orange	40A	---		---

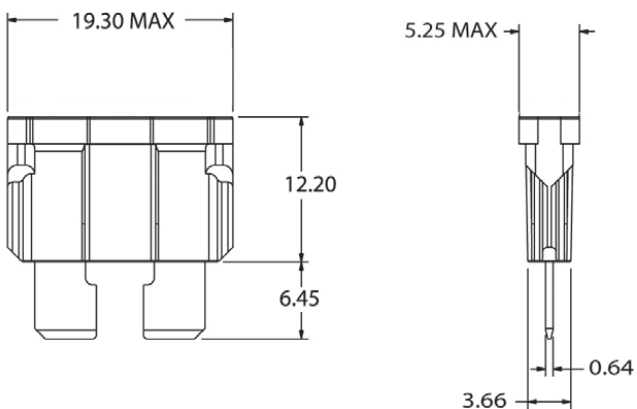
**SMART
GLOW** Fuse®

Indicator ATO Smart Glow fuse

Rated 32 V DC

Dimensions

Dimensions in mm. Please refer to the outline drawing for dimensions and tolerances.

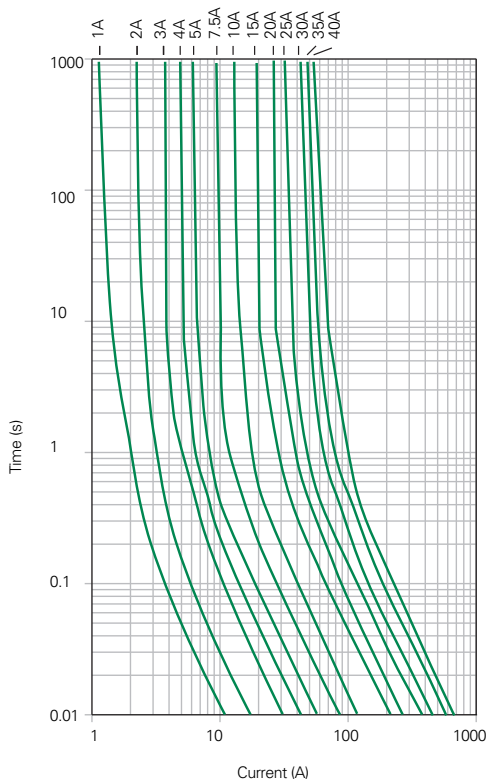


SMART
GLOW Fuse®

Indicator ATO Smart Glow fuse

Rated 32 V DC

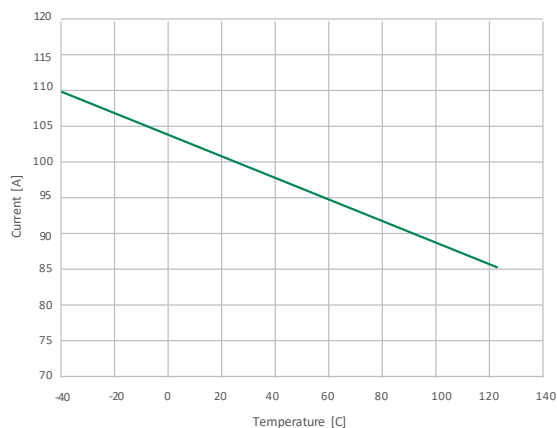
Time-Current Characteristic



% of Rating	Opening Time	Opening Time Min / Max (s)
100	35-40	360,000 s / -
110	1-30	360,000 s / -
135	1-2	350ms / 600 s
	3-40	0.750 s / 600 s
200	1-2	100 ms / 5.0 s
	3-40	0.150 s / 5.0 s
350	1-2	20 ms / 500 ms
	3-40	80 ms / 500 ms
600	1-30	- / 100 ms
	35-40	- / 150 ms

Typical Derating Curves

Please contact Littelfuse® for Details Regarding Derating Test Set Up



Derating depicted in these curves is in addition to the standard derating of 25 % for continuous operating.

