


SP3208

0.08pF 12kV Bidirectional Discrete TVS

OBSOLETE DATE: 7/6/2021 PCN/ECN# ESU270-63
REPLACED BY: SP3213-01UTG**HF** RoHS Pb GREEN**Description**

The SP3208 is a bidirectional TVS Diode that provides ultra low capacitance and a high level of protection for electronic equipment that may experience destructive electrostatic discharges (ESD). The typical capacitance of 0.08pF helps ensure signal integrity on the most challenging consumer electronics interfaces such as USB 3.2, 3.1, HDMI 2.1, 2.0, DisplayPort, Thunderbolt, and V-by-One®. It can safely absorb repetitive ESD strikes at ±12kV (contact discharge, IEC 61000-4-2) without performance degradation and safely dissipate 2A of 8/20μs surge current (IEC 61000-4-5 2nd edition).

Features & Benefits

- ESD, IEC 61000-4-2, ±12kV contact, ±18kV air
- AEC-Q101 qualified
- EFT, IEC 61000-4-4, 40A (5/50ns)
- Lightning, 2A (8/20 as defined in IEC 61000-4-5 2nd edition)
- Low leakage current of 0.02μA(TYP) at 5V
- Space efficient 0201 footprint
- Halogen free, lead free and RoHS compliant
- Moisture Sensitivity Level(MSL -1)

Additional Information

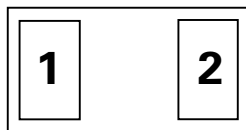
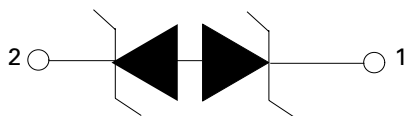
Resources



Accessories



Samples

Pinout**Functional Block Diagram**

Life Support Note:

Not Intended for Use in Life Support or Life Saving Applications

The products shown herein are not designed for use in life sustaining or life saving applications unless otherwise expressly indicated.

SP3208**0.08pF 12kV Bidirectional Discrete TVS****Absolute Maximum Ratings**

Symbol	Parameter	Value	Units
I_{PP}	Peak Pulse Current ($t_p=8/20\mu s$)	2	A
T_{OP}	Operating Temperature	-40 to 125	°C
T_{STOR}	Storage Temperature	-55 to 150	°C

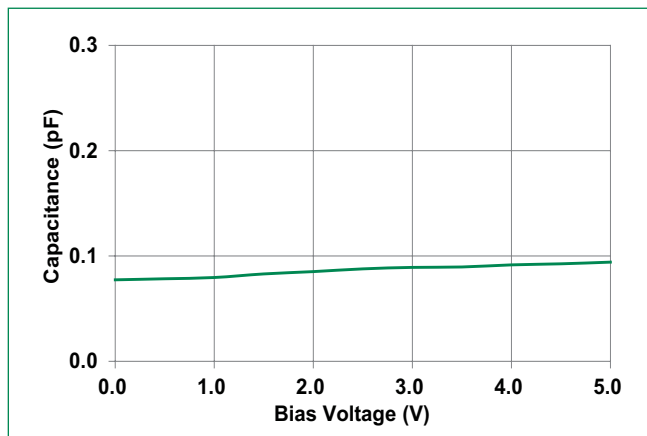
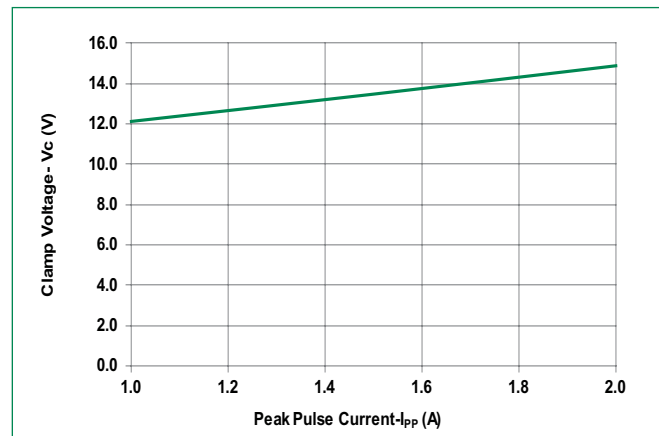
Caution: Stresses above those listed in "Absolute Maximum Ratings" may cause permanent damage to the component. This is a stress only rating and operation of the component at these or any other conditions above those indicated in the operational sections of this specification is not implied.

Electrical Characteristics (TOP=25°C)

Parameter	Symbol	Test Conditions	Min	Typ	Max	Units
Reverse Standoff Voltage	V_{RWM}	$I_R=1\mu A$, I/O to I/O			5	V
Breakdown Voltage	V_{BR}	$I_R=1mA$, I/O to I/O	6.2	7.5		V
Reverse Leakage Current	I_{LEAK}	$V_R=5V$		0.02	0.1	μA
Clamp Voltage ¹	V_C	$I_{pp}=1A$, $t_p=8/20\mu s$, I/O to I/O		12	15	V
		$I_{pp}=2A$, $t_p=8/20\mu s$, I/O to I/O		14.5	18	V
Dynamic Resistance ²	R_{DYN}	TLP, $t_p=100ns$, I/O to I/O		1.2		Ω
ESD Withstand Voltage ¹	V_{ESD}	IEC 61000-4-2 (Contact Discharge)	± 12			kV
		IEC 61000-4-2 (Air Discharge)	± 18			kV
Diode Capacitance ¹	$C_{CIV/O-I/O}$	Reverse Bias=0V, $f=1MHz$, I/O to I/O		0.08	0.13	pF

Note: 1 Parameter is guaranteed by design and/or component characterization.

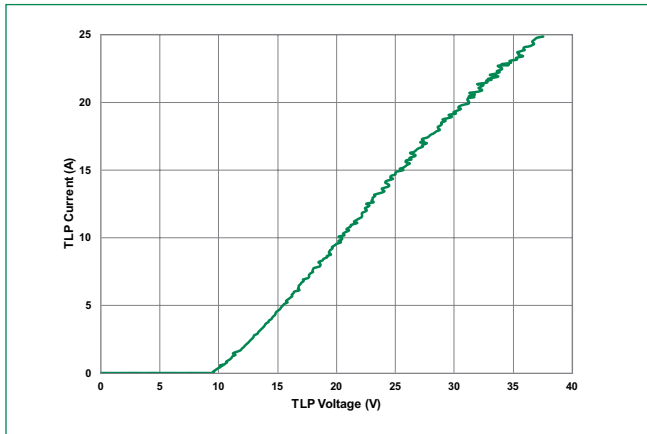
2. Transmission Line Pulse (TLP) with 100ns width, 2ns rise time, and average window $t_1=70ns$ to $t_2=90ns$

Capacitance vs. Reverse Bias**Clamping Voltage vs. IPP**

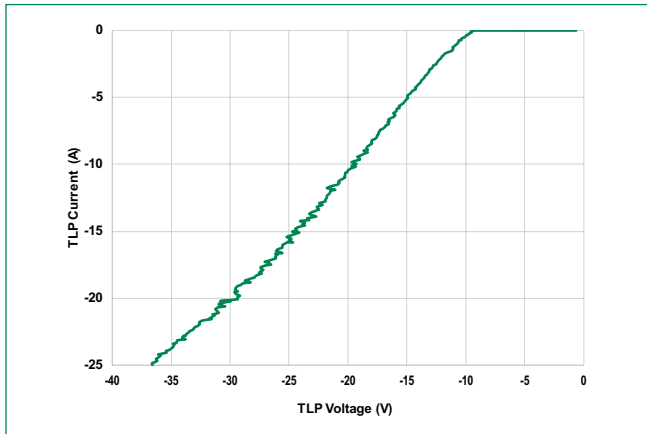
SP3208

0.08pF 12kV Bidirectional Discrete TVS

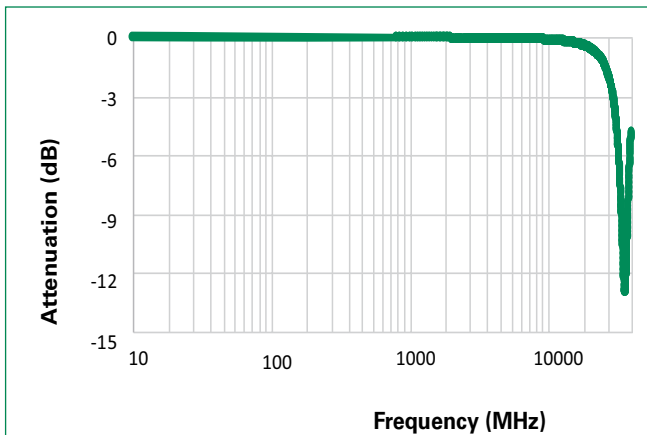
Positive Transmission Line Pulsing(TLP) Plot



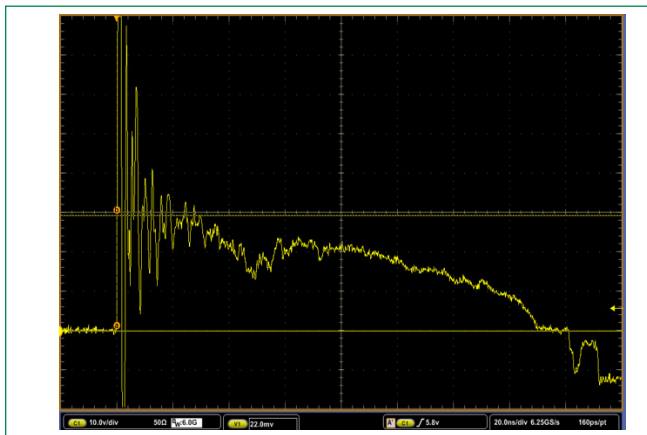
Negative Transmission Line Pulsing(TLP) Plot



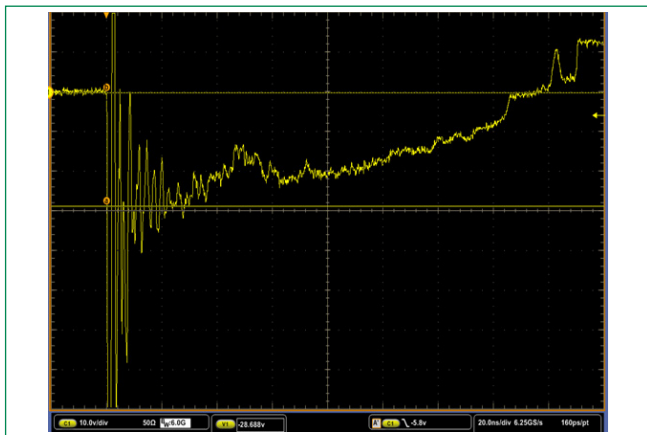
Insertion Loss (S21) I/O to GND



IEC 61000-4-2 +8kV Contact ESD Clamping Voltage

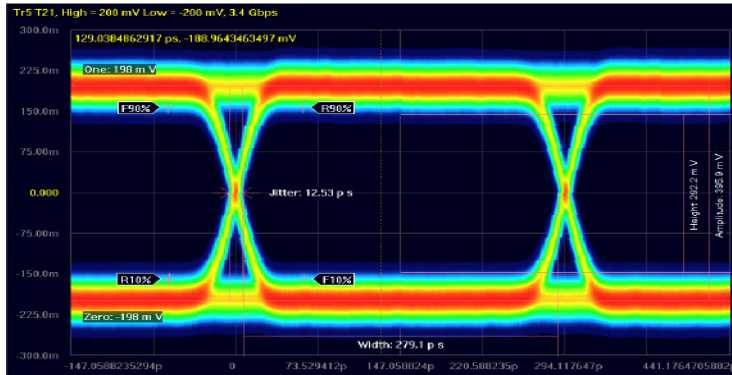
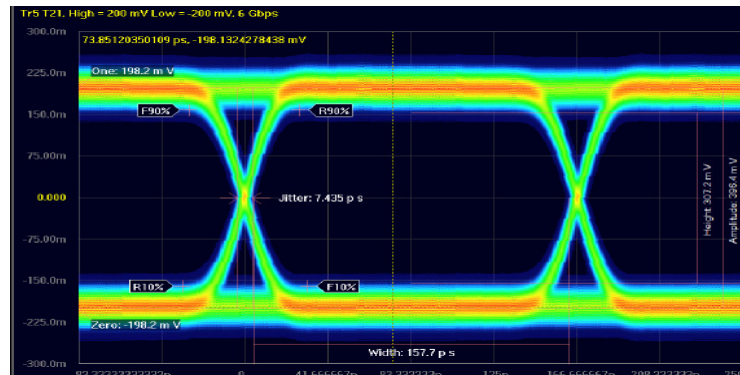
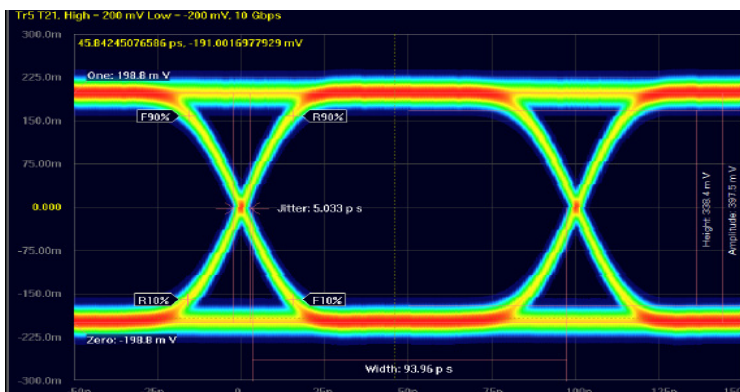


IEC 61000-4-2 -8kV Contact ESD Clamping Voltage



SP3208

0.08pF 12kV Bidirectional Discrete TVS

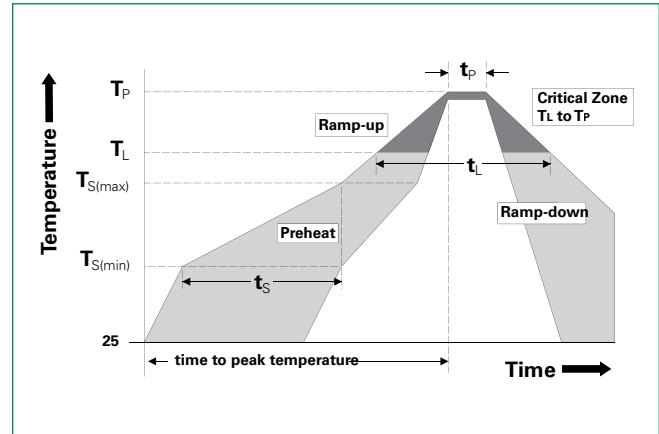
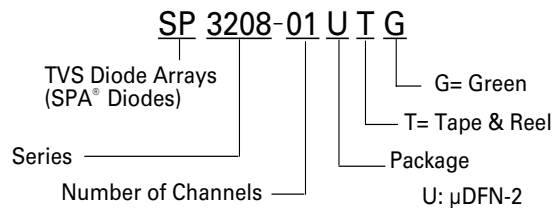
3.4 Gbps, High Speed Display interfaces**6 Gbps, SATA, HDMI 2.x interfaces****10 Gbps, USB 3.1 Gen 2, Thunderbolt**

SP3208

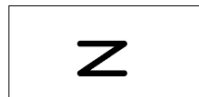
0.08pF 12kV Bidirectional Discrete TVS

Soldering Parameters

Reflow Condition		Pb – Free assembly
Pre Heat	- Temperature Min ($T_{s(min)}$)	150°C
	- Temperature Max ($T_{s(max)}$)	200°C
	- Time (min to max) (t_s)	60 – 180 secs
Average ramp up rate (Liquidus) Temp (T_L) to peak		3°C/second max
$T_{s(max)}$ to T_L - Ramp-up Rate		3°C/second max
Reflow	- Temperature (T_L) (Liquidus)	217°C
	- Temperature (t_L)	60 – 150 seconds
Peak Temperature (T_p)		260 ^{+0/-5} °C
Time within 5°C of actual peak Temperature (t_p)		20 – 40 seconds
Ramp-down Rate		6°C/second max
Time 25°C to peak Temperature (T_p)		8 minutes Max.

**Part Numbering System****Product Characteristics**

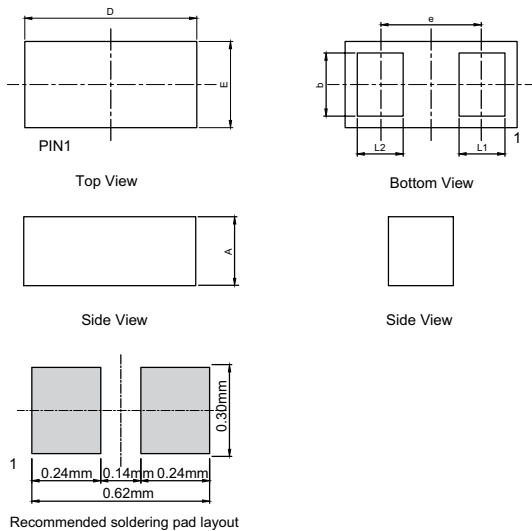
Lead Plating	Au
Lead Material	Ni
Substrate Material	Silicon
Body Material	Molded Compound
Flammability	UL Recognized compound meeting flammability rating V-0

Part Marking System**Ordering Information**

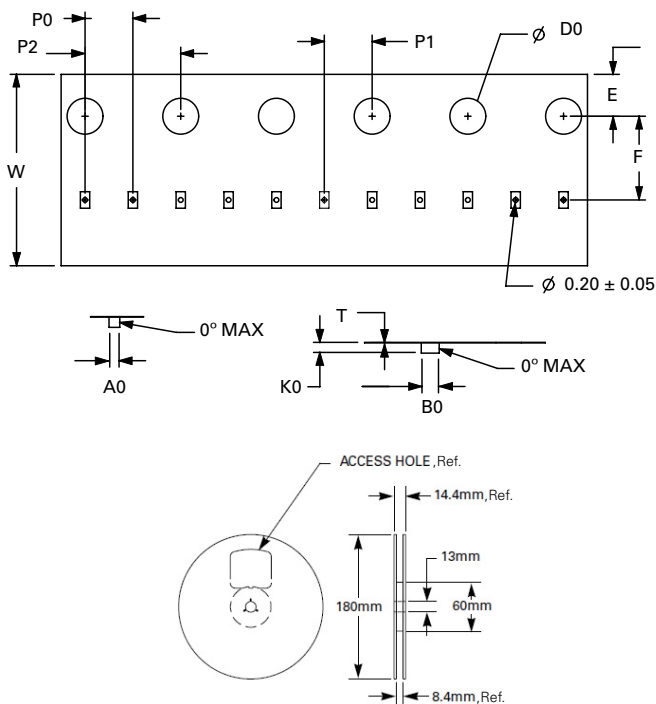
Part Number	Package	Min. Order Qty.
SP3208-01UTG	µDFN-2	15000

SP3208

0.08pF 12kV Bidirectional Discrete TVS

Package Dimensions — μ DFN-2 (0201)

Package	μ DFN-2 (0201)			
JEDEC	MO-236			
Symbol	Millimeters		Inches	
	Min	Max	Min	Max
A	0.27	0.33	0.011	0.013
b	0.17	0.27	0.007	0.011
L1	0.11	0.21	0.004	0.008
L2	0.11	0.21	0.004	0.008
D	0.59	0.65	0.023	0.026
E	0.29	0.35	0.011	0.014
e	0.355 REF		0.014 REF	

Embossed Carrier Tape & Reel Specification — μ DFN-2

8mm TAPE AND REEL

Symbol	Millimeters		Inches	
	Min	Max	Min	Max
A0	0.33	0.40	0.013	0.016
B0	0.63	0.70	0.025	0.028
D0	1.40	1.60	0.055	0.063
E	1.65	1.85	0.065	0.073
F	3.45	3.55	0.136	0.140
K0	0.30	0.39	0.012	0.015
P0	1.90	2.10	0.075	0.083
P1	1.95	2.05	0.077	0.081
P2	3.90	4.10	0.154	0.161
T	0.13	0.25	0.005	0.010
W	7.90	8.30	0.311	0.327

Disclaimer Notice - Information furnished is believed to be accurate and reliable. However, users should independently evaluate the suitability of and test each product selected for their own applications. Littelfuse products are not designed for, and may not be used in, all applications. Read complete Disclaimer Notice at <http://www.littelfuse.com/disclaimer-electronics>.