

Dc Disconnect Switch

LS6R0400 SERIES

1500 V Dc • 400 A

REACH EAC CE IEC UL RoHS



Type CB
Dc Ungrounded



Type 4D
Dc Grounded with handle attached



Description

The Littelfuse LS6R dc series is an energy-efficient, compact disconnect switch that quickly breaks or resumes the flow of current safely to prevent shock hazards when trying to isolate circuits or repair systems.

Features/Benefits

- The patented operation system minimizes damage caused by arcs upon disconnection to increase product reliability and longevity
- Streamline design eliminates the need for external bridging links (jumpers) to lower heat dissipation for increased energy efficiency, decreased installation and maintenance time, and reduced footprint for added design flexibility
- High-level disconnection insulation provides a barrier to stop conduction when switch is in off position for added safety
- The self-cleaning blade contacts eliminate performance degradation (from increased electrical resistance over time) to ensure consistent behavior across the product's lifespan
- The internally-located "sandwich-type" 2-contact symmetrical design mitigates the electromagnetic force of repulsion to offer enhanced functionality in short-circuit conditions
- Meets UL 94 flammability requirements with self-extinguishing/non-flammable materials to prevent fires

Applications

- Solar/PV systems: combiner boxes, recombiner boxes and inverters
- Energy storage systems: disconnection of batteries, containerized batteries
- Oil & gas: dc drives
- Railway: earthing switches and battery disconnection
- UPS: switching and isolation of batteries
- Electrical vehicle chargers

Specifications

UL 98B Standards

Total Voltage Rating	1500 V dc
Amperage Rating	400 A
SCCR Rating	10 kA
Ambient Temperature	-30 to 50 °C (-22 to 122 °F)

IEC 60947-3 Standards

Insulation Voltage Rating Ui	1500 V dc
Impulse Withstand Voltage	

Rating Uimp	12 kV
Operational Current	
DC21B Rating	400 A/1500 V dc

Other Characteristics

Power Losses at 400 A	10.58 watts
Maximum Busbar	
Connection Range	2 bars x 4 mm (.16") H x 32 mm (1.26") L
Number of Circuits/Switches	1
Mechanical Operations	8,000
Tightening Torque	212 lbf-in (24 N·m)
Material	Plastic housing Silver-plated copper terminals

Base Mounting

Screws

Flammability Rating

UL 94 V-0

Approvals

UL 98B & UL 94
UL Guide WHVA
UL Listed E511898
NEC Article 690 for PV systems
IEC-60947-3
CE
EAC

Environmental

RoHS compliant

REACH

Country of Origin

Spain

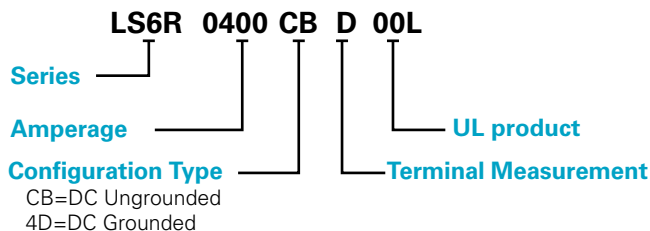
Recommended Accessories

- **Panel Handle with Shaft LDSSA11**
For closed panel door access
- **Direct Handle LDSS11**
For open panel door access
- **Auxiliary Contact LD5LAU01**
Remotely indicates switch position

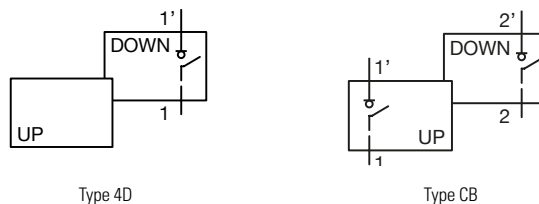
Dc Disconnect Switch

LS6R0400 SERIES

Part Numbering System



Configuration

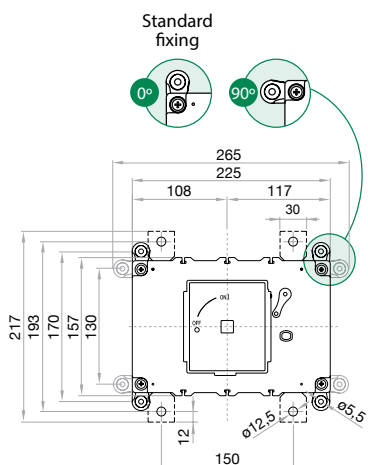


Ordering Information

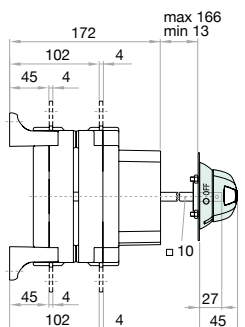
DC DISCONNECT SWITCH					
PART NUMBER	VOLTAGE	AMPERAGE	INSTALLATION	CONFIGURATION	SINGLE UNIT WEIGHT
LS6R04004DD00L	1500 V dc	400 A	Grounded	Type 4D	4.5 kg
LS6R0400CBD00L	1500 V dc	400 A	Ungrounded	Type CB	4.5 kg

Dimensions Millimeters

Dc Disconnect Switch

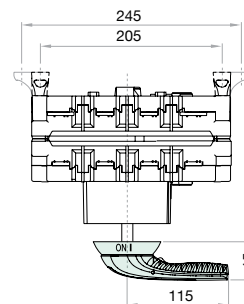


Switch - Side View



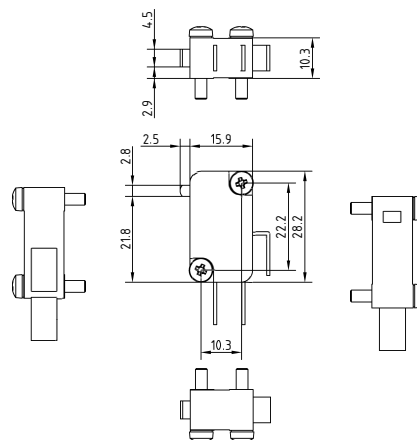
Panel Handle with Shaft

LDSSA11



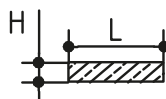
Auxiliary Contact

LD5AU01



Busbar

COPPER BUSBAR H MAX (CU)		COPPER BUSBAR L MAX (CU)			COPPER BUSBAR M (TERMINAL TORQUE) (+5% -10%)	
MM	INCH	MM	INCH		N•M	LB. INCH
4	5/32	32	1¼	M12	24	212



Disclaimer Notice – Information furnished is believed to be accurate and reliable. However, users should independently evaluate the suitability of and test each product selected for their own applications. Littelfuse products are not designed for, and may not be used in, all applications. Read complete Disclaimer Notice at www.littelfuse.com/product-disclaimer.