

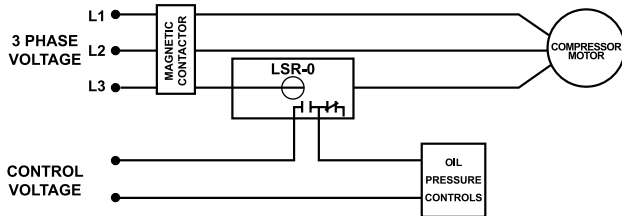
LSR-0

Self-powered load sensor/low-cost proof relay

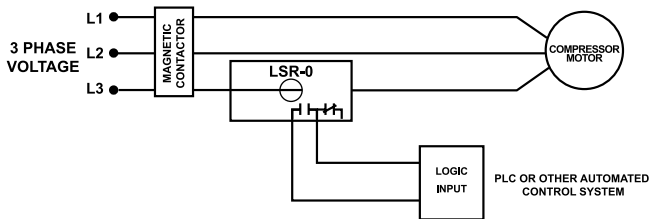


Wiring Diagram

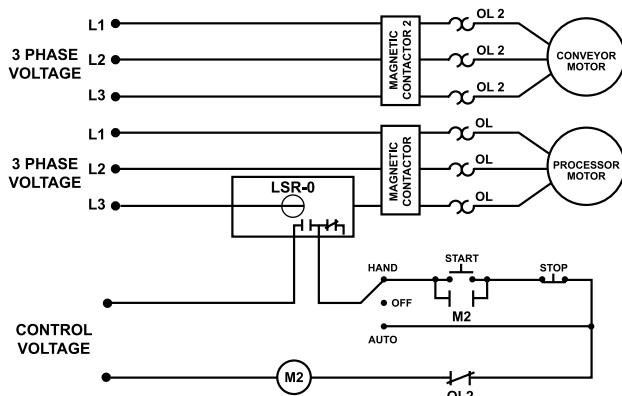
TYPICAL WIRING DIAGRAM FOR REFRIGERATION AND OIL FAILURE CONTROL



TYPICAL WIRING DIAGRAM FOR BUILDING AUTOMATION



TYPICAL WIRING DIAGRAM FOR BUILDING AUTOMATION



Description

The LSR-0 is a self-powered load sensor intended for use as a proof relay. It is used to verify that current is flowing as intended. It has a guaranteed 15A pull-in current and 2.5A drop-out current. Proof relays are typically used to interlock fans, compressors, motors, heating elements and other devices. The LSR-0 is self-powered, that is, it draws its power from the wire being monitored so it does not require separate control power wiring.

Features

- Self-powered
- Low cost proof relay
- Can monitor up to 135A loads

Specifications

Max Current Ratings	135A continuous
Functional Characteristics	
Turn-on Threshold	Fixed, 15A (max.)*
Turn-off Threshold	2.5A (min.)
Power	Induced from conductor
Isolation	600VAC rms
Output Characteristics	
Relay Output Rating:	
Pilot Duty	480VA @ 240VAC
General Purpose	10A
General Characteristics	
Temperature Range	-20° to 70°C (-4° to 158°F)
Wire Size	#12-24AWG
Hole Size	0.725" diameter
Terminal Torque	7 in.-lbs.
Safety Marks	
CSA, CSA-NRTL/C	(File #46510)
CE	
Dimensions	H 42.42 mm (1.67"); W 58.42 mm (2.3"); D 90.43 mm (3.56")
Weight	0.35 lb. (5.6 oz., 158.76 g)
Mounting Method	Four #6 screws 3/4" in length

*Conductors may be looped for smaller motor applications.

Caution: This product should not be relied upon solely for safety of life or safety applications.