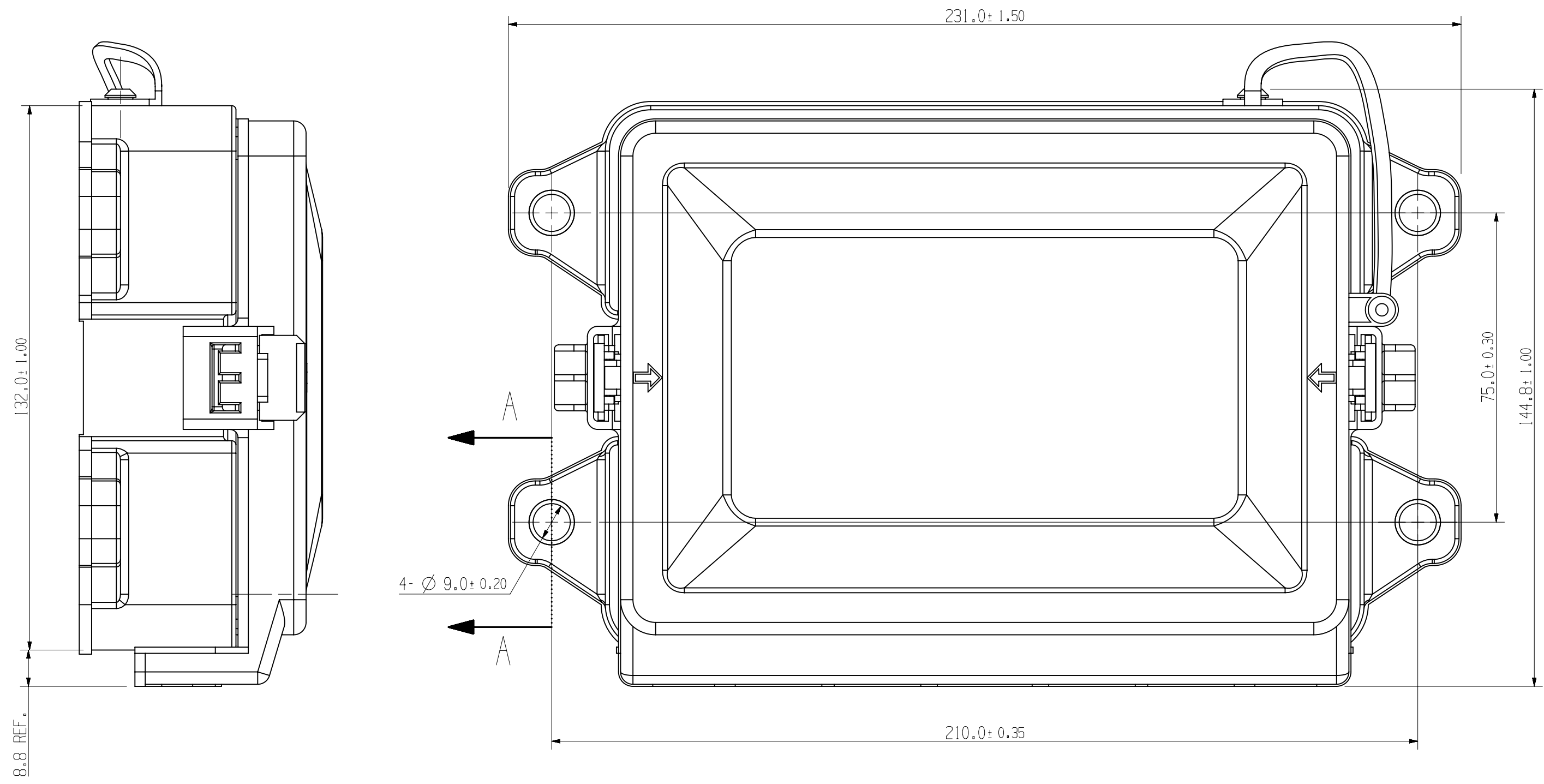


LTR	DATE	REVISION	CHK	APD
A	01/06/15	511383ERA-NEW RELEASED FYUE		



NOTES:

A. MATERIAL: COVER/HOUSING: BLACK THERMOPLASTIC (UL94-V0),
 BUS BAR: COPPER Sn PLATED
 TEETHER: TPE
 SCREWS/WASHERS/BOLTS: STAINLESS STEEL
 GASKET: SILCON RUBBER

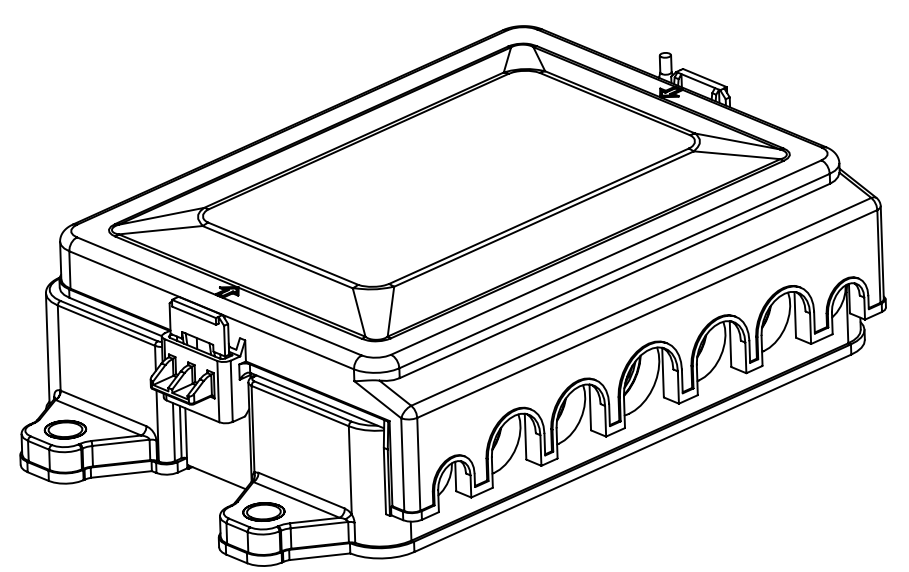
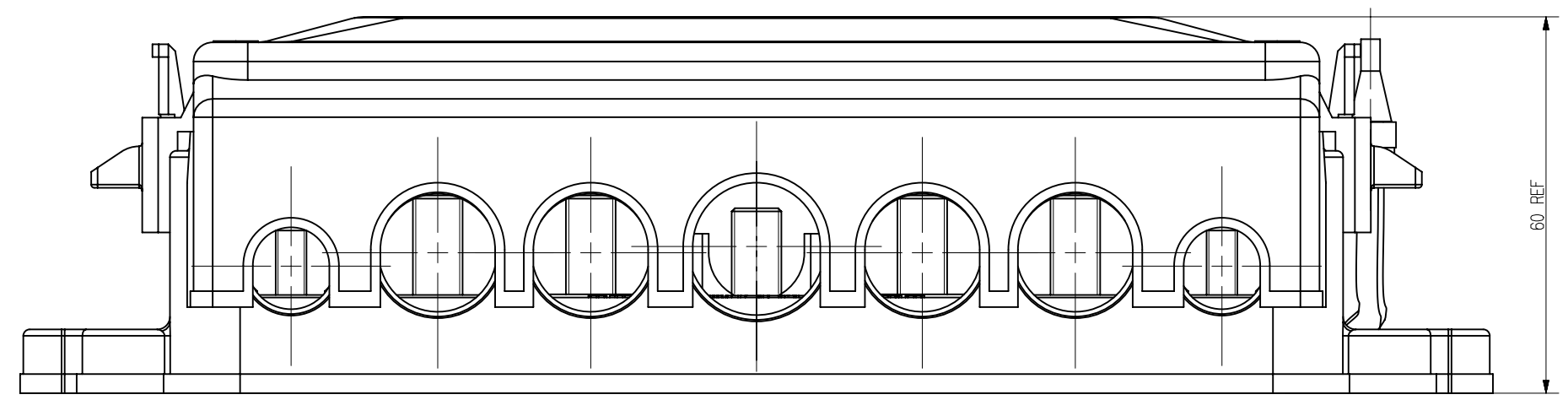
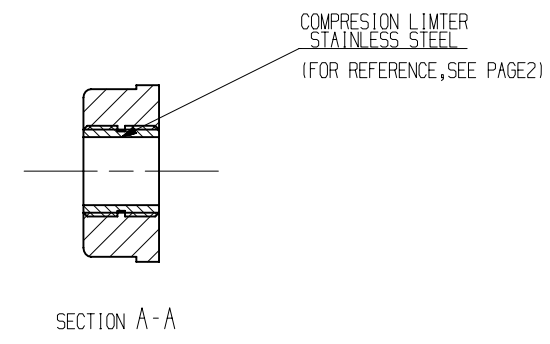
B. FUSES ASSEMBLY TORQUE: 4-5NM USING M5 BOLT & LOCK WASHER,
 12-18NM USING M8 BOLT & LOCK WASHER.

C. ALL FUSE MUST NOT EXCEED 70% OF RATED CURRENT.

D. OPERATING TEMPERATURE RANGE: -40° C TO +120° C

E. ADJUST CABLE GASKET AFTER FIX THE CABLE ON BOLT FOR HIGH SEALING PERFORMANCE.

F. M8 MOUNTING TORQUE: 10-12NM.



NO	COMPONENT NO	DESCRIPTION	QTY/M	U/M
-				
-				
-				

BILL OF MATERIAL

UNLESS OTHERWISE SPECIFIED, DIMENSIONS ARE IN MILLIMETERS.
 DIMENSIONS IN BRACKETS () ARE INCHES

UNLESS OTHERWISE SPECIFIED, DIMENSIONS DO NOT INCLUDE PLATING.

⊙	DENOTES CRITICAL CHARACTERISTICS.
CPK	DENOTES CPK DIMENSIONS, -MINIMUM CPK VALUE
ST	DENOTES A CHARACTERISTIC THAT PROVIDES AN INDICATION OF PROCESS PERFORMANCE. PROCEDURE FOR MEASUREMENT AND TRACKING TO BE DEFINED IN LITTELFUSE INSPECTION INSTRUCTIONS
CP	DENOTES CP DIMENSIONS, -MINIMUM CP VALUE MUST BE WITHIN THE DIMENSIONAL LIMITATIONS SHOWN ON DRAWING AND INITIALLY LOCATED TO ALLOW FOR MAXIMUM TOOL LIFE

COPIES TO	MATL SPEC	SEE NOTES
1 9 18		
2 10 19		
3 12 20		
4 13 21	DRW	FYUE
5 14 23	DATE	06/26/14
6 15 33	SCALE	1:1
7 16 43	CHK	DATE
8 17 53	APPD	DATE
		FINSH GOOD WT
		GRAMS/PIECE

TOLERANCE	DIMENSION	0.5 - 3	UP TO 3	3 - 6	OVER 6 - 30	UP TO 30	OVER 30 - 120	UP TO 120	OVER 120 - 400

METRIC
 ASSEMBLY

3RD ANGLE PROJECTION

TITLE
 LTX Power Distribution Module

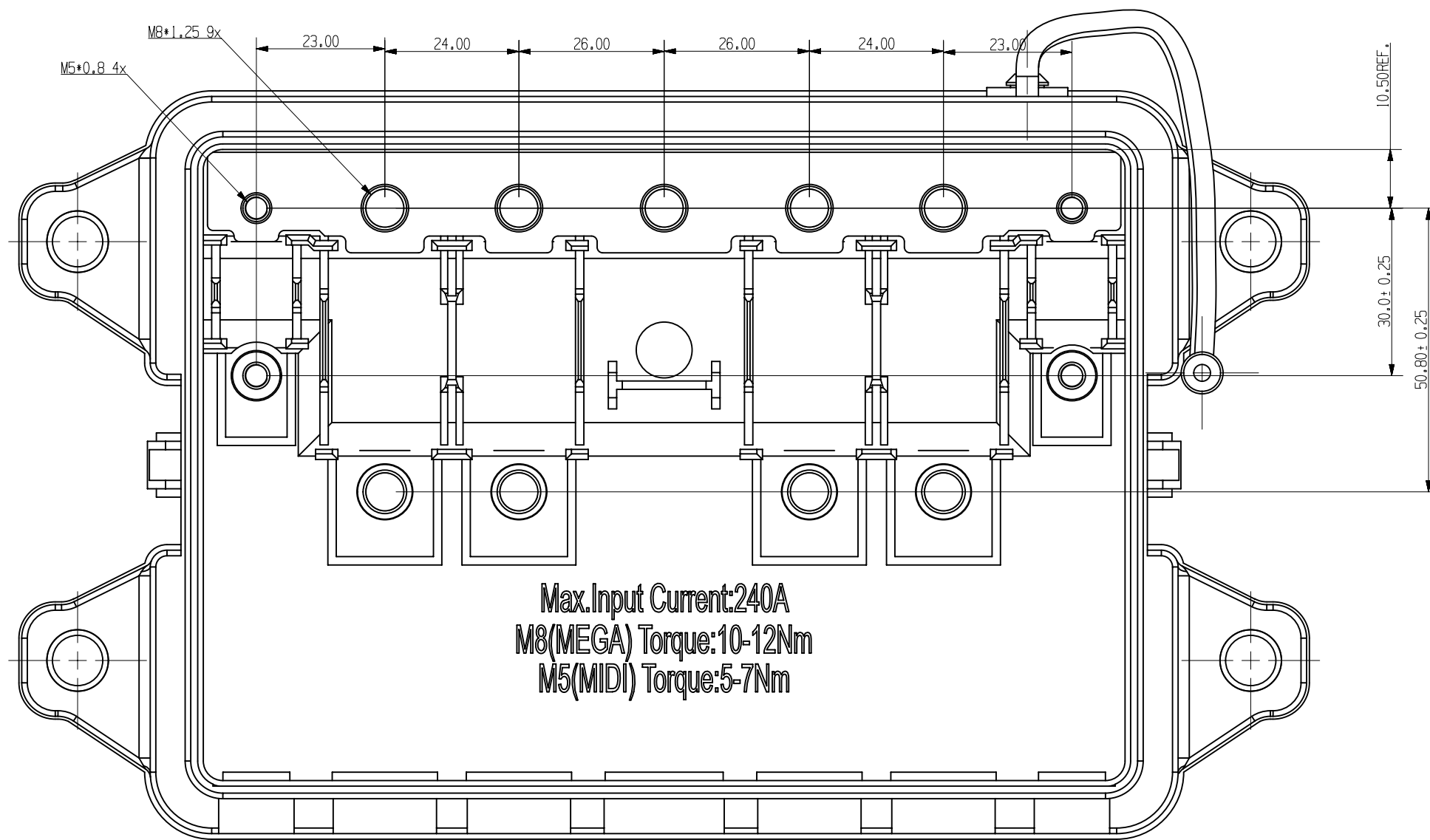
Littelfuse
 DES PLAINES, ILLINOIS 60016

REVISION
 A

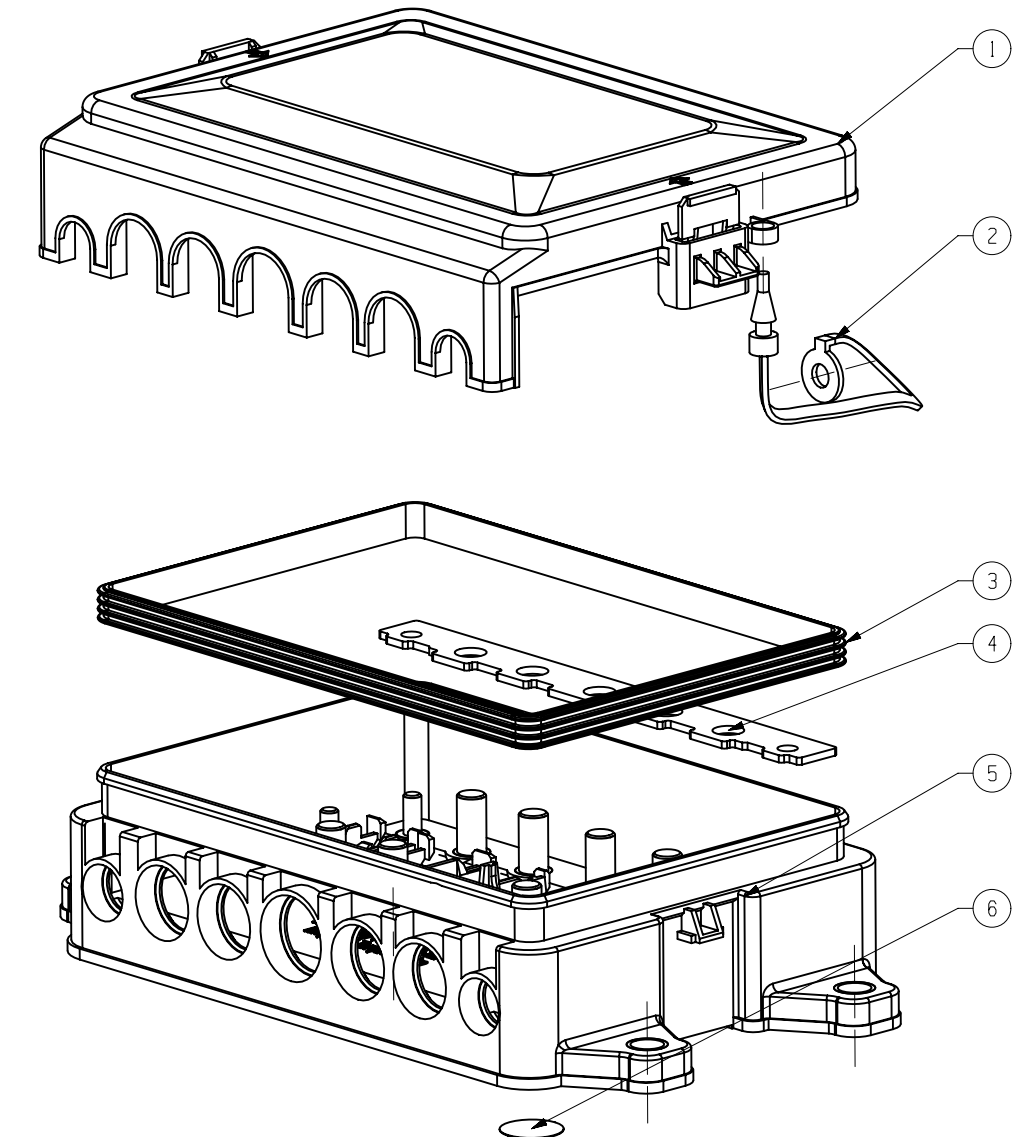
DRWG. NO.
 0L-07981002ZXS

1 OF 2

CAD GENERATED DRAWING - NO PENCIL CHANGES ALLOWED



P1 P2 P3 P4 P5 P6 P7



PART NAME	BLANK_1 SEALS	#10 CABLE SEALS	#16/1 CABLE SEALS	BLANK_2 SEALS	#16/2 CABLE SEALS	#25 CABLE SEALS	#35 CABLE SEALS	#50 CABLE SEALS
PART NUMBER	868-951	868-952	868-953	868-954	868-955	868-956	868-957	868-958
CABLE SEALS								
APPLICATION POSITION	P1,P7	P1,P7	P1,P7	P2,P3,P5,P6	P2,P3,P5,P6	P2,P3,P5,P6	P2,P3,P5,P6	P4
CABLE SECTION ISO_6722	N/A	10mm ²	10mm ²	N/A	16mm ²	25mm ²	35mm ²	50mm ²

NOTE:
SEALS NOT INCLUDED WITH THIS PART
FOR REFERENCE ONLY, MUST BE ORDERED SEPERATELY

NO	DESCRIPTION	QTY/M	U/M
6	BREATH VENT	1	
5	BIG BASE	1	
4	BUSS BAR	1	
3	COVER_GASKET	1	
2	TETHER	1	
1	COVER	1	

BILL OF MATERIAL			
UNLESS OTHERWISE SPECIFIED, DIMENSIONS ARE IN MILLIMETERS. DIMENSIONS IN BRACKETS [] ARE INCHES			
UNLESS OTHERWISE SPECIFIED, DIMENSIONS DO NOT INCLUDE PLATING.			
	DENOTES CRITICAL CHARACTERISTICS.		
CPK	DENOTES CPK DIMENSIONS, -MINIMUM CPK VALUE		
	DENOTES A CHARACTERISTIC THAT PROVIDES AN INDICATION OF PROCESS PERFORMANCE. PROCEDURE FOR MEASUREMENT AND TRACKING TO BE DEFINED IN LITTELFUSE INSPECTION INSTRUCTIONS		
CP	DENOTES CP DIMENSIONS, -MINIMUM CP VALUE MUST BE WITHIN THE DIMENSIONAL LIMITATIONS SHOWN ON DRAWING AND INITIALLY LOCATED TO ALLOW FOR MAXIMUM TOOL LIFE		

COPIES TO	MATL SPEC
1 9 18	SEE SHEET 1
2 10 19	FINISH
3 12 20	
4 13 21	DRW FYUE DATE 06/26/14 SCALE 1:1
5 14 23	CHK DATE SUPER DR
6 15 33	APPD DATE FINSH GOOD WT
7 16 43	
8 17 53	GRAMS/PIECE

TOLERANCES UNLESS OTHERWISE SPECIFIED (REF. ISO 2768-MH)			
DIMENSION	0.5 - 3	3 - 6	6 - 30
TOLERANCE	±0.15	±0.25	±0.40

3RD ANGLE PROJECTION		TITLE	REVISION	DRWG. NO.
		LTX Power Distribution Module	A	0L-07981002ZXS

METRIC
ASSEMBLY

Littelfuse
DES PLAINES, ILLINOIS 60016

2 OF 2

CAD GENERATED DRAWING - NO PENCIL CHANGES ALLOWED