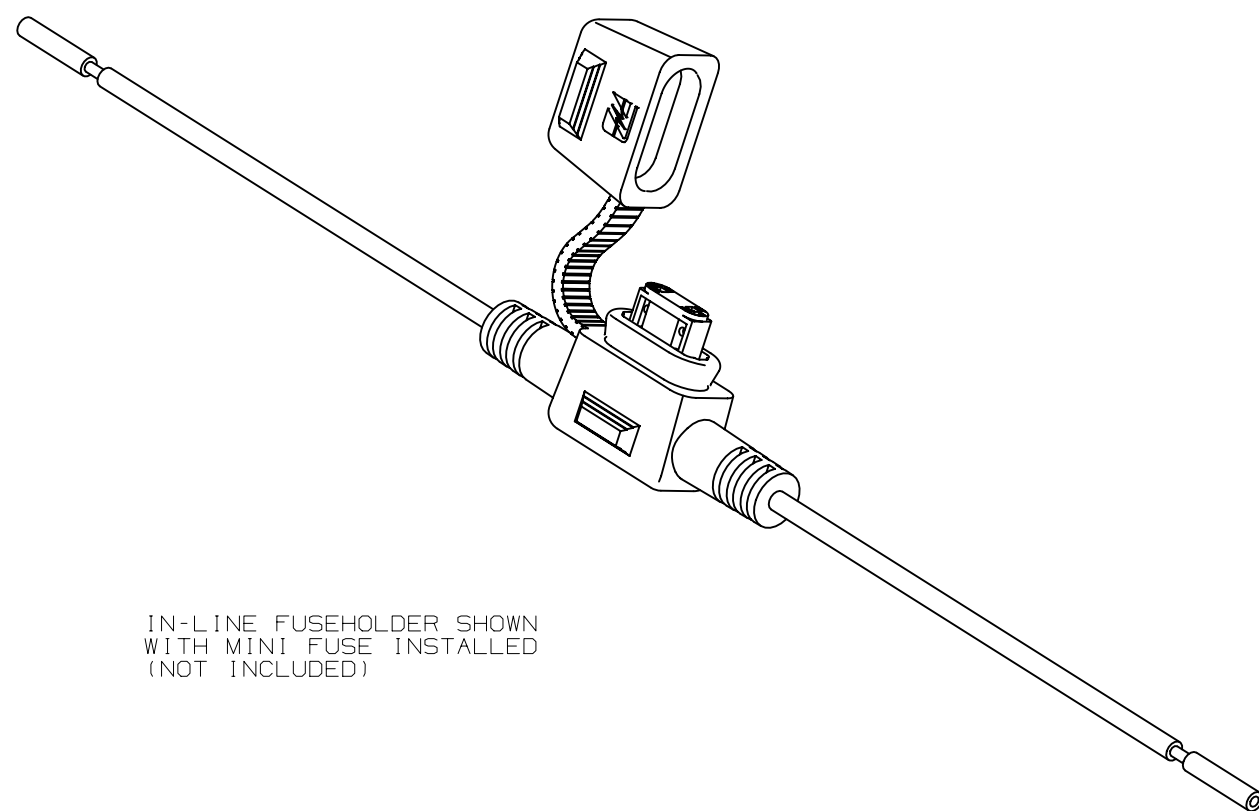
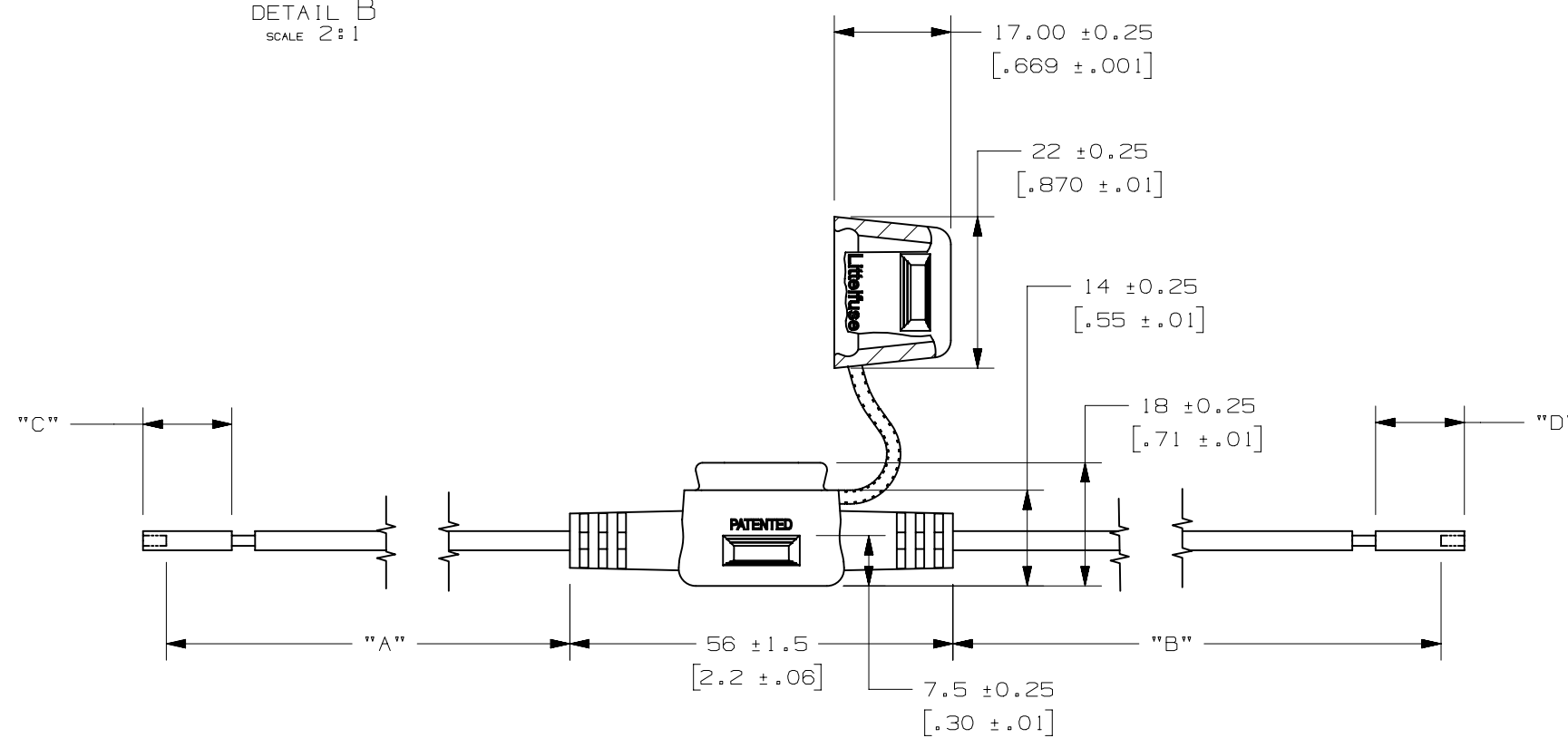
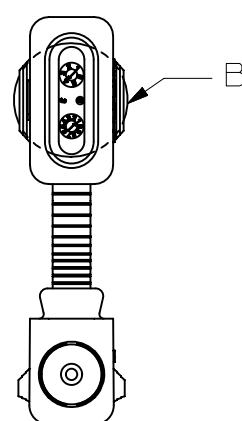
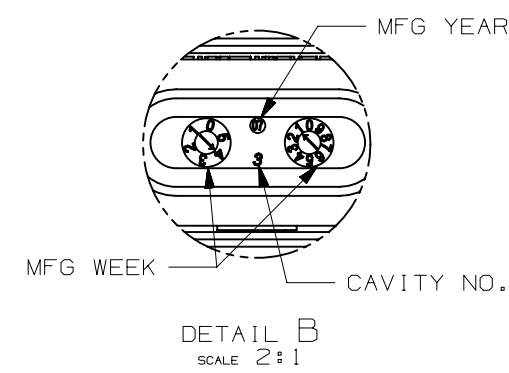
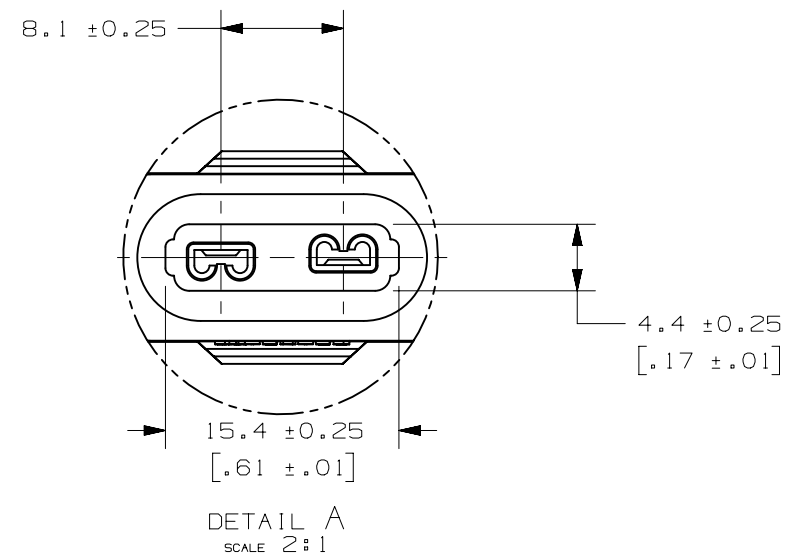
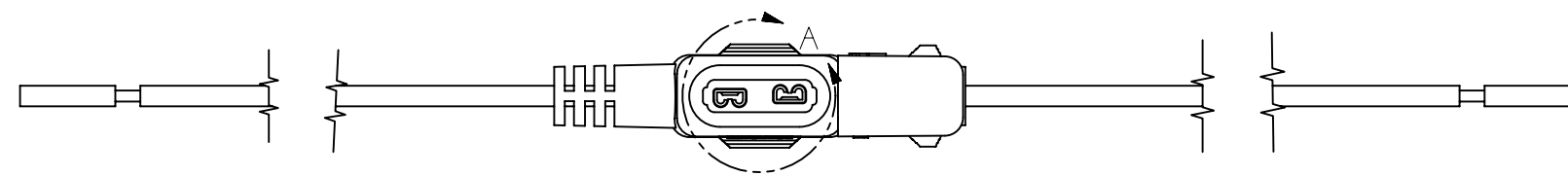


PART NUMBER	"A"	"B"	"C"	"D"	LEAD "A" COLOR	LEAD "B" COLOR
OFHM0001ZXJ	94±5 [3.70±0.2]	94±5 [3.70±0.2]	13±2 [.51±0.08]	13±2 [.51±0.08]	BLACK	BLACK
OFHM0001ZXJ-RW	94±5 [3.70±0.2]	94±5 [3.70±0.2]	13±2 [.51±0.08]	13±2 [.51±0.08]	RED	RED
OFHM0001ZXJA	95±5 [3.74±0.2]	3850±30 [151.57±1.2]	NO END STRIP	NO END STRIP	RED	RED
OFHM0001ZXJB	460±5 [18.11±0.2]	120±5 [4.72±0.2]	13±2 [.51±0.08]	13±2 [.51±0.08]	BLACK	BLACK

LTR	DATE	REVISION	CHK	APD
A	03/29/07	63207 - RELEASE	BRK	
B	06/06/07	85498D - CHG TOL FROM ±1 TO ±1.5, CHG NOTE 6	BRK	
C	07/24/07	85549D - CHG TO CHARTED DRAWING, HOUSING HEIGHT TO 18.0 AND STRIP TOLERANCE TO ±2.	BRK	
D	08/04/09	000738ER - ADDED OFHM0001ZXJ-RW CHG. BLACK WIRE TO "SEE CHART" IN NOTE 3	GMB	
E	08/09/12	505766ECA - ADDED DIMENSION 7.5 ±0.25	FYUE	
F	01/14/14	509993ERA - RELEASE OFHM0001ZXJB	FYUE	
G	04/30/15	511837ECA - REMOVE MODEL NAME OF HOLDER MATERIAL	FYUE	



IN-LINE FUSEHOLDER SHOWN WITH MINI FUSE INSTALLED (NOT INCLUDED)

- NOTES:
- HOLDER MATERIAL: BLACK TPV
 - CONTACTS: COPPER ALLOY: TIN-PLATED
 - WIRE: SEE CHART, 14 AWG STRANDED COPPER, 125°C RATED, GXL WIRE
 - CRIMP: MUST MEET SAE/USCAR 21 STANDARD
 - RATING: MAX. 20A, 32Vdc
 - FUSEHOLDERS SHOULD NOT BE PLACED UNDER TENSION IN FINAL APPLICATION
 - MAX TEMPERATURE 125°C

UNLESS OTHERWISE SPECIFIED, DIMENSIONS ARE IN MILLIMETERS. DIMENSIONS IN BRACKETS [] ARE INCHES.			
UNLESS OTHERWISE SPECIFIED, DIMENSIONS DO NOT INCLUDE PLATING.			
⊙	DENOTES CRITICAL CHARACTERISTICS.		
CPK	DENOTES CPK DIMENSIONS, -MINIMUM CPK VALUE		
ST	DENOTES A CHARACTERISTIC THAT PROVIDES AN INDICATION OF PROCESS PERFORMANCE. PROCEDURE FOR MEASUREMENT AND TRACKING TO BE DEFINED IN LITTELFUSE INSPECTION INSTRUCTIONS		
CP	DENOTES CP DIMENSIONS, -MINIMUM CP VALUE MUST BE WITHIN THE DIMENSIONAL LIMITATIONS SHOWN ON DRAWING AND INITIALLY LOCATED TO ALLOW FOR MAXIMUM TOOL LIFE		
COPIES TO	MATL SPEC SEE NOTES		
1 9 18	FINISH SEE NOTES		
2 10 19			
3 12 20			
4 13 21	DRW BRK	DATE 03/29/07	SCALE 1:1
5 14 23	CHK	DATE	SUPER DR
6 15 33	APPD	DATE	FINSH GOOD WT
7 16 43			GRAMS/PIECE
8 17 53			
TOLERANCE UNLESS OTHERWISE SPECIFIED ONE PLACE DEC +/- .3 THREE PLACE DEC +/- .100 TWO PLACE DEC +/- .15 ANGULAR +/- 1°			
3RD ANGLE PROJECTION	TITLE	MINI IN-LINE FUSEHOLDER	
Littelfuse		REVISION	DRWG. NO. OUTLINE
DES PLAINES, ILLINOIS 60016		G	OFHM0001ZXJ

METRIC

CAD GENERATED DRAWING - NO PENCIL CHANGES ALLOWED