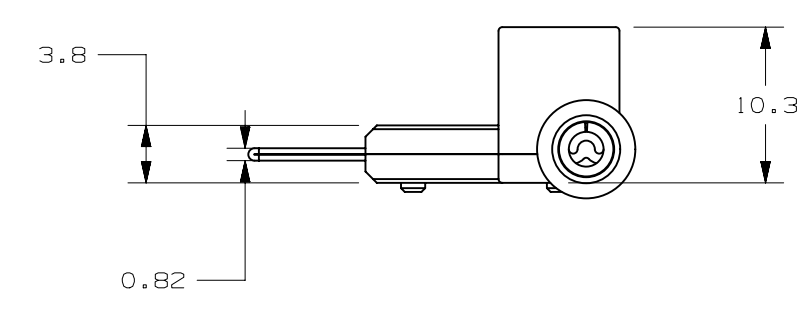
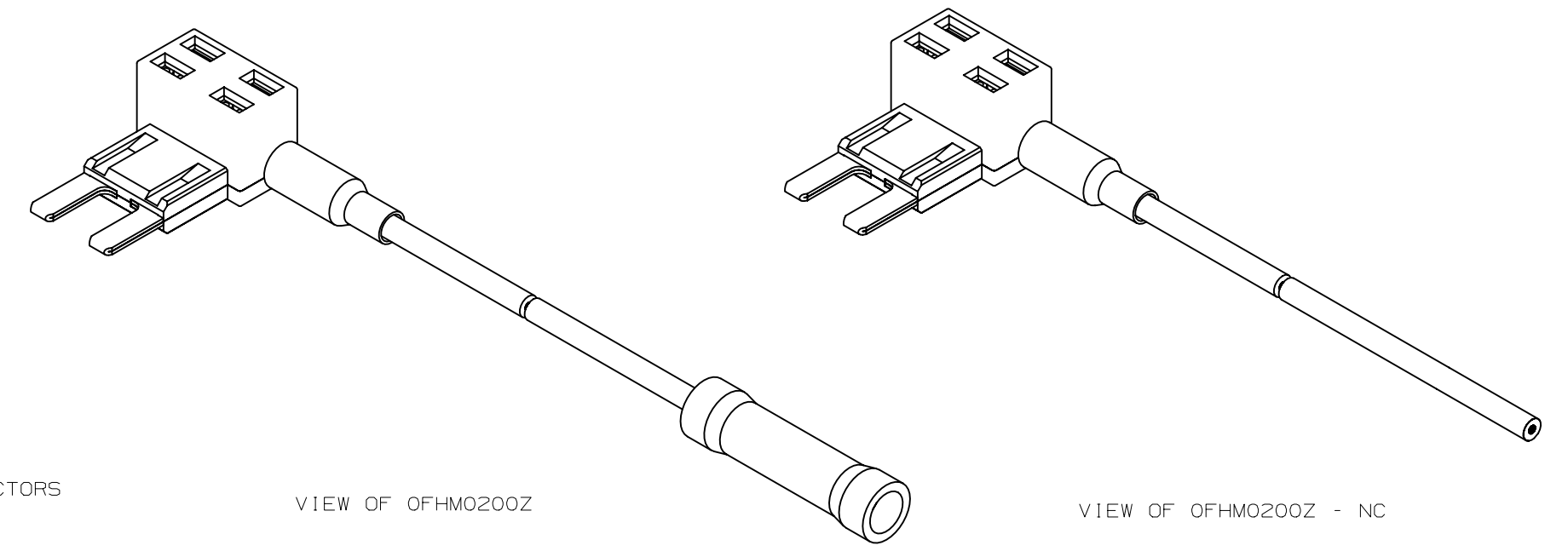
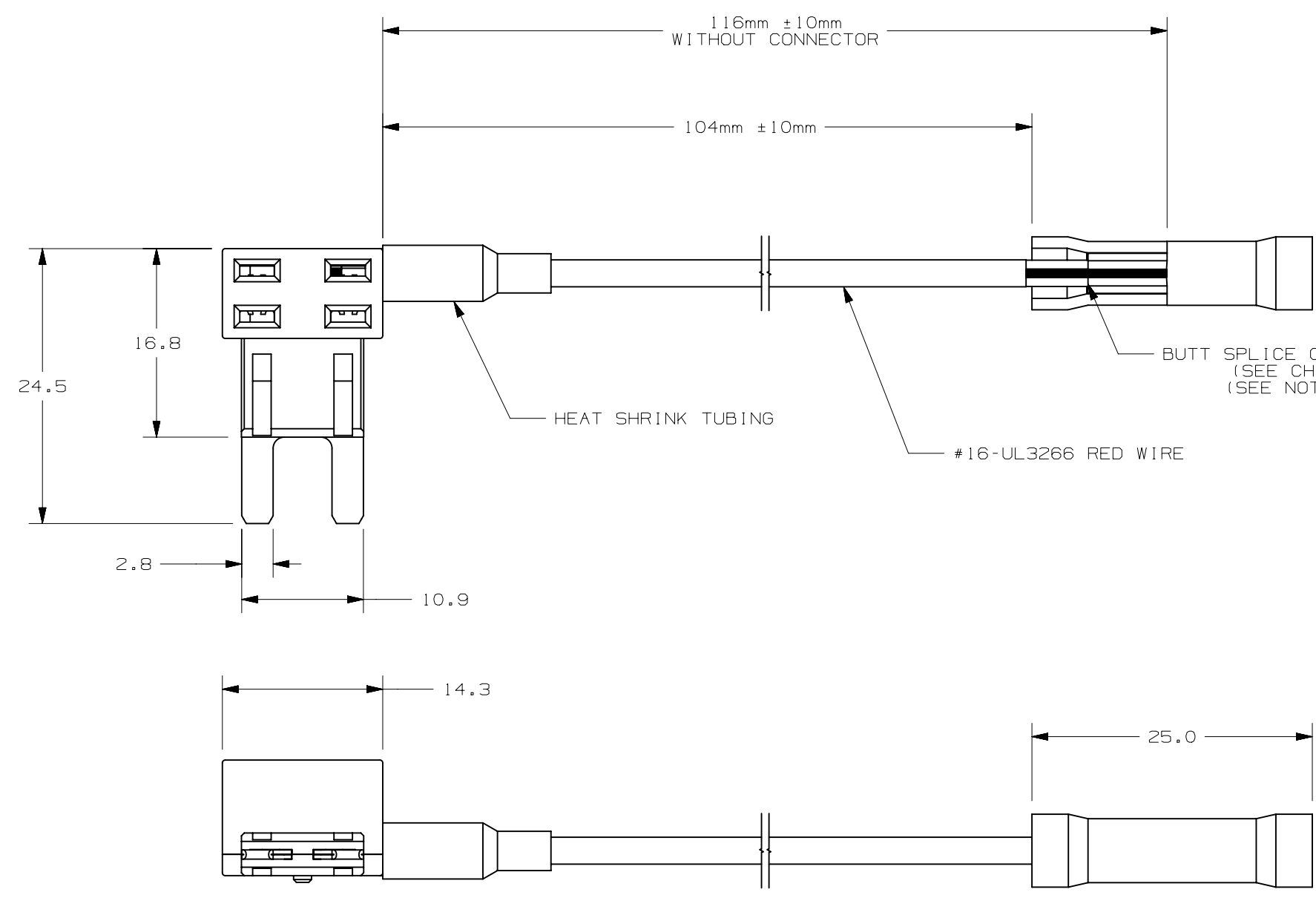


PART NUMBER	CONNECTOR
OFHMO200Z	YES - BUTT SPLICE
OFHMO200Z-NC	NO CONNECTOR

LTR	DATE	REVISION	CHK	APD
A	01/28/14	510055ECA-NEW RELEASED	FYUE	



- NOTE:
1. THIS IN-LINE FUSEHOLDER IS DESIGNED TO TURN ONE SLOT INTO TWO.
 2. MAX. INSTALLATION RATING UP TO 10 AMPS.
 3. BUTT SPLICE CONNECTORS PULL-OUT FORCE IS 15KGF MIN. (FOR OFHMO200Z ONLY)
 4. MAX. FUSE INSERTION FORCE TO BE 15KGF.
 5. FUSE PULL OUT FORCE TO BE 3.5 - 7.0KGF.

NO	COMPONENT NO	DESCRIPTION	QTY/M	U/M
BILL OF MATERIAL				
UNLESS OTHERWISE SPECIFIED, DIMENSIONS ARE IN MILLIMETERS. DIMENSIONS IN BRACKETS [] ARE INCHES				
UNLESS OTHERWISE SPECIFIED, DIMENSIONS DO NOT INCLUDE PLATING.				
⊙	DENOTES CRITICAL CHARACTERISTICS.			
CPK	DENOTES CPK DIMENSIONS, -MINIMUM CPK VALUE			
ST	DENOTES A CHARACTERISTIC THAT PROVIDES AN INDICATION OF PROCESS PERFORMANCE. PROCEDURE FOR MEASUREMENT AND TRACKING TO BE DEFINED IN LITTELFUSE INSPECTION INSTRUCTIONS			
CP	DENOTES CP DIMENSIONS, -MINIMUM CP VALUE MUST BE WITHIN THE DIMENSIONAL LIMITATIONS SHOWN ON DRAWING AND INITIALLY LOCATED TO ALLOW FOR MAXIMUM TOOL LIFE			
COPIES TO		MATL SPEC		
1	9	18	FINISH	
2	10	19		
3	12	20		
4	13	21	DRW	FYUE
5	14	23	DATE	01/28/14
6	15	33	SCALE	2:1
7	16	43	CHK	DATE
8	17	53	APPD	DATE
		FINSH GOOD WT		
		GRAMS/PIECE		
TOLERANCES UNLESS OTHERWISE SPECIFIED (REF. ISO 2768-mK)				
DIMENSION	0.5 - 3	3 - 6	6 - 30	30 - 120
TOLERANCE	+0.1	+0.1	+0.2	+0.3
3RD ANGLE PROJECTION				
TITLE		MINI ADD-A-CIRCUIT		
Littelfuse		REVISION	DRWG. NO.	OUTLINE
DES PLAINES, ILLINOIS 60016		A	0L-OFHMO200Z	

METRIC ASSEMBLY

CAD GENERATED DRAWING - NO PENCIL CHANGES ALLOWED