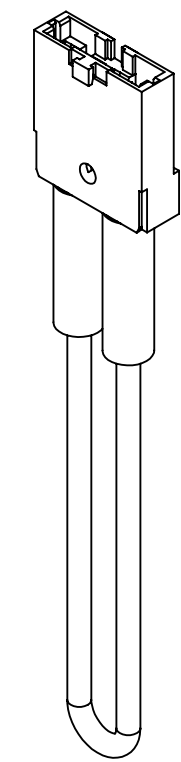
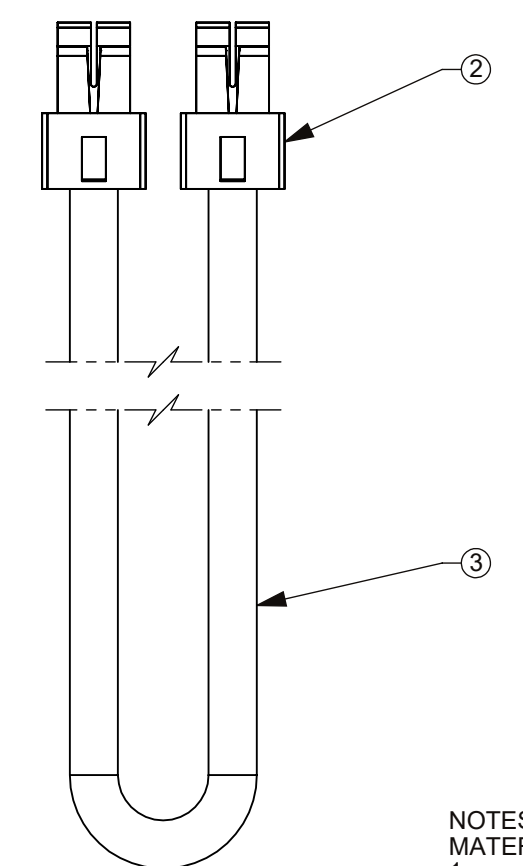
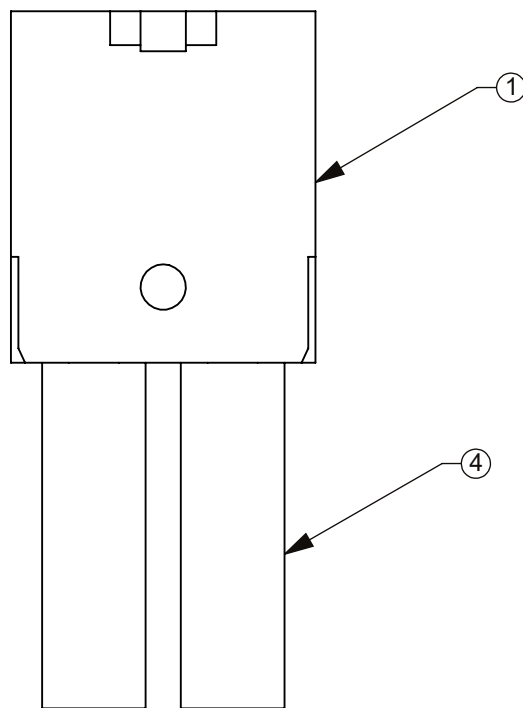
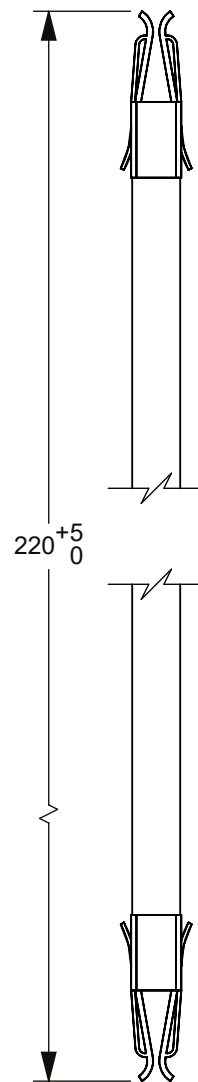


THIS DRAWING AND THE INFORMATION CONTAINED WITHIN IT ARE CONFIDENTIAL AND MAY NOT BE COPIED OR DISCLOSED WITHOUT THE WRITTEN PERMISSION OF LITTELFUSE.

ART. NR.	DESCRIPTION
178.6152.2501	FKH-HOLDER WITH LOOP 2,5mm <sup>2</sup>

REVISIONS				
ZONE	REV.	DESCRIPTION	DATE	APPROVED
	A	PCO #5300128. INITIAL RELEASE. DSILVA.	11/7/2022	L.ARGIL



NO.	COMPONENT NO.	COMPONENT NAME	QTY/M	U/M
4	-	SHRINK TUBING	2	EA
3	-	LEAD WIRE - YELLOW	1	EAD
2	-	ATO CONTACT TERMINAL	2	EAD
1	-	FKH-HOLDER	1	EAD

TOLERANCES UNLESS OTHERWISE SPECIFIED (REF. ISO 2768-mK)										
.5 to 3	>3 to 6	>6 to 30	>30 to 120	>120 to 400						ANGLE
±0.10	±0.10	±0.20	±0.30	±0.50						NONE

DIMENSIONS ARE SHOWN IN MILLIMETERS. DIMENSIONS AND TOLERANCES ARE DEFINED ACCORDING TO ANSI/ASME Y14.5-1994.

PER CHI-NPD20-0008 PROCEDURE	SYMBOL	DESCRIPTION
●		FIT/ FUNCTION CRITICAL CHARACTERISTICS
<S>		SAFETY/ COMPLIANCE CRITICAL CHARACTERISTICS SYMBOL
CPK		DENOTES CPK DIMENSIONS MINIMUM CPK VALUE
ST		DENOTES A CHARACTERISTIC THAT PROVIDES AN INDICATION OF PROCESS PERFORMANCE.PROCEDURE FOR MEASUREMENTAND TRACKINGTO BE DEFINED IN LITTELFUSE INSPECTION INSTRUCTIONS
CP		DENOTES CP DIMENSIONS. -MINIMUM CP VALUE MUST BE WITHIN THE DIMENSIONAL LIMITATIONS SHOWN ON DRAWING AND INITIALLY LOCATED TO ALLOW FOR MAXIMUM TOOL LIFE

- NOTES:  
MATERIAL:  
1. FKH HOLDER: THERMOPLASTIC  
2. ATO CONTACTS TERMINALS: COPPER ALLOY  
3. SHRINK TUBING: HEAT SHRINKABLE POLYMER  
4. LEAD WIRE-YELLOW: COPPER

DRAWN	DSILVA	DATE	9/27/2022	<p><b>Littelfuse</b> Expertise Applied   Answers Delivered</p>
CHECKED	-	-	-	
FORM NO: CVP-PE40-0003 REV B				TITLE
THIRD ANGLE PROJECTION				HOLDER FKH (ATO) W/ WIRE LOOP 2.5MM2
DO NOT SCALE DRAWING	SCALE 1:1	SIZE	B	DWG. NO.
				OUTLINE
				OL-178.6152.2500
				REV. A
SHEET 1 OF 1				