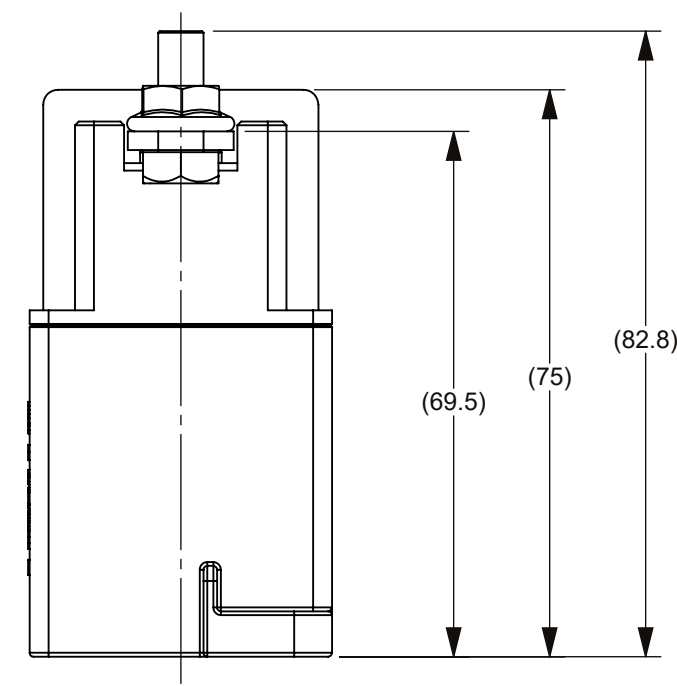
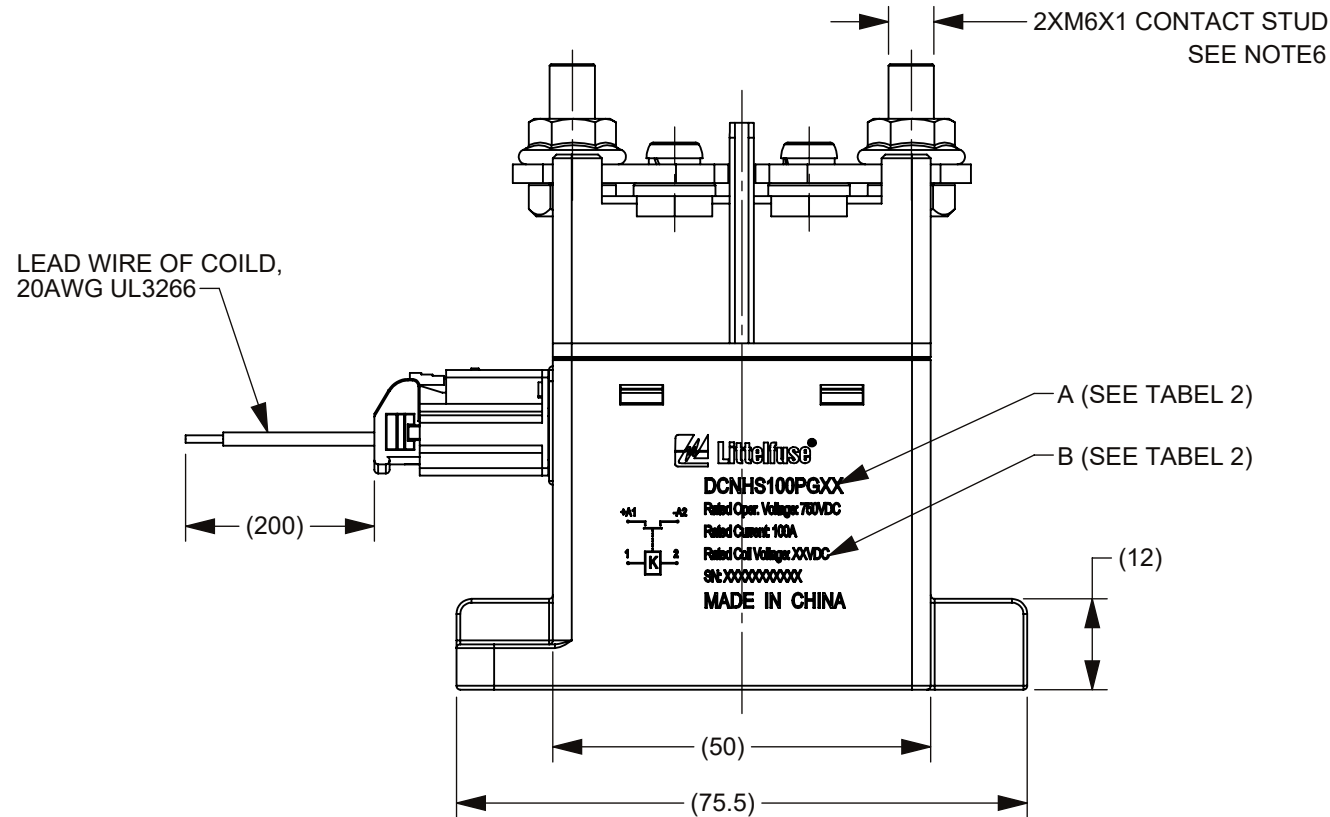
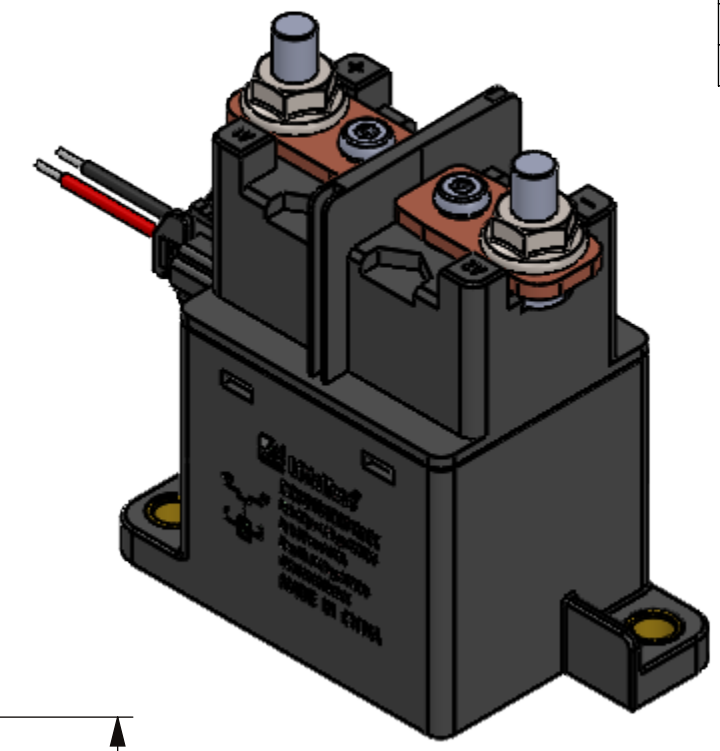
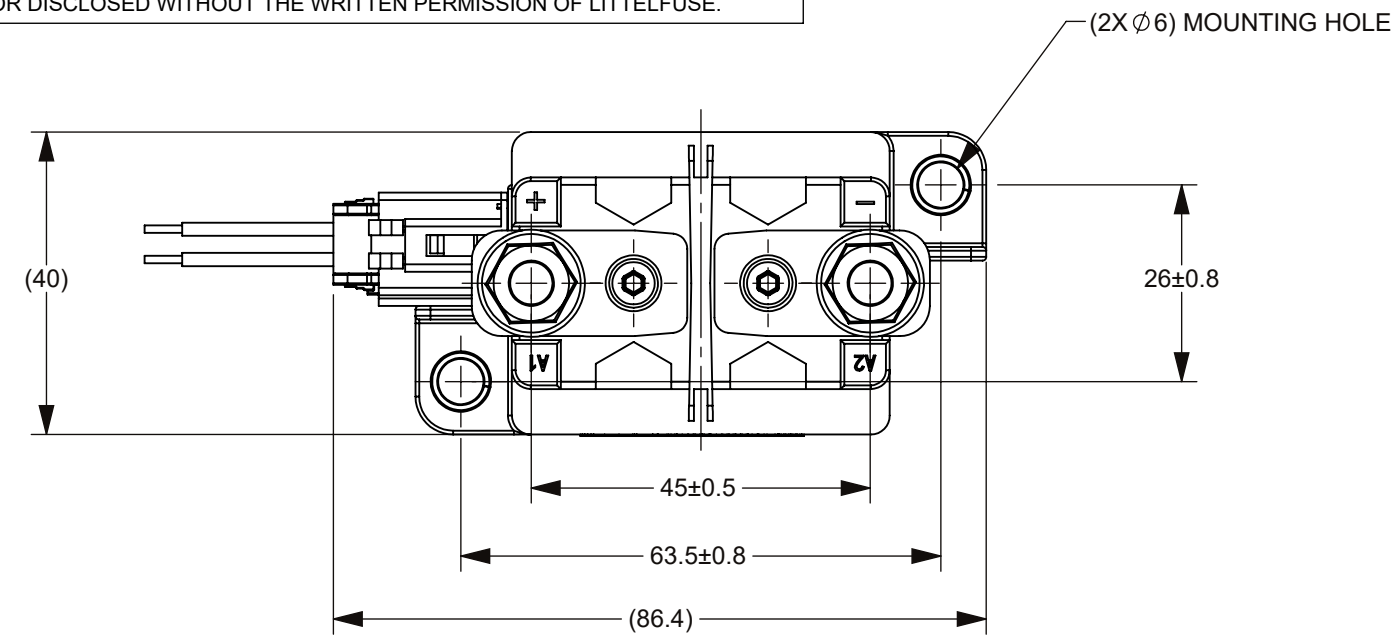


REVISIONS				
ZONE	REV.	DESCRIPTION	DATE	APPROVED
	A	GCF#525135 INITIAL RELEASE	JAN./30/2022	D. ZHANG

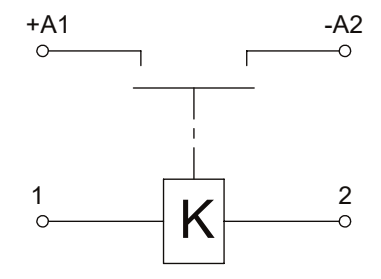


PRODUCT PN	RATED COIL VOLTAGE (V DC)	"A" ON NAMEPLATE	"B" ON NAMEPLATE
DCNH100PG12	12	DCNH100PG12	12VDC
DCNH100PG24	24	DCNH100PG24	24VDC
DCNH100PG48	48	DCNH100PG48	48VDC

TABLE 1: TECHNICAL PARAMETERS

ITEM	PARAMETER	DCNH100PG12			DCNH100PG24			DCNH100PG48		
		DCNH100PG12	DCNH100PG24	DCNH100PG48	DCNH100PG12	DCNH100PG24	DCNH100PG48	DCNH100PG12	DCNH100PG24	DCNH100PG48
RATED COIL VOLTAGE		12V DC	24V DC	48V DC						
OPERATING VOLTAGE IN COLD STATE AT (20±5)°C	PICKUP (V DC)	MAX 8.4	MAX 16.8	MAX 33.6						
	RELEASE (V DC)	MIN 1	MIN 1.9	MIN 3.8						
OPERATE TIME		MAX 30ms								
RELEASE TIME		MAX 30ms								
BOUNCE TIME		MAX 7ms								
MAIN CONTACT RESISTANCE (@ 100A)		MAX 2mΩ								
DIELECTRIC STRENGTH (LEAKAGE CURRENT ≤1 mA)		2500V AC, 50Hz, 1min.								
INSULATION RESISTANCE		≥100MΩ @500VDC								
RATED CONTACT VOLTAGE		750V DC								
MAXIMUM CONTACT VOLTAGE		1000V DC								
RATED CONTACT CURRENT		100A								
LIMIT BREAKING ABILITY		4le/5ms, 1 CYCLES								
ELECTRIC LIFE		5000 CYCLES @750V								
MECHANICAL LIFE		200000 CYCLES								
WORKING DUTY		CONTINUOUS								

CIRCUIT SCHEMATIC DIAGRAM



- NOTES:
- ALL SIZES ARE FOR REFERENCE ONLY.
 - MATERIALS AND FINISHED:
 - HOUSING: THERMOSETTING PLASTIC, UL94V-0.
 - CONTACTS: SILVER ALLOY.
 - PRODUCT PN AND NAMEPLATE CONFIGURATION RELATION SEE TABLE 2.
 - PRODUCT TECHNICAL PARAMETERS: SEE TABLE 1.
 - MAIN CONTACT ARRANGEMENT: SPST-NO.
 - CONNECTION BOLT: M6 BOLT, RECOMMENDED TORQUE 4 N·m ~ 6 N·m.
 - MOUNTING: M6 BOLT, RECOMMENDED TORQUE 4 N·m ~ 6 N·m.

DIMENSIONS ARE SHOWN IN MILLIMETERS. DIMENSIONS AND TOLERANCES ARE DEFINED ACCORDING TO ANSI/ASME Y14.5-1994.

PER CHNPD20-008 PROCEDURE

- FIT/ FUNCTION CRITICAL CHARACTERISTICS
- <S> SAFETY/ COMPLIANCE CRITICAL CHARACTERISTICS SYMBOL
- CPK DENOTES CPK DIMENSIONS MINIMUM CPK VALUE
- (ST) DENOTES A CHARACTERISTIC THAT PROVIDES AN INDICATION OF PROCESS PERFORMANCE PROCEDURE FOR MEASUREMENT AND TRACKING TO BE DEFINED IN LITTELFUSE INSPECTION INSTRUCTIONS
- CP DENOTES CP DIMENSIONS. MINIMUM CP VALUE MUST BE WITHIN THE DIMENSIONAL LIMITATIONS SHOWN ON DRAWING AND INITIALLY LOCATED TO ALLOW FOR MAXIMUM TOOL LIFE

NAME	DATE	<p>Expertise Applied Answers Delivered</p>
DRAWN V. ZHANG	JAN./19/2022	
CHECKED J. LI	JAN./30/2022	

FORM NO. CVP-PE40-0005 REV B
THIRD ANGLE PROJECTION

TITLE: DCNH100A 750V COIL CONTACTOR

SIZE C DWG. NO. OL-DCNH100PG.CHART REV. A

DO NOT SCALE DRAWING SCALE 1:1 SHEET 1 OF 1