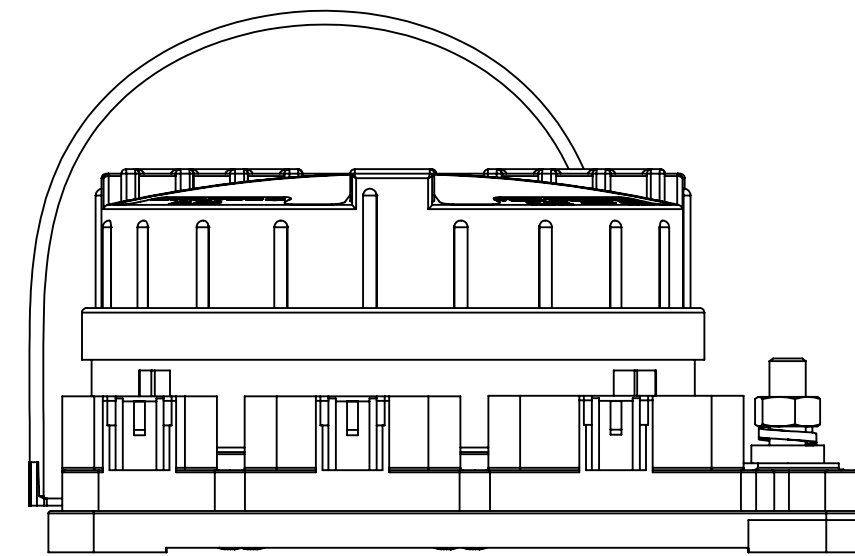
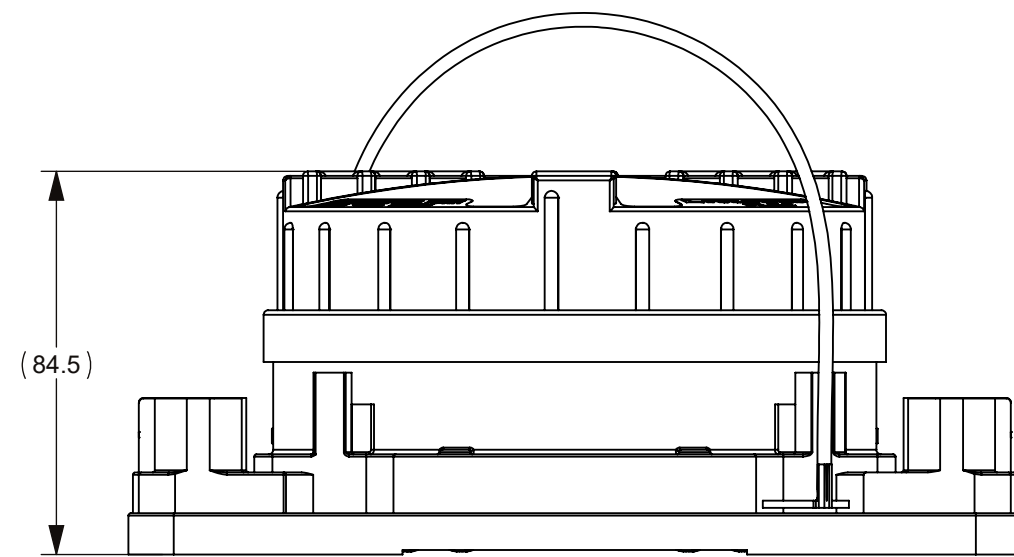
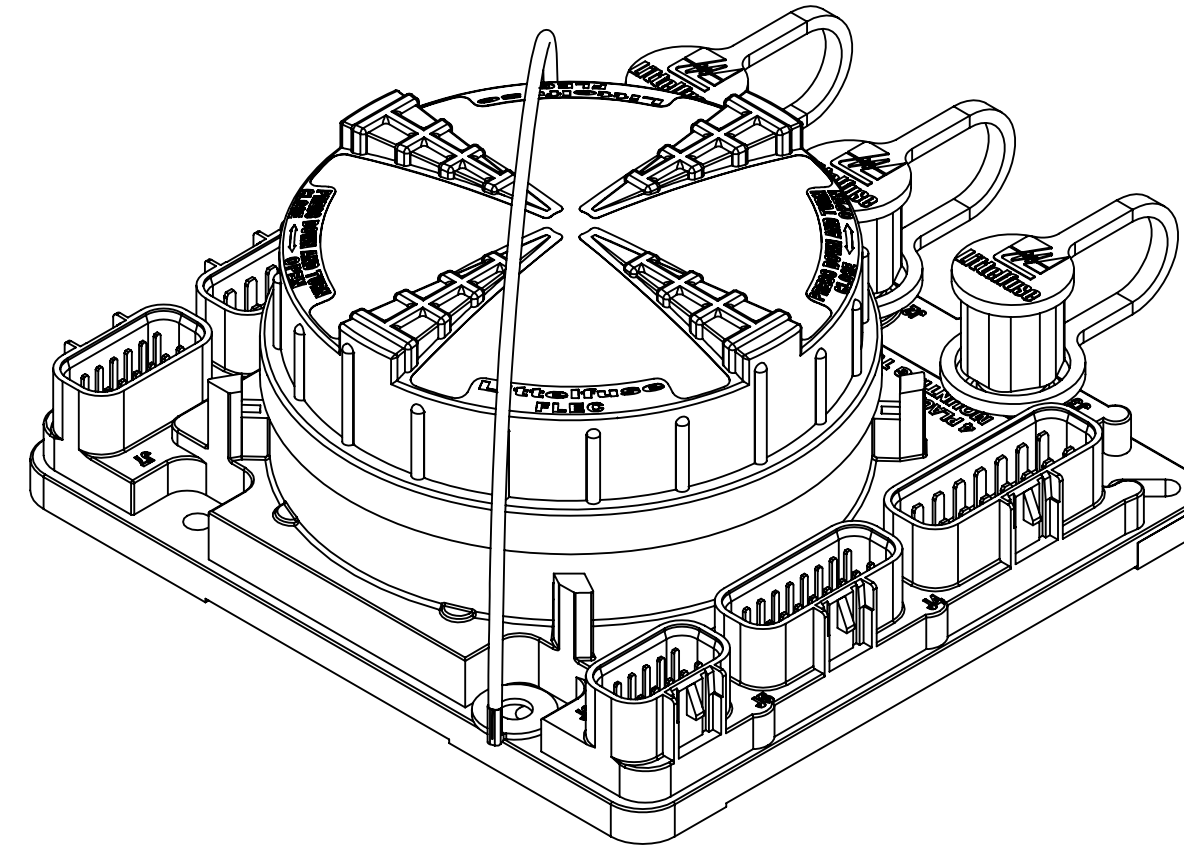
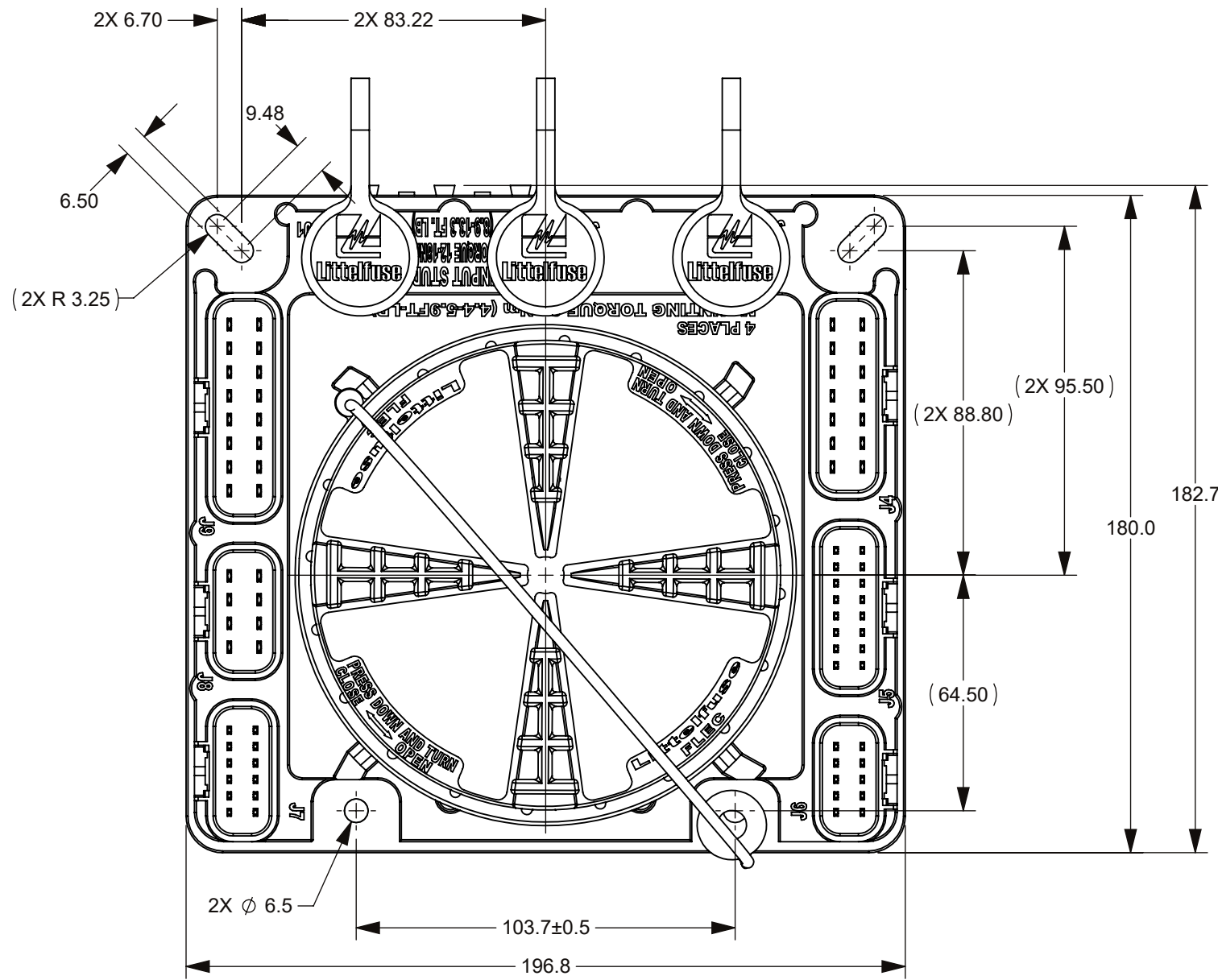


THIS DRAWING AND THE INFORMATION CONTAINED WITHIN IT ARE CONFIDENTIAL AND MAY NOT BE COPIED OR DISCLOSED WITHOUT THE WRITTEN PERMISSION OF LITTELFUSE.

REVISIONS				
ZONE	REV.	DESCRIPTION	DATE	APPROVED
	A	PCO #5300320. INITIAL RELEASE. DSILVA.	7/18/2023	E.FLORES



NOTES:

1.- MATERIAL:

- 1.1.- HOUSING: UL 94V-0 30% GFPA6
- 1.2.- COVER: UL 94V-0 30% GF-PET
- 1.3.- COVER GASKET: SILICON RUBBER

2.- OPERATING TEMPERATURE RANGE: -40 C TO +85 C

3.- FLEC MATES WITH DELPHI GT SERIES 150 AND 280 CONNECTORS

4.- TORQUE M8 NUTS TO 12-18 NM (8.9-13.3 FT.LB)

5.- OPTIONAL TETHER TO BE INSTALLED IN COVER AND ATTACHED TO MOUNTING HOLE BOLT

ITEM NO.	PART NUMBER	DESCRIPTION	QTY.	U/M
DIMENSIONS ARE SHOWN IN MILLIMETERS. DIMENSIONS AND TOLERANCES ARE DEFINED ACCORDING TO ANSIA/SME Y14.5-1994.				
●	FIT/ FUNCTION CRITICAL CHARACTERISTICS			
<S>	SAFETY/ COMPLIANCE CRITICAL CHARACTERISTICS SYMBOL			
CPK	DENOTES CPK DIMENSIONS MINIMUM CPK VALUE			
(ST)	DENOTES A CHARACTERISTIC THAT PROVIDES AN INDICATION OF PROCESS PERFORMANCE. PROCEDURE FOR MEASUREMENT AND TRACKING TO BE DEFINED IN LITTELFUSE INSPECTION INSTRUCTIONS			
CP	DENOTES CP DIMENSIONS. -MINIMUM CP VALUE MUST BE WITHIN THE DIMENSIONAL LIMITATIONS SHOWN ON DRAWING AND INITIALLY LOCATED TO ALLOW FOR MAXIMUM TOOL LIFE			
NAME	DATE	Littelfuse Expertise Applied Answers Delivered		
DRAWN	D.SILVA	6/13/2023	TITLE FLEC MARKET	
CHECKED	-	-	SIZE C	
FORM NO. CVP-PE40-0005 REV B		DWG. NO. OUTLINE		
THIRD ANGLE PROJECTION		SCALE 1:2		
DO NOT SCALE DRAWING		SCALE 1:2		REV. A
				SHEET 1 OF 3

RELAY	TYPE
R1	12V 35A
R2	12V 35A
R3	12V 35A
R4	12V 35A
R5	12V 35A
R6	12V 35A
R7	12V 35A
R8	12V 35A
R9	12V 35A
R10	12V 35A
R11	12V 35A
R12	12V 35A
R13	12V 35A
R14	12V 35A
R15	12V 35A
R16	12V 35A
R17	12V 35A
R18	12V 35A

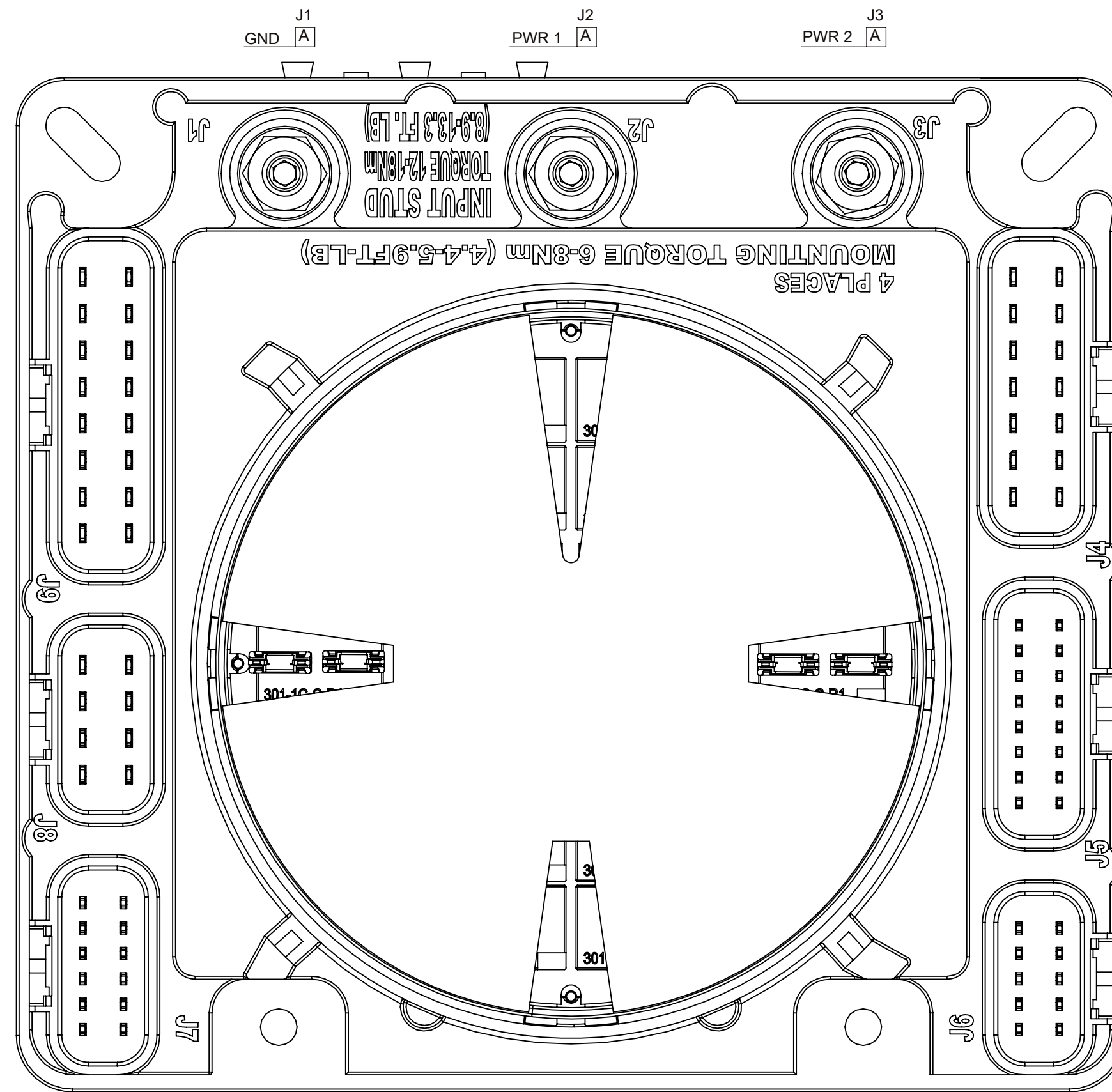
FUSE	AMPS
F1	30
F2	30
F3	30
F4	30
F5	30
F6	30
F7	30
F8	30
F9	30
F10	30
F11	30
F12	30
F13	30
F14	30

FUSE	AMPS
F15	30
F16	30
F17	30
F18	30
F19	15
F20	15
F21	30
F22	30
F23	15
F24	15
F25	30
F26	30
F27	15
F28	15

J9			
R14-87a	H	S	R13-87
F17	G	R	R14-87
R7-87a	F	P	R1-87a
R15-87a	E	N	R16-87
R2-87a	D	M	R7-87
R4-87a	C	L	R1-87
R2-87	B	K	R15-87
R3-87	A	J	R3-87a

J8			
F25	D	H	R6-87
R4-87	C	G	R5-87
F26	B	F	R5-87a
R6-87a	A	E	F25

J7			
R1-86	F	M	R2-86
R14-86	E	L	R15-86
R3-86	D	K	R5-86
R4-86	C	J	F18
F18	B	H	R17-87
R17-86	A	G	R6-86



J4			
R13-87a	H	A	F21
R16-87a	J	B	R12-87
R12-87a	K	C	R11-87
R11-87a	L	D	R10-87
R10-87a	M	E	R8-87
R9-87	N	F	R8-87a
R9-87a	P	G	F26

J5			
R12-86	J	A	R13-86
R11-86	K	B	R16-86
R10-86	L	C	F19
F20	M	D	F22
F23	N	E	F22
F27	P	F	F27
F28	R	G	R9-86
F24	S	H	F28

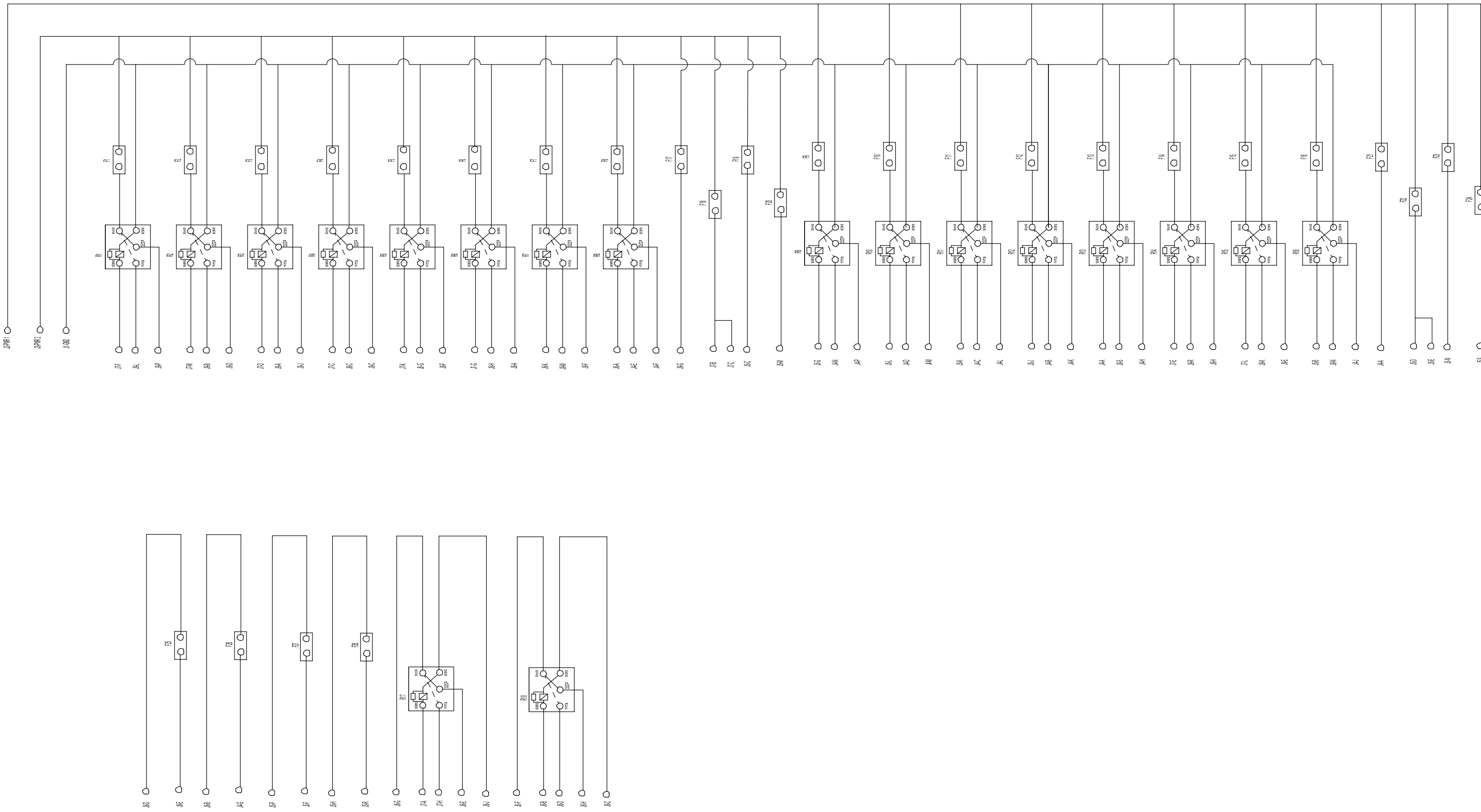
J6			
R18-30	F	A	R8-86
R17-30	G	B	R18-86
R18-87a	H	C	R18-85
R17-85	J	D	R18-87
R7-86	K	E	R17-87a

DIMENSIONS ARE SHOWN IN MILLIMETERS. DIMENSIONS AND TOLERANCES ARE DEFINED ACCORDING TO ANSIS/ASME Y14.5-1994.

●	FTI/ FUNCTION CRITICAL CHARACTERISTICS
<S>	SAFETY/ COMPLIANCE CRITICAL CHARACTERISTICS SYMBOL
CPK	DENOTES CPK DIMENSIONS MINIMUM CPK VALUE
(ST)	DENOTES A CHARACTERISTIC THAT PROVIDES AN INDICATION OF PROCESS PERFORMANCE. PROCEDURE FOR MEASUREMENT AND TRACKING TO BE DEFINED IN LITTELFUSE INSPECTION INSTRUCTIONS
CP	DENOTES CP DIMENSIONS. MINIMUM CP VALUE MUST BE WITHIN THE DIMENSIONAL LIMITATIONS SHOWN ON DRAWING AND INITIALLY LOCATED TO ALLOW FOR MAXIMUM TOOL LIFE

NAME	DATE	 Expertise Applied Answers Delivered
DRAWN	D.SILVA 6/13/2023	
CHECKED		
FORM NO. CVP-PE40-0005 REV B		TITLE
THIRD ANGLE PROJECTION		FLEC MARKET
SIZE	DWG. NO.	REV.
C	OUTLINE	OL-FLEC3000Z-0 A
DO NOT SCALE DRAWING		SHEET 2 OF 3

THIS DRAWING AND THE INFORMATION CONTAINED WITHIN IT ARE CONFIDENTIAL AND MAY NOT BE COPIED OR DISCLOSED WITHOUT THE WRITTEN PERMISSION OF LITTELFUSE.



DIMENSIONS ARE SHOWN IN MILLIMETERS. DIMENSIONS AND TOLERANCES ARE DEFINED ACCORDING TO ANSIA/SME Y14.5-1994.		
●	FIT/ FUNCTION CRITICAL CHARACTERISTICS	
<S>	SAFETY/ COMPLIANCE CRITICAL CHARACTERISTICS SYMBOL	
CPK	DENOTES CPK DIMENSIONS MINIMUM CPK VALUE	
(ST)	DENOTES A CHARACTERISTIC THAT PROVIDES AN INDICATION OF PROCESS PERFORMANCE. PROCEDURE FOR MEASUREMENT AND TRACKING TO BE DEFINED IN LITTELFUSE INSPECTION INSTRUCTIONS	
CP	DENOTES CP DIMENSIONS. -MINIMUM CP VALUE MUST BE WITHIN THE DIMENSIONAL LIMITATIONS SHOWN ON DRAWING AND INITIALLY LOCATED TO ALLOW FOR MAXIMUM TOOL LIFE	
PER CH-HPD20-008 PROCEDURE		
NAME	DATE	
DRAWN D.SILVA	6/13/2023	
CHECKED		
FORM NO. CVP-PE40-0005 REV B		
THIRD ANGLE PROJECTION		
Expertise Applied Answers Delivered		
TITLE		
FLEC MARKET		
SIZE C	DWG. NO. OUTLINE	REV. A
DO NOT SCALE DRAWING	SCALE 1:1	SHEET 3 OF 3