

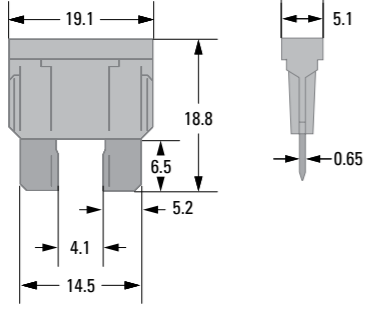

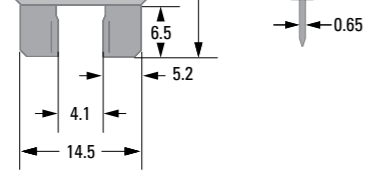

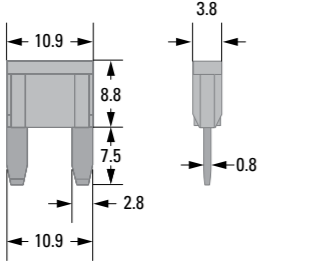


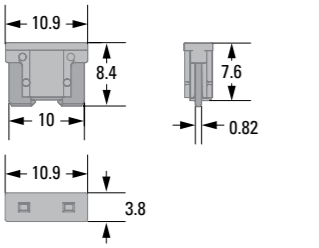

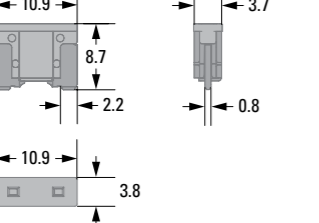



BLADE Fuse Selection Chart




Fuse Type	Actual Fuse Size (Dimensions in mm)	Part No.	Electrical Characteristics				Recommended Environmental Temperature	Materials				Mating Terminal Size	Standard & Certifications																																				
			Voltage	Interrupting Current	Fuse Ratings	Operating Times		Metal	Plating	Housing	Cover																																						
ATO 		0287*** .PXS	32 V	1000 A	<ul style="list-style-type: none"> 1A 15A 2A 20A 3A 25A 4A 30A 5A 35A 7.5A 40A 10A 	FAST ACTING <table border="1"> <thead> <tr> <th>% of Rating</th> <th>Current Rating (A)</th> <th>Opening Time Min. / Max. (s)</th> </tr> </thead> <tbody> <tr><td>100</td><td>35-40</td><td>360 000 / -</td></tr> <tr><td>110</td><td>1-30</td><td>360 000 / -</td></tr> <tr><td>135</td><td>1-2</td><td>0.35 / 600</td></tr> <tr><td>160</td><td>3-40</td><td>0.750 / 600</td></tr> <tr><td>200</td><td>1-40</td><td>0.250 / 50</td></tr> <tr><td>350</td><td>1-2</td><td>0.1 / 5</td></tr> <tr><td>600</td><td>3-40</td><td>0.15 / 5</td></tr> <tr><td></td><td>1-2</td><td>0.02 / 0.5</td></tr> <tr><td></td><td>3-40</td><td>0.08 / 0.5</td></tr> <tr><td></td><td>1-30</td><td>0.1 max</td></tr> <tr><td></td><td>35-40</td><td>0.15 max</td></tr> </tbody> </table>	% of Rating	Current Rating (A)	Opening Time Min. / Max. (s)	100	35-40	360 000 / -	110	1-30	360 000 / -	135	1-2	0.35 / 600	160	3-40	0.750 / 600	200	1-40	0.250 / 50	350	1-2	0.1 / 5	600	3-40	0.15 / 5		1-2	0.02 / 0.5		3-40	0.08 / 0.5		1-30	0.1 max		35-40	0.15 max	-40 °C to + 125 °C	Zn	Ag / Ni	PA66 (UL94 V2)	-	Female Terminal 6.3 mm (250)	SAE J1284 ISO 8820-3 (Type C) RoHS UL (AU1410) CSA 29862
% of Rating	Current Rating (A)	Opening Time Min. / Max. (s)																																															
100	35-40	360 000 / -																																															
110	1-30	360 000 / -																																															
135	1-2	0.35 / 600																																															
160	3-40	0.750 / 600																																															
200	1-40	0.250 / 50																																															
350	1-2	0.1 / 5																																															
600	3-40	0.15 / 5																																															
	1-2	0.02 / 0.5																																															
	3-40	0.08 / 0.5																																															
	1-30	0.1 max																																															
	35-40	0.15 max																																															
ATOF 		0287*** .PXCN	32 V	1000 A	<ul style="list-style-type: none"> 1A 15A 2A 20A 3A 25A 4A 30A 5A 35A 7.5A 40A 10A SHUNT 	FAST ACTING <table border="1"> <thead> <tr> <th>% of Rating</th> <th>Current Rating (A)</th> <th>Opening Time Min. / Max. (s)</th> </tr> </thead> <tbody> <tr><td>100</td><td>35-40</td><td>360 000 / -</td></tr> <tr><td>110</td><td>1-30</td><td>360 000 / -</td></tr> <tr><td>135</td><td>1-2</td><td>0.35 / 600</td></tr> <tr><td>160</td><td>3-40</td><td>0.750 / 600</td></tr> <tr><td>200</td><td>1-40</td><td>0.250 / 50</td></tr> <tr><td>350</td><td>1-2</td><td>0.1 / 5</td></tr> <tr><td>600</td><td>3-40</td><td>0.15 / 5</td></tr> <tr><td></td><td>1-2</td><td>0.02 / 0.5</td></tr> <tr><td></td><td>3-40</td><td>0.08 / 0.5</td></tr> <tr><td></td><td>1-30</td><td>0.1 max</td></tr> <tr><td></td><td>35-40</td><td>0.15 max</td></tr> </tbody> </table>	% of Rating	Current Rating (A)	Opening Time Min. / Max. (s)	100	35-40	360 000 / -	110	1-30	360 000 / -	135	1-2	0.35 / 600	160	3-40	0.750 / 600	200	1-40	0.250 / 50	350	1-2	0.1 / 5	600	3-40	0.15 / 5		1-2	0.02 / 0.5		3-40	0.08 / 0.5		1-30	0.1 max		35-40	0.15 max	-40 °C to + 125 °C	Zn	Sn	PA66 (UL94 V2)	-	Female Terminal 6.3 mm (250)	SAE J1284 ISO 8820-3 (Type C) RoHS UL (AU1410) CSA 29862
% of Rating	Current Rating (A)	Opening Time Min. / Max. (s)																																															
100	35-40	360 000 / -																																															
110	1-30	360 000 / -																																															
135	1-2	0.35 / 600																																															
160	3-40	0.750 / 600																																															
200	1-40	0.250 / 50																																															
350	1-2	0.1 / 5																																															
600	3-40	0.15 / 5																																															
	1-2	0.02 / 0.5																																															
	3-40	0.08 / 0.5																																															
	1-30	0.1 max																																															
	35-40	0.15 max																																															
MINI 32 V 		0297*** .WXNV 0297*** .U 0297*** .H 0297*** .L 0297*** .WXT	32 V	1000 A	<ul style="list-style-type: none"> 2A 15A 3A 20A 4A 25A 5A 30A 7.5A SHUNT 10A 	FAST ACTING <table border="1"> <thead> <tr> <th>% of Rating</th> <th>Opening Time Min. / Max. (s)</th> </tr> </thead> <tbody> <tr><td>110</td><td>360 000 / -</td></tr> <tr><td>135</td><td>0.75 / 600</td></tr> <tr><td>200</td><td>0.15 / 5</td></tr> <tr><td>350</td><td>0.08 / 0.5</td></tr> <tr><td>600</td><td>0.03 / 0.1</td></tr> </tbody> </table>	% of Rating	Opening Time Min. / Max. (s)	110	360 000 / -	135	0.75 / 600	200	0.15 / 5	350	0.08 / 0.5	600	0.03 / 0.1	-40 °C to + 125 °C	Zn	Sn	PA66 (UL94 V2)	-	Female Terminal 2.8 mm (110)	SAE J2077 ISO 8820-3 (Type F) RoHS																								
% of Rating	Opening Time Min. / Max. (s)																																																
110	360 000 / -																																																
135	0.75 / 600																																																
200	0.15 / 5																																																
350	0.08 / 0.5																																																
600	0.03 / 0.1																																																
MINI 58 V 		0997*** .WXN	58 V	1000 A		FAST ACTING <table border="1"> <thead> <tr> <th>% of Rating</th> <th>Opening Time Min. / Max. (s)</th> </tr> </thead> <tbody> <tr><td>110</td><td>360 000 / -</td></tr> <tr><td>135</td><td>0.75 / 600</td></tr> <tr><td>200</td><td>0.15 / 5</td></tr> <tr><td>350</td><td>0.08 / 0.5</td></tr> <tr><td>600</td><td>0.03 / 0.1</td></tr> </tbody> </table>	% of Rating	Opening Time Min. / Max. (s)	110	360 000 / -	135	0.75 / 600	200	0.15 / 5	350	0.08 / 0.5	600	0.03 / 0.1	-40 °C to + 125 °C	Zn	Ag	PA66 (UL94 V2)	-	Female Terminal 2.8 mm (110)	SAE J2077 ISO 8820-3 (Type F) UL-248 RoHS																								
% of Rating	Opening Time Min. / Max. (s)																																																
110	360 000 / -																																																
135	0.75 / 600																																																
200	0.15 / 5																																																
350	0.08 / 0.5																																																
600	0.03 / 0.1																																																
LP MINI 		0891*** .NXS 0891*** .U 0891*** .H	58 V	1000 A	<ul style="list-style-type: none"> 2A 15A 5A 20A 7.5A 25A 10A 30A 	FAST ACTING <table border="1"> <thead> <tr> <th>% of Rating</th> <th>Opening Time Min. / Max. (s)</th> </tr> </thead> <tbody> <tr><td>110</td><td>360 000 / -</td></tr> <tr><td>135</td><td>0.75 / 120</td></tr> <tr><td>200</td><td>0.15 / 5</td></tr> <tr><td>350</td><td>0.08 / 0.25</td></tr> <tr><td>600</td><td>0.03 / 0.1</td></tr> </tbody> </table>	% of Rating	Opening Time Min. / Max. (s)	110	360 000 / -	135	0.75 / 120	200	0.15 / 5	350	0.08 / 0.25	600	0.03 / 0.1	-40 °C to + 125 °C	Zn	Ag	PA66 (UL94 HB)	-	Female Terminal 2.8 mm (110)	ISO 8820-9 (Type K)																								
% of Rating	Opening Time Min. / Max. (s)																																																
110	360 000 / -																																																
135	0.75 / 120																																																
200	0.15 / 5																																																
350	0.08 / 0.25																																																
600	0.03 / 0.1																																																
LP MINI 10.9 		0891*** .NXWS			<ul style="list-style-type: none"> 5A 20A 7.5A 25A 10A 30A 15A 	FAST ACTING <table border="1"> <thead> <tr> <th>% of Rating</th> <th>Opening Time Min. / Max. (s)</th> </tr> </thead> <tbody> <tr><td>110</td><td>360 000 / -</td></tr> <tr><td>135</td><td>0.75 / 120</td></tr> <tr><td>200</td><td>0.15 / 5</td></tr> <tr><td>350</td><td>0.08 / 0.25</td></tr> <tr><td>600</td><td>0.03 / 0.1</td></tr> </tbody> </table>	% of Rating	Opening Time Min. / Max. (s)	110	360 000 / -	135	0.75 / 120	200	0.15 / 5	350	0.08 / 0.25	600	0.03 / 0.1	-40 °C to + 125 °C	Zn	Ag	PA66 (UL94 HB)	-	Female Terminal 2.8 mm (110)	ISO 8820-9 (Type K)																								
% of Rating	Opening Time Min. / Max. (s)																																																
110	360 000 / -																																																
135	0.75 / 120																																																
200	0.15 / 5																																																
350	0.08 / 0.25																																																
600	0.03 / 0.1																																																


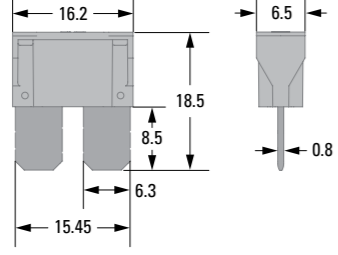

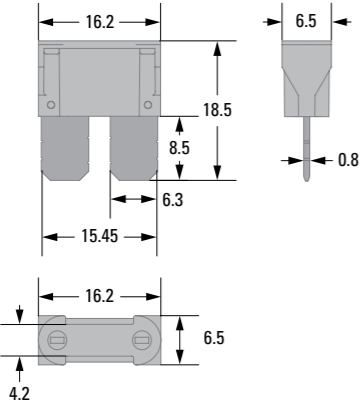
BLADE Fuse Selection Chart




Fuse Type	Actual Fuse Size (Dimensions in mm)	Part No.	Electrical Characteristics				Recommended Environmental Temperature	Materials				Mating Terminal Size	Standard & Certifications		
			Voltage	Interrupting Current	Fuse Ratings	Operating Times		Metal	Plating	Housing	Cover				
MICRO 2		0327*** .YXT2	32 V	1000 A	3A 20A 5A 25A 7.5A 30A 10A SHUNT 15A	FAST ACTING		-40 °C to + 125 °C	Zn	Sn	PA66 (UL94 V2)	-	Female Terminal 2.8 mm (110)	SAE2741 ISO 8820-12:2020 (Type N) RoHS	
		0327***				<table border="1"> <thead> <tr> <th>% of Rating</th> <th>Opening Time Min. / Max. (s)</th> </tr> </thead> <tbody> <tr><td>110</td><td>360 000 / -</td></tr> <tr><td>135</td><td>0.75 / 120</td></tr> <tr><td>160</td><td>0.3 / 50</td></tr> <tr><td>200</td><td>0.15 / 5</td></tr> <tr><td>350</td><td>0.04 / 0.5</td></tr> <tr><td>600</td><td>0.02 / 0.1</td></tr> </tbody> </table>	% of Rating								Opening Time Min. / Max. (s)
% of Rating	Opening Time Min. / Max. (s)														
110	360 000 / -														
135	0.75 / 120														
160	0.3 / 50														
200	0.15 / 5														
350	0.04 / 0.5														
600	0.02 / 0.1														
MICRO 3		0337***	32 V	1000 A	3A 10A 5A 15A 7.5A SHUNT	FAST ACTING		-40 °C to + 125 °C	Zn	Ag	PA66 (UL94 V2)	-	Female Terminal 2.8 mm (110)	SAE2741 ISO 8820-13 (Type P) RoHS	
						<table border="1"> <thead> <tr> <th>% of Rating</th> <th>Opening Time Min. / Max. (s)</th> </tr> </thead> <tbody> <tr><td>110</td><td>360 000 / -</td></tr> <tr><td>135</td><td>0.75 / 120</td></tr> <tr><td>160</td><td>0.3 / 50</td></tr> <tr><td>200</td><td>0.15 / 5</td></tr> <tr><td>350</td><td>0.04 / 0.5</td></tr> <tr><td>600</td><td>0.02 / 0.1</td></tr> </tbody> </table>	% of Rating								Opening Time Min. / Max. (s)
% of Rating	Opening Time Min. / Max. (s)														
110	360 000 / -														
135	0.75 / 120														
160	0.3 / 50														
200	0.15 / 5														
350	0.04 / 0.5														
600	0.02 / 0.1														
MAXI 32 V		0299*** .ZXT	32 V	1000 A	20A 50A 25A 60A 30A 70A 35A 80 A 40A	SLOW BLOW		-40 °C to + 125 °C	Zn	Sn	PA66 (UL94 V2)	-	Female Terminal 8 mm (312)	ISO 8820-3 (Type E) SAE J 1888 SAE 2576 RoHS	
		0299***				<table border="1"> <thead> <tr> <th>% of Rating</th> <th>Opening Time Min. / Max. (s)</th> </tr> </thead> <tbody> <tr><td>100</td><td>360 000 / -</td></tr> <tr><td>135</td><td>60 / 1800</td></tr> <tr><td>200</td><td>2 / 60</td></tr> <tr><td>350</td><td>0.02 / 7</td></tr> <tr><td>600</td><td>0.04 / 1</td></tr> </tbody> </table>	% of Rating								Opening Time Min. / Max. (s)
% of Rating	Opening Time Min. / Max. (s)														
100	360 000 / -														
135	60 / 1800														
200	2 / 60														
350	0.02 / 7														
600	0.04 / 1														
MAXI 58 V		0999*** .ZNX	58 V	1000 A	20A 50A 25A 60A 30A 70A 35A 80 A 40A	SLOW BLOW		-40 °C to + 125 °C	Zn	Ag	PA66 (UL94 V2)	-	Female Terminal 8 mm (312)	ISO 8820-3 (Type E) SAE J 1888 SAE 2576 RoHS	
						<table border="1"> <thead> <tr> <th>% of Rating</th> <th>Opening Time Min. / Max. (s)</th> </tr> </thead> <tbody> <tr><td>100</td><td>360 000 / -</td></tr> <tr><td>135</td><td>60 / 1800</td></tr> <tr><td>200</td><td>2 / 60</td></tr> <tr><td>350</td><td>0.02 / 7</td></tr> <tr><td>600</td><td>0.04 / 1</td></tr> </tbody> </table>	% of Rating								Opening Time Min. / Max. (s)
% of Rating	Opening Time Min. / Max. (s)														
100	360 000 / -														
135	60 / 1800														
200	2 / 60														
350	0.02 / 7														
600	0.04 / 1														


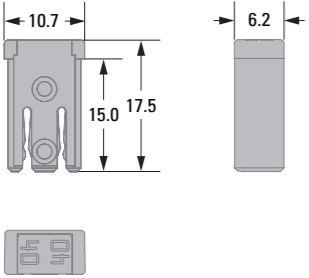

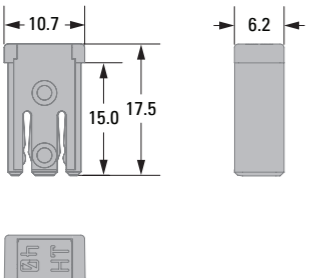
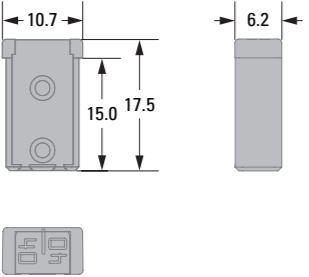

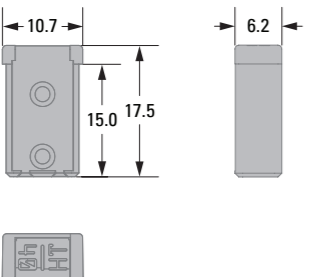
BLADE Fuse Selection Chart



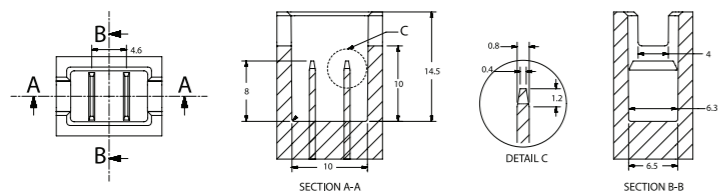
Fuse Type	Actual Fuse Size (Dimensions in mm)	Part No.	Electrical Characteristics				Recommended Environmental Temperature	Materials				Mating Terminal Size	Standard & Certifications														
			Voltage	Interrupting Current	Fuse Ratings	Operating Times		Metal	Plating	Housing	Cover																
 <p>MAXI+</p>		0899**** .Z	32 V	1000 A	<div style="display: flex; flex-wrap: wrap; gap: 5px;"> <div style="background-color: yellow; padding: 2px;">20A</div> <div style="background-color: orange; padding: 2px;">40A</div> <div style="background-color: white; border: 1px solid black; padding: 2px;">25A</div> <div style="background-color: red; padding: 2px;">50A</div> <div style="background-color: green; padding: 2px;">30A</div> <div style="background-color: blue; padding: 2px;">60A</div> <div style="background-color: teal; padding: 2px;">35A</div> </div>	<p style="text-align: center;"><i>SLOW BLOW</i></p> <table border="1"> <thead> <tr> <th>% of Rating</th> <th>Opening Time Min. / Max. (s)</th> </tr> </thead> <tbody> <tr><td>100</td><td>360 000 / -</td></tr> <tr><td>135</td><td>60 / 900</td></tr> <tr><td>160</td><td>10 / 100</td></tr> <tr><td>200</td><td>2 / 50</td></tr> <tr><td>350</td><td>0.2 / 7</td></tr> <tr><td>600</td><td>0.04 / 1</td></tr> </tbody> </table>	% of Rating	Opening Time Min. / Max. (s)	100	360 000 / -	135	60 / 900	160	10 / 100	200	2 / 50	350	0.2 / 7	600	0.04 / 1	-40 °C to + 125 °C	Zn	Ag	PA66 (UL94 V2)	-	Female Terminal 6.3 mm (250)	ISO 8820-10 (Type L) SAE J 1888 SAE 2576 RoHS
% of Rating	Opening Time Min. / Max. (s)																										
100	360 000 / -																										
135	60 / 900																										
160	10 / 100																										
200	2 / 50																										
350	0.2 / 7																										
600	0.04 / 1																										
 <p>MAXI+ RESTYLING</p>		0899**** .ZXR	32 V	1000 A	<div style="display: flex; flex-wrap: wrap; gap: 5px;"> <div style="background-color: yellow; padding: 2px;">20A</div> <div style="background-color: red; padding: 2px;">50A</div> <div style="background-color: white; border: 1px solid black; padding: 2px;">25A</div> <div style="background-color: blue; padding: 2px;">60A</div> <div style="background-color: green; padding: 2px;">30A</div> <div style="background-color: teal; padding: 2px;">35A</div> <div style="background-color: orange; padding: 2px;">40A</div> </div>	<table border="1"> <thead> <tr> <th>% of Rating</th> <th>Opening Time Min. / Max. (s)</th> </tr> </thead> <tbody> <tr><td>100</td><td>360 000 / -</td></tr> <tr><td>135</td><td>60 / 900</td></tr> <tr><td>160</td><td>10 / 100</td></tr> <tr><td>200</td><td>2 / 50</td></tr> <tr><td>350</td><td>0.2 / 7</td></tr> <tr><td>600</td><td>0.04 / 1</td></tr> </tbody> </table>	% of Rating	Opening Time Min. / Max. (s)	100	360 000 / -	135	60 / 900	160	10 / 100	200	2 / 50	350	0.2 / 7	600	0.04 / 1	-40 °C to + 125 °C	Zn	AG	PA66 (UL94 V2)	-	Female Terminal 6.3 mm (250)	ISO 8820-10:2020
% of Rating	Opening Time Min. / Max. (s)																										
100	360 000 / -																										
135	60 / 900																										
160	10 / 100																										
200	2 / 50																										
350	0.2 / 7																										
600	0.04 / 1																										

CARTRIDGE Fuse Selection Chart

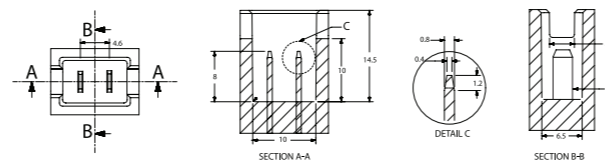


Fuse Type	Actual Fuse Size (Dimensions in mm)	Part No.	Electrical Characteristics				Recommended Environmental Temperature	Materials				Mating Terminal Size	Standard & Certifications												
			Voltage	Interrupting Current	Fuse Ratings	Operating Times		Metal	Plating	Housing	Cover														
MCASE+ SLOTTED 		0695*** .PXPS	32 V	1000 A	15A 40A 20A 50A 25A 60A 30A	<table border="1"> <thead> <tr> <th>% of Rating</th> <th>Opening Time Min. / Max. (s)</th> </tr> </thead> <tbody> <tr><td>110</td><td>360 000 / -</td></tr> <tr><td>135</td><td>60 / 1800</td></tr> <tr><td>200</td><td>4 / 60</td></tr> <tr><td>350</td><td>0.2 / 7</td></tr> <tr><td>600</td><td>0.04 / 1</td></tr> </tbody> </table>	% of Rating	Opening Time Min. / Max. (s)	110	360 000 / -	135	60 / 1800	200	4 / 60	350	0.2 / 7	600	0.04 / 1	-40 °C to + 125 °C	Cu	-	PPA-GF33 (UL94 HB)	PA66 (UL94 V2)	Male Terminal 6.3 mm (250) / Busbar	ISO 8820-4 SAE 2741
% of Rating	Opening Time Min. / Max. (s)																								
110	360 000 / -																								
135	60 / 1800																								
200	4 / 60																								
350	0.2 / 7																								
600	0.04 / 1																								
MCASE+ SLOTTED HT 		0695*** .PXPS-HT	40A 50A 60A																						
MCASE+ UNSLOTTED 		0695*** .PXP	32 V	1000 A	15A 30A 20A 40A 25A	<table border="1"> <thead> <tr> <th>% of Rating</th> <th>Opening Time Min. / Max. (s)</th> </tr> </thead> <tbody> <tr><td>110</td><td>360 000 / -</td></tr> <tr><td>135</td><td>60 / 1800</td></tr> <tr><td>200</td><td>2 / 60</td></tr> <tr><td>350</td><td>0.2 / 7</td></tr> <tr><td>600</td><td>0.04 / 1</td></tr> </tbody> </table>	% of Rating	Opening Time Min. / Max. (s)	110	360 000 / -	135	60 / 1800	200	2 / 60	350	0.2 / 7	600	0.04 / 1	-40 °C to + 125 °C	Cu	-	PPA-GF33 (UL94 HB)	PA66 (UL94 V2)	Male Terminal 6.3 mm (250)	ISO 8820-4 SAE 2741
% of Rating	Opening Time Min. / Max. (s)																								
110	360 000 / -																								
135	60 / 1800																								
200	2 / 60																								
350	0.2 / 7																								
600	0.04 / 1																								
MCASE+ UNSLOTTED HT 		0695040 .PXP-HT	40A																						

Slotted Recommended Mating Cavity




Unslotted Recommended Mating Cavity


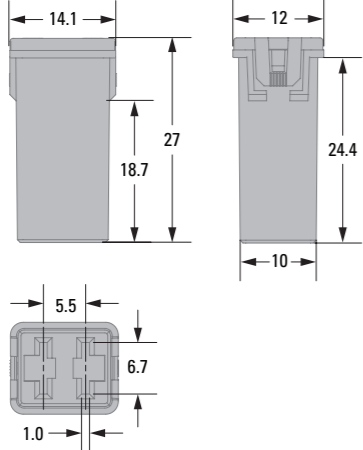


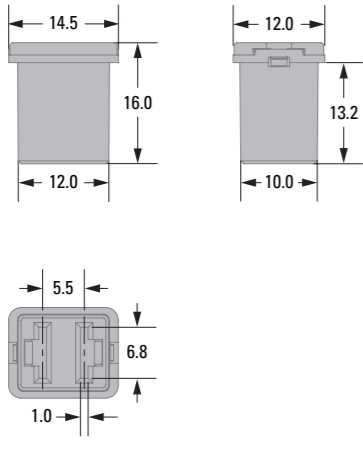
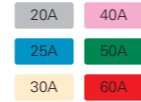


Recommended MCASE Fuse Puller. MATERIAL NUMBER 00970054XPA





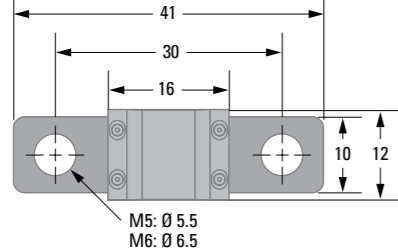

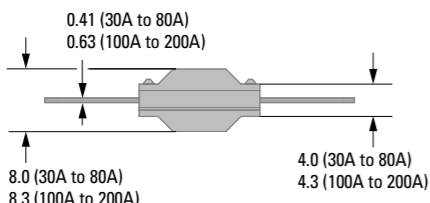

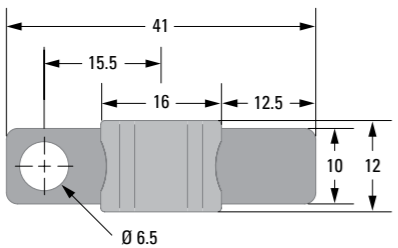
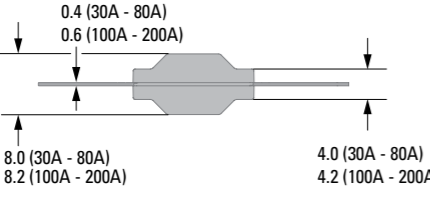

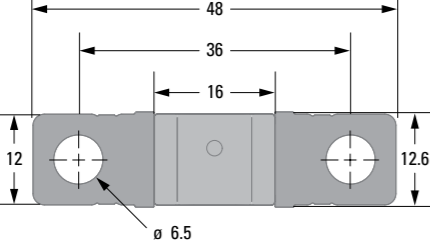
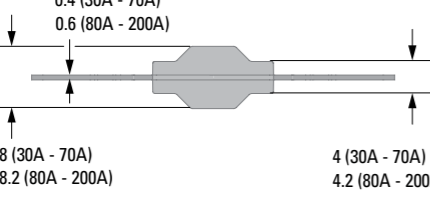
CARTRIDGE Fuse Selection Chart




Fuse Type	Actual Fuse Size (Dimensions in mm)	Part No.	Electrical Characteristics				Recommended Environmental Temperature	Materials				Mating Terminal Size	Standard & Certifications												
			Voltage	Interrupting Current	Fuse Ratings	Operating Times		Metal	Plating	Housing	Cover														
JCASE 		0495***	32 V	1000 A		<table border="1"> <thead> <tr> <th>% of Rating</th> <th>Opening Time Min. / Max. (s)</th> </tr> </thead> <tbody> <tr> <td>110</td> <td>360 000 / -</td> </tr> <tr> <td>135</td> <td>60 / 1800</td> </tr> <tr> <td>200</td> <td>4 / 60</td> </tr> <tr> <td>350</td> <td>0.2 / 7</td> </tr> <tr> <td>600</td> <td>0.04 / 1</td> </tr> </tbody> </table>	% of Rating	Opening Time Min. / Max. (s)	110	360 000 / -	135	60 / 1800	200	4 / 60	350	0.2 / 7	600	0.04 / 1	-40 °C to + 125 °C	Cu	-	PPA-GF13/HS (UL94 HB)	PC (UL94 HB)	Male Terminal 6.3 mm (250)	ISO 8820-4 (Type A1) SAE 2741 RoHS
% of Rating	Opening Time Min. / Max. (s)																								
110	360 000 / -																								
135	60 / 1800																								
200	4 / 60																								
350	0.2 / 7																								
600	0.04 / 1																								
JCASE LP 		0895*** .Z	58 V	1000 A		<table border="1"> <thead> <tr> <th>% of Rating</th> <th>Opening Time Min. / Max. (s)</th> </tr> </thead> <tbody> <tr> <td>100</td> <td>360 000 / -</td> </tr> <tr> <td>135</td> <td>60 / 1800</td> </tr> <tr> <td>200</td> <td>4 / 60</td> </tr> <tr> <td>350</td> <td>0.2 / 7</td> </tr> <tr> <td>600</td> <td>0.04 / 1</td> </tr> </tbody> </table>	% of Rating	Opening Time Min. / Max. (s)	100	360 000 / -	135	60 / 1800	200	4 / 60	350	0.2 / 7	600	0.04 / 1	-40 °C to + 125 °C	Cu	-	PPA-GF13 (UL94 HB)	PSU (UL94 HB)	Male Terminal 6.3 mm (250)	ISO 8820-4 (Type A1S) SAE 2741 RoHS
% of Rating	Opening Time Min. / Max. (s)																								
100	360 000 / -																								
135	60 / 1800																								
200	4 / 60																								
350	0.2 / 7																								
600	0.04 / 1																								


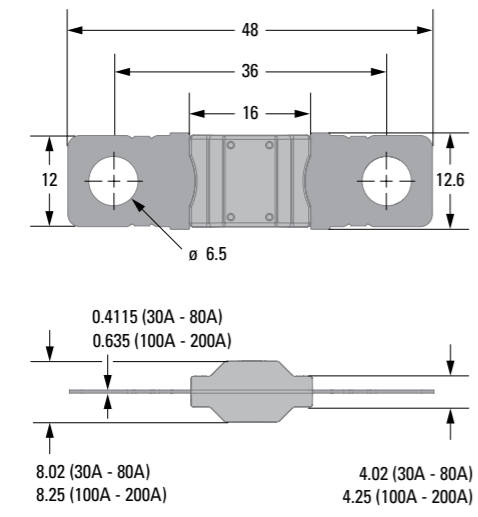
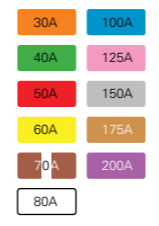

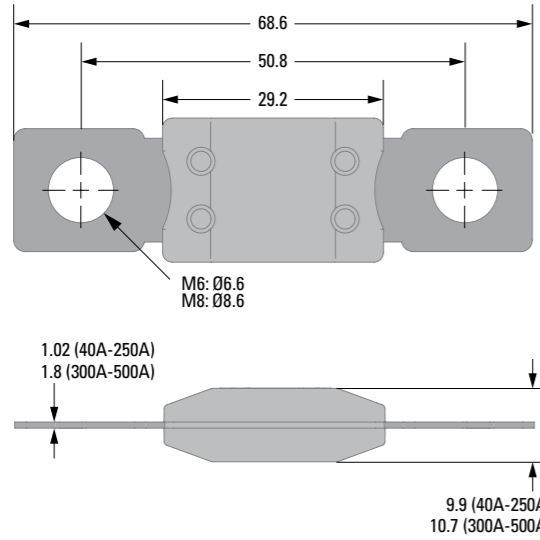


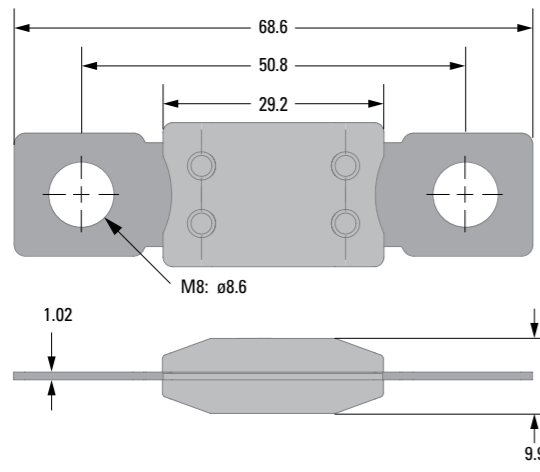

BOLT DOWN Fuse Selection Chart




Fuse Type	Actual Fuse Size (Dimensions in mm)	Part No.	Electrical Characteristics				Recommended Environmental Temperature	Materials				Mating Terminal Size	Standard & Certifications																																
			Voltage	Interrupting Current	Fuse Ratings	Operating Times		Metal	Plating	Housing	Cover																																		
MIDI BOLT-DOWN 32V 		0498***	32 V	2000 A	<ul style="list-style-type: none"> 30A 40A 50A 60A 70A 80A 100A 125A 150A 175A 200A 	<table border="1"> <thead> <tr> <th rowspan="2">% of Rating</th> <th colspan="2">Opening Time Min. / Max. (s)</th> </tr> <tr> <th>30A-125A</th> <th>150A-200A</th> </tr> </thead> <tbody> <tr><td>75</td><td>- / -</td><td>360 000 / -</td></tr> <tr><td>100</td><td>360 000 / -</td><td>- / -</td></tr> <tr><td>110</td><td>14 400 / -</td><td>- / -</td></tr> <tr><td>150</td><td>90 / 3600</td><td>- / -</td></tr> <tr><td>200</td><td>3 / 100</td><td>1 / 15</td></tr> <tr><td>300</td><td>0.3 / 3</td><td>- / -</td></tr> <tr><td>350</td><td>- / -</td><td>0.3 / 5</td></tr> <tr><td>500</td><td>0.1 / 1</td><td>- / -</td></tr> <tr><td>600</td><td>- / -</td><td>0.1 / 1</td></tr> </tbody> </table>	% of Rating	Opening Time Min. / Max. (s)		30A-125A	150A-200A	75	- / -	360 000 / -	100	360 000 / -	- / -	110	14 400 / -	- / -	150	90 / 3600	- / -	200	3 / 100	1 / 15	300	0.3 / 3	- / -	350	- / -	0.3 / 5	500	0.1 / 1	- / -	600	- / -	0.1 / 1	-40 °C to + 125 °C	Cu	Sn	PA-GF25FR (UL94 V0)	-	M5 / M6	ISO 8820-5 (Type SF 30) UL-248 RoHS
% of Rating	Opening Time Min. / Max. (s)																																												
	30A-125A	150A-200A																																											
75	- / -	360 000 / -																																											
100	360 000 / -	- / -																																											
110	14 400 / -	- / -																																											
150	90 / 3600	- / -																																											
200	3 / 100	1 / 15																																											
300	0.3 / 3	- / -																																											
350	- / -	0.3 / 5																																											
500	0.1 / 1	- / -																																											
600	- / -	0.1 / 1																																											
MIDI REGULAR 32V CLEAR 		0498***	Housing PA-GF25FR (UL94 V0)	PA6/66 (UL94 HB)	M5 / M6	ISO 8820-5 (Type SF 30)																																							
MIDI IMPROVED HOUSING ("MIDI IH") 		0498*** .MX1M6-IH	32 V	2000 A	<ul style="list-style-type: none"> 30A 40A 50A 60A 70A 80A 100A 125A 150A 175A 200A 	<table border="1"> <thead> <tr> <th rowspan="2">% of Rating</th> <th colspan="2">Opening Time Min. / Max. (s)</th> </tr> <tr> <th>30A-125A</th> <th>150A-200A</th> </tr> </thead> <tbody> <tr><td>75</td><td>- / -</td><td>360 000 / -</td></tr> <tr><td>100</td><td>360 000 / -</td><td>- / -</td></tr> <tr><td>110</td><td>14 400 / -</td><td>- / -</td></tr> <tr><td>150</td><td>90 / 3600</td><td>- / -</td></tr> <tr><td>200</td><td>3 / 100</td><td>1 / 15</td></tr> <tr><td>300</td><td>0.3 / 3</td><td>- / -</td></tr> <tr><td>350</td><td>- / -</td><td>0.3 / 5</td></tr> <tr><td>500</td><td>0.1 / 1</td><td>- / -</td></tr> <tr><td>600</td><td>- / -</td><td>0.1 / 1</td></tr> </tbody> </table>	% of Rating	Opening Time Min. / Max. (s)		30A-125A	150A-200A	75	- / -	360 000 / -	100	360 000 / -	- / -	110	14 400 / -	- / -	150	90 / 3600	- / -	200	3 / 100	1 / 15	300	0.3 / 3	- / -	350	- / -	0.3 / 5	500	0.1 / 1	- / -	600	- / -	0.1 / 1	-40 °C to + 125 °C	Cu	Sn	PA66 GF25 (UL94 V0)	-	M6	ISO 8820-5
% of Rating	Opening Time Min. / Max. (s)																																												
	30A-125A	150A-200A																																											
75	- / -	360 000 / -																																											
100	360 000 / -	- / -																																											
110	14 400 / -	- / -																																											
150	90 / 3600	- / -																																											
200	3 / 100	1 / 15																																											
300	0.3 / 3	- / -																																											
350	- / -	0.3 / 5																																											
500	0.1 / 1	- / -																																											
600	- / -	0.1 / 1																																											
	0498*** .MX1M6-IH	32 V	2000 A	PA66 GF25 (UL94 V0)	-	M6	ISO 8820-5																																						
MIDI 70V HIGH PERFORMANCE ("MIDI 70V HP") 		4998***	70 V	2500 A	<ul style="list-style-type: none"> 30A 40A 50A 60A 70A 80A 100A 125A 150A 175A 200A 	<table border="1"> <thead> <tr> <th rowspan="2">% of Rating</th> <th colspan="2">Opening Time Min. / Max. (s)</th> </tr> <tr> <th colspan="2">30A-200A</th> </tr> </thead> <tbody> <tr><td>100</td><td colspan="2">360 000 / -</td></tr> <tr><td>135</td><td colspan="2">300 / 3600</td></tr> <tr><td>150</td><td colspan="2">90 / 500</td></tr> <tr><td>200</td><td colspan="2">1 / 50</td></tr> <tr><td>300</td><td colspan="2">0.3 / 4</td></tr> <tr><td>500</td><td colspan="2">0.1 / 1</td></tr> <tr><td>600</td><td colspan="2">0.07 / 0.7</td></tr> </tbody> </table>	% of Rating	Opening Time Min. / Max. (s)		30A-200A		100	360 000 / -		135	300 / 3600		150	90 / 500		200	1 / 50		300	0.3 / 4		500	0.1 / 1		600	0.07 / 0.7		-40 °C to + 125 °C	Cu	Sn	PA66-GF25FR (UL94 V0)	-	M6	ISO 20934 (Type SF36-70V) RoHS UL 248-1						
% of Rating	Opening Time Min. / Max. (s)																																												
	30A-200A																																												
100	360 000 / -																																												
135	300 / 3600																																												
150	90 / 500																																												
200	1 / 50																																												
300	0.3 / 4																																												
500	0.1 / 1																																												
600	0.07 / 0.7																																												
	4998***	70 V	2500 A	PA66-GF25FR (UL94 V0)	-	M6	ISO 20934 (Type SF36-70V) RoHS UL 248-1																																						

BOLT DOWN Fuse Selection Chart




Fuse Type	Actual Fuse Size (Dimensions in mm)	Part No.	Electrical Characteristics				Recommended Environmental Temperature	Materials				Mating Terminal Size	Standard & Certifications																										
			Voltage	Interrupting Current	Fuse Ratings	Operating Times		Metal	Plating	Housing	Cover																												
MIDI 70V ISO 	 <p>48, 36, 16, 12, 12.6, ϕ 6.5, 0.4115 (30A - 80A), 0.635 (100A - 200A), 8.02 (30A - 80A), 8.25 (100A - 200A), 4.02 (30A - 80A), 4.25 (100A - 200A)</p>	4998*** .MXISO	70 V	2500 A	 <p>30A, 40A, 50A, 60A, 70A, 80A, 100A, 125A, 150A, 175A, 200A</p>	<table border="1"> <thead> <tr> <th rowspan="2">% of Rating</th> <th colspan="2">Opening Time Min. / Max. (s)</th> </tr> <tr> <th colspan="2">30A-200A</th> </tr> </thead> <tbody> <tr><td>100</td><td colspan="2">360 000 / -</td></tr> <tr><td>135</td><td colspan="2">300 / 3600</td></tr> <tr><td>150</td><td colspan="2">90 / 500</td></tr> <tr><td>200</td><td colspan="2">1 / 50</td></tr> <tr><td>300</td><td colspan="2">0.3 / 4</td></tr> <tr><td>500</td><td colspan="2">0.1 / 1</td></tr> <tr><td>600</td><td colspan="2">0.07 / 0.7</td></tr> </tbody> </table>	% of Rating	Opening Time Min. / Max. (s)		30A-200A		100	360 000 / -		135	300 / 3600		150	90 / 500		200	1 / 50		300	0.3 / 4		500	0.1 / 1		600	0.07 / 0.7		-40 °C to + 125 °C	Cu	Sn	To be defined	-	M5 / M6	ISO 20934 (Type SF36-70V)
								% of Rating	Opening Time Min. / Max. (s)																														
30A-200A																																							
100	360 000 / -																																						
135	300 / 3600																																						
150	90 / 500																																						
200	1 / 50																																						
300	0.3 / 4																																						
500	0.1 / 1																																						
600	0.07 / 0.7																																						
MEGA® AND MEGA® CLEAR TOP FUSE 32V 	 <p>68.6, 50.8, 29.2, M6: ϕ6.6, M8: ϕ8.6, 1.02 (40A-250A), 1.8 (300A-500A), 9.9 (40A-250A), 10.7 (300A-500A)</p>	0298*** 0298*** .UXT	32 V	2000 A	 <p>40A, 60A, 80A, 1001A, 125A, 150A, 175A, 200A, 225A, 250A, 300A, 350A, 400A, 450A, 500A</p>	<table border="1"> <thead> <tr> <th rowspan="2">% of Rating</th> <th colspan="2">Opening Time Min. / Max. (s)</th> </tr> <tr> <th>40A-250A</th> <th>300A-500A</th> </tr> </thead> <tbody> <tr><td>75</td><td>- / -</td><td>14 400 / -</td></tr> <tr><td>100</td><td>14 400 / -</td><td>- / -</td></tr> <tr><td>135</td><td>120 / 1800</td><td>- / -</td></tr> <tr><td>200</td><td>1 / 15</td><td>1 / 15</td></tr> <tr><td>350</td><td>0.3 / 5</td><td>0.5 / 5</td></tr> <tr><td>600</td><td>0.1 / 1</td><td>0.1 / 1</td></tr> </tbody> </table>	% of Rating	Opening Time Min. / Max. (s)		40A-250A	300A-500A	75	- / -	14 400 / -	100	14 400 / -	- / -	135	120 / 1800	- / -	200	1 / 15	1 / 15	350	0.3 / 5	0.5 / 5	600	0.1 / 1	0.1 / 1	-40 °C to + 125 °C	Cu	Ag Optional	PPA-GF33HS (UL94 HB)	PES (Clear Housing)	M6 / M8	ISO 8820-5 (Type SF 51) RoHS			
								% of Rating	Opening Time Min. / Max. (s)																														
40A-250A	300A-500A																																						
75	- / -	14 400 / -																																					
100	14 400 / -	- / -																																					
135	120 / 1800	- / -																																					
200	1 / 15	1 / 15																																					
350	0.3 / 5	0.5 / 5																																					
600	0.1 / 1	0.1 / 1																																					
MEGA LOW TEMPERATURE ("MEGA LT") 	 <p>68.6, 50.8, 29.2, M8: ϕ8.6, 1.02, 9.9</p>	0298*** ***LT	32 V	2000 A	 <p>125A, 150A, 175A, 200A, 225A, 250A, 275A</p>	<table border="1"> <thead> <tr> <th rowspan="2">% of Rating</th> <th colspan="2">Opening Time Min. / Max. (s)</th> </tr> <tr> <th>125A</th> <th>150A-275A</th> </tr> </thead> <tbody> <tr><td>100</td><td>14 400 / -</td><td>14 400 / -</td></tr> <tr><td>135</td><td>120 / 1800</td><td>120 / 1800</td></tr> <tr><td>200</td><td>1 / 50</td><td>1 / 150</td></tr> <tr><td>350</td><td>0.3 / 5</td><td>0.3 / 5</td></tr> <tr><td>600</td><td>0.1 / 1</td><td>0.1 / 1</td></tr> </tbody> </table>	% of Rating	Opening Time Min. / Max. (s)		125A	150A-275A	100	14 400 / -	14 400 / -	135	120 / 1800	120 / 1800	200	1 / 50	1 / 150	350	0.3 / 5	0.3 / 5	600	0.1 / 1	0.1 / 1	-40 °C to + 125 °C	Cu	125A: Ag 150A - 275A none	PPA-GF33HS (UL94 HB)	-	M8	RoHS						
								% of Rating	Opening Time Min. / Max. (s)																														
125A	150A-275A																																						
100	14 400 / -	14 400 / -																																					
135	120 / 1800	120 / 1800																																					
200	1 / 50	1 / 150																																					
350	0.3 / 5	0.3 / 5																																					
600	0.1 / 1	0.1 / 1																																					


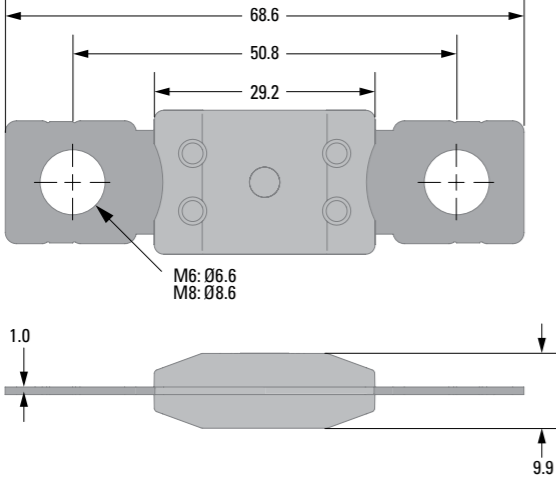

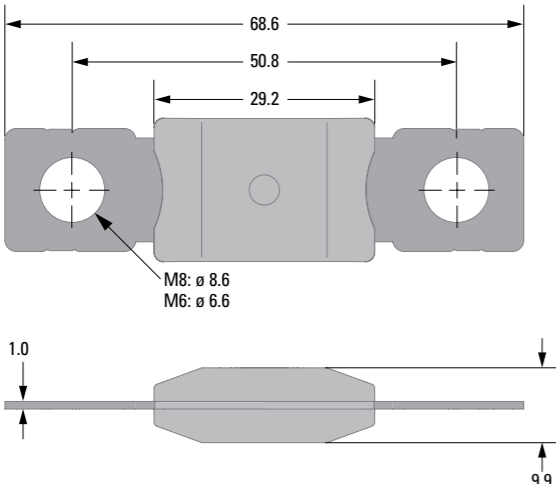

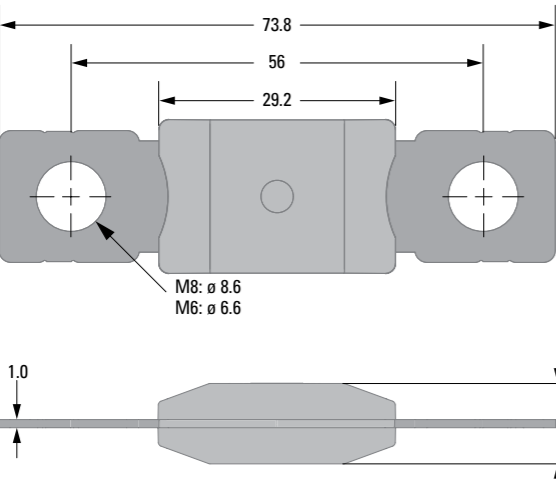
BOLT DOWN Fuse Selection Chart




Fuse Type	Actual Fuse Size (Dimensions in mm)	Part No.	Electrical Characteristics				Recommended Environmental Temperature	Materials				Mating Terminal Size	Standard & Certifications																																																	
			Voltage	Interrupting Current	Fuse Ratings	Operating Times		Metal	Plating	Housing	Cover																																																			
MEGA UL		0298*** .ZXEH-UL	32 V	2000 A	Marking Color 80A 150A 100A 175A 125A	<table border="1"> <thead> <tr> <th rowspan="2">% of Rating</th> <th colspan="2">Opening Time Min. / Max. (s)</th> </tr> <tr> <th colspan="2">80A-175A</th> </tr> </thead> <tbody> <tr><td>75</td><td colspan="2">- / -</td></tr> <tr><td>100</td><td colspan="2">14 400 / -</td></tr> <tr><td>135</td><td colspan="2">120 / 1800</td></tr> <tr><td>200</td><td colspan="2">1 / 15</td></tr> <tr><td>350</td><td colspan="2">0.3 / 5</td></tr> <tr><td>500</td><td colspan="2">- / -</td></tr> <tr><td>600</td><td colspan="2">0.1 / 1</td></tr> </tbody> </table>	% of Rating	Opening Time Min. / Max. (s)		80A-175A		75	- / -		100	14 400 / -		135	120 / 1800		200	1 / 15		350	0.3 / 5		500	- / -		600	0.1 / 1		-40 °C to + 125 °C	Cu	-	PPA-GF30FR (UL94 V0)	-	M8	ISO 8820-5 (Type SF 51) UL 248 RoHS																							
% of Rating	Opening Time Min. / Max. (s)																																																													
	80A-175A																																																													
75	- / -																																																													
100	14 400 / -																																																													
135	120 / 1800																																																													
200	1 / 15																																																													
350	0.3 / 5																																																													
500	- / -																																																													
600	0.1 / 1																																																													
MEGA +		0298***	32 V	2000 A	40A 225A 60A 250A 80A 300A 100A 350A 125A 400A 150A 450A 175A 500A 200A 650A	<table border="1"> <thead> <tr> <th rowspan="2">% of Rating</th> <th colspan="4">Opening Time Min. / Max. (s)</th> </tr> <tr> <th>40A-250A</th> <th>300A</th> <th>350A-500A</th> <th>650A</th> </tr> </thead> <tbody> <tr><td>75</td><td>- / -</td><td>14 400 / -</td><td>14 400 / -</td><td>14 400 / -</td></tr> <tr><td>100</td><td>14 400 / -</td><td>- / -</td><td>- / -</td><td>- / -</td></tr> <tr><td>135</td><td>120 / 1800</td><td>- / -</td><td>- / -</td><td>- / -</td></tr> <tr><td>150</td><td>20 / 450</td><td>- / -</td><td>- / -</td><td>- / -</td></tr> <tr><td>200</td><td>1 / 15</td><td>1 / 15</td><td>1 / 15</td><td>1 / 15</td></tr> <tr><td>350</td><td>0.3 / 5</td><td>0.5 / 5</td><td>0.5 / 5</td><td>0.5 / 5</td></tr> <tr><td>500</td><td>- / -</td><td>0.1 / 2</td><td>0.1 / 2</td><td>- / -</td></tr> <tr><td>600</td><td>0.1 / 1</td><td>0.1 / 1</td><td>- / -</td><td>0.1 / 1</td></tr> </tbody> </table>	% of Rating	Opening Time Min. / Max. (s)				40A-250A	300A	350A-500A	650A	75	- / -	14 400 / -	14 400 / -	14 400 / -	100	14 400 / -	- / -	- / -	- / -	135	120 / 1800	- / -	- / -	- / -	150	20 / 450	- / -	- / -	- / -	200	1 / 15	1 / 15	1 / 15	1 / 15	350	0.3 / 5	0.5 / 5	0.5 / 5	0.5 / 5	500	- / -	0.1 / 2	0.1 / 2	- / -	600	0.1 / 1	0.1 / 1	- / -	0.1 / 1	-40 °C to + 125 °C	Cu	Sn	PET-GF30FR (UL94 V0)	-	M6 / M8	ISO 8820-5 (Type SF 51)
% of Rating	Opening Time Min. / Max. (s)																																																													
	40A-250A	300A	350A-500A	650A																																																										
75	- / -	14 400 / -	14 400 / -	14 400 / -																																																										
100	14 400 / -	- / -	- / -	- / -																																																										
135	120 / 1800	- / -	- / -	- / -																																																										
150	20 / 450	- / -	- / -	- / -																																																										
200	1 / 15	1 / 15	1 / 15	1 / 15																																																										
350	0.3 / 5	0.5 / 5	0.5 / 5	0.5 / 5																																																										
500	- / -	0.1 / 2	0.1 / 2	- / -																																																										
600	0.1 / 1	0.1 / 1	- / -	0.1 / 1																																																										
MEGA+ RIVET		-	32 V	2000 A	80A 300A 100A 350A 125A 400A 150A 450A 175A 500A 200A 225A 250A	<table border="1"> <thead> <tr> <th rowspan="2">% of Rating</th> <th colspan="3">Opening Time Min. / Max. (s)</th> </tr> <tr> <th>80A-250A</th> <th>300A</th> <th>350A-500A</th> </tr> </thead> <tbody> <tr><td>75</td><td>- / -</td><td>14 400 / -</td><td>14 400 / -</td></tr> <tr><td>100</td><td>14 400 / -</td><td>- / -</td><td>- / -</td></tr> <tr><td>135</td><td>120 / 1800</td><td>- / -</td><td>- / -</td></tr> <tr><td>150</td><td>20 / 450</td><td>- / -</td><td>- / -</td></tr> <tr><td>200</td><td>1 / 15</td><td>1 / 15</td><td>1 / 15</td></tr> <tr><td>350</td><td>0.3 / 5</td><td>0.5 / 5</td><td>0.5 / 5</td></tr> <tr><td>500</td><td>- / -</td><td>0.1 / 2</td><td>0.1 / 1</td></tr> <tr><td>600</td><td>0.1 / 1</td><td>0.1 / 1</td><td>- / -</td></tr> </tbody> </table>	% of Rating	Opening Time Min. / Max. (s)			80A-250A	300A	350A-500A	75	- / -	14 400 / -	14 400 / -	100	14 400 / -	- / -	- / -	135	120 / 1800	- / -	- / -	150	20 / 450	- / -	- / -	200	1 / 15	1 / 15	1 / 15	350	0.3 / 5	0.5 / 5	0.5 / 5	500	- / -	0.1 / 2	0.1 / 1	600	0.1 / 1	0.1 / 1	- / -	-40 °C to + 125 °C	Cu	Sn	PET-GF30FR (UL94 V0)	-	M6 / M8	ISO 8820-5										
% of Rating	Opening Time Min. / Max. (s)																																																													
	80A-250A	300A	350A-500A																																																											
75	- / -	14 400 / -	14 400 / -																																																											
100	14 400 / -	- / -	- / -																																																											
135	120 / 1800	- / -	- / -																																																											
150	20 / 450	- / -	- / -																																																											
200	1 / 15	1 / 15	1 / 15																																																											
350	0.3 / 5	0.5 / 5	0.5 / 5																																																											
500	- / -	0.1 / 2	0.1 / 1																																																											
600	0.1 / 1	0.1 / 1	- / -																																																											

BOLT DOWN Fuse Selection Chart




Fuse Type	Actual Fuse Size (Dimensions in mm)	Part No.	Electrical Characteristics				Recommended Environmental Temperature	Materials				Mating Terminal Size	Standard & Certifications																																			
			Voltage	Interrupting Current	Fuse Ratings	Operating Times		Metal	Plating	Housing	Cover																																					
MEGA 60V HIGH BREAKING CAPACITY 	 <p>M6: Ø6.6 M8: Ø8.6</p>	0878450	60 V	5000 A	<div style="background-color: black; color: white; padding: 2px; display: inline-block;">450A</div>	<table border="1"> <thead> <tr> <th rowspan="3">IR (%)</th> <th colspan="2">Opening Time (s)</th> </tr> <tr> <th>Typical</th> <th>Max.</th> </tr> <tr> <th colspan="2">450A</th> </tr> </thead> <tbody> <tr> <td>200</td> <td>28.5</td> <td>35</td> </tr> <tr> <td>211</td> <td>13.8</td> <td>18</td> </tr> <tr> <td>222</td> <td>7.85</td> <td>9.5</td> </tr> <tr> <td>333</td> <td>0.99</td> <td>1.2</td> </tr> <tr> <td>444</td> <td>0.51</td> <td>0.65</td> </tr> <tr> <td>778</td> <td>0.07</td> <td>0.09</td> </tr> <tr> <td>1111</td> <td>0.04</td> <td>0.045</td> </tr> </tbody> </table>	IR (%)	Opening Time (s)		Typical	Max.	450A		200	28.5	35	211	13.8	18	222	7.85	9.5	333	0.99	1.2	444	0.51	0.65	778	0.07	0.09	1111	0.04	0.045	-40 °C to + 85 °C	Cu	Sn / Ni Optional	PPA-GF33 (UL94 HB)	-	M6 / M8								
								IR (%)	Opening Time (s)																																							
Typical	Max.																																															
450A																																																
200	28.5	35																																														
211	13.8	18																																														
222	7.85	9.5																																														
333	0.99	1.2																																														
444	0.51	0.65																																														
778	0.07	0.09																																														
1111	0.04	0.045																																														
MEGA HP SF51 	 <p>M8: ø 8.6 M6: ø 6.6</p>	0998***	70 V	2500 A	<div style="display: flex; flex-wrap: wrap; gap: 5px;"> <div style="background-color: #0070C0; color: white; padding: 2px; display: inline-block;">60A</div> <div style="background-color: #FF7F0E; color: white; padding: 2px; display: inline-block;">225A</div> <div style="background-color: #D62728; color: white; padding: 2px; display: inline-block;">80A</div> <div style="background-color: #FF7F0E; color: white; padding: 2px; display: inline-block;">250A</div> <div style="background-color: #FFD700; color: white; padding: 2px; display: inline-block;">100A</div> <div style="background-color: #A9A9A9; color: white; padding: 2px; display: inline-block;">300A</div> <div style="background-color: #2CA02C; color: white; padding: 2px; display: inline-block;">125A</div> <div style="background-color: #000000; color: white; padding: 2px; display: inline-block;">350A</div> <div style="background-color: #FF7F0E; color: white; padding: 2px; display: inline-block;">150A</div> <div style="background-color: #9467BD; color: white; padding: 2px; display: inline-block;">400A</div> <div style="border: 1px solid black; padding: 2px; display: inline-block;">175A</div> <div style="background-color: #FF7F0E; color: white; padding: 2px; display: inline-block;">450A</div> <div style="background-color: #1F77B4; color: white; padding: 2px; display: inline-block;">200A</div> <div style="background-color: #8C564B; color: white; padding: 2px; display: inline-block;">500A</div> </div>	<table border="1"> <thead> <tr> <th rowspan="2">% of Rating</th> <th colspan="3">Opening Time Min. / Max. (s)</th> </tr> <tr> <th>60A-250A</th> <th>300A</th> <th>350A-500A</th> </tr> </thead> <tbody> <tr> <td>75</td> <td>- / -</td> <td>14 400 / -</td> <td>14 400 / -</td> </tr> <tr> <td>100</td> <td>14 400 / -</td> <td>- / -</td> <td>- / -</td> </tr> <tr> <td>135</td> <td>120 / 1800</td> <td>120 / 1800</td> <td>- / -</td> </tr> <tr> <td>150</td> <td>20 / 450</td> <td>20 / 450</td> <td>- / -</td> </tr> <tr> <td>200</td> <td>1 / 15</td> <td>1 / 15</td> <td>1 / 15</td> </tr> <tr> <td>350</td> <td>0.3 / 5</td> <td>0.3 / 5</td> <td>0.5 / 5</td> </tr> <tr> <td>600</td> <td>0.1 / 1</td> <td>0.1 / 1</td> <td>0.1 / 1</td> </tr> </tbody> </table>	% of Rating	Opening Time Min. / Max. (s)			60A-250A	300A	350A-500A	75	- / -	14 400 / -	14 400 / -	100	14 400 / -	- / -	- / -	135	120 / 1800	120 / 1800	- / -	150	20 / 450	20 / 450	- / -	200	1 / 15	1 / 15	1 / 15	350	0.3 / 5	0.3 / 5	0.5 / 5	600	0.1 / 1	0.1 / 1	0.1 / 1	-40 °C to + 125 °C	Cu	Sn	PPA-GF33 (UL94 HB)	-	M6 / M8	ISO 20934 (Type SF51-70V) RoHS
								% of Rating	Opening Time Min. / Max. (s)																																							
60A-250A	300A	350A-500A																																														
75	- / -	14 400 / -	14 400 / -																																													
100	14 400 / -	- / -	- / -																																													
135	120 / 1800	120 / 1800	- / -																																													
150	20 / 450	20 / 450	- / -																																													
200	1 / 15	1 / 15	1 / 15																																													
350	0.3 / 5	0.3 / 5	0.5 / 5																																													
600	0.1 / 1	0.1 / 1	0.1 / 1																																													
MEGA HP SF56 	 <p>M8: ø 8.6 M6: ø 6.6</p>	0898***	70 V	2500 A		-40 °C to + 125 °C	Cu	Sn	To be defined	-	M6 / M8	ISO 20934 (Type SF56-70V) RoHS																																				

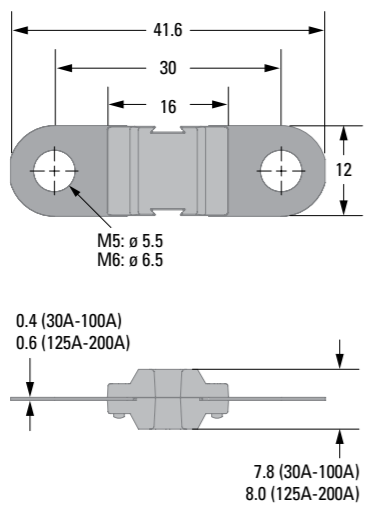

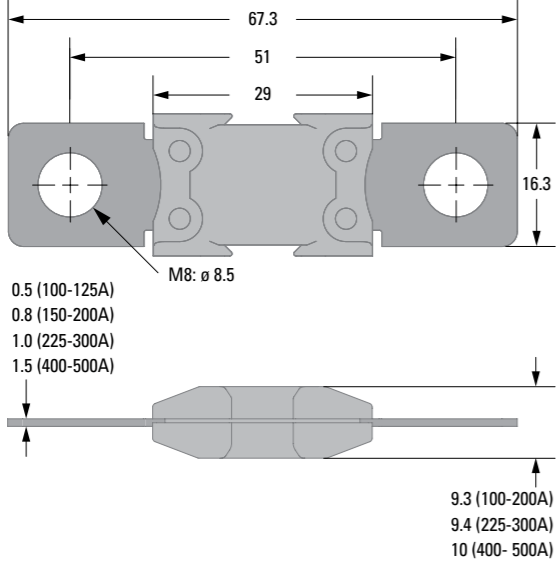

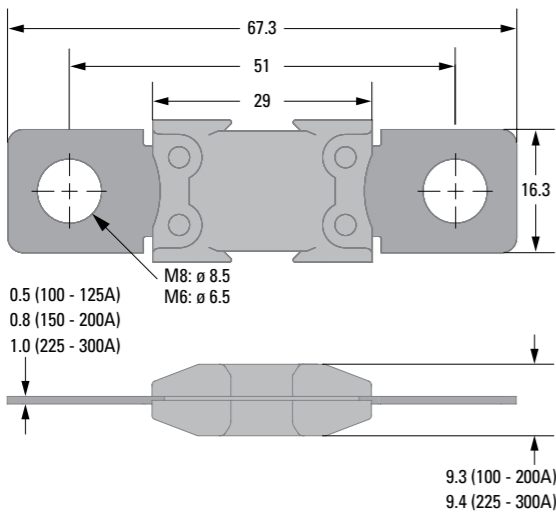

BOLT DOWN Fuse Selection Chart




Fuse Type	Actual Fuse Size (Dimensions in mm)	Part No.	Electrical Characteristics				Recommended Environmental Temperature	Materials				Mating Terminal Size	Standard & Certifications																																			
			Voltage	Interrupting Current	Fuse Ratings	Operating Times		Metal	Plating	Housing	Cover																																					
MEGA 70V ISO		0998*** UXISO	70 V	2500 A		<table border="1"> <thead> <tr> <th rowspan="2">% of Rating</th> <th colspan="2">Opening Time Min. / Max. (s)</th> </tr> <tr> <th>60A-250A</th> <th>300A-500A</th> </tr> </thead> <tbody> <tr><td>75</td><td>-</td><td>14 400 / -</td></tr> <tr><td>100</td><td>14 400 / -</td><td>-</td></tr> <tr><td>135</td><td>120 / 1800</td><td>-</td></tr> <tr><td>150</td><td>20 / 450</td><td>-</td></tr> <tr><td>200</td><td>1 / 15</td><td>1 / 15</td></tr> <tr><td>350</td><td>0.3 / 5</td><td>0.5 / 5</td></tr> <tr><td>600</td><td>0.1 / 1</td><td>-</td></tr> </tbody> </table>	% of Rating	Opening Time Min. / Max. (s)		60A-250A	300A-500A	75	-	14 400 / -	100	14 400 / -	-	135	120 / 1800	-	150	20 / 450	-	200	1 / 15	1 / 15	350	0.3 / 5	0.5 / 5	600	0.1 / 1	-	-40 °C to + 125 °C	Cu	Sn	To be defined	-	M6 / M8	ISO 20934 (Type SF51-70V)									
								% of Rating	Opening Time Min. / Max. (s)																																							
60A-250A	300A-500A																																															
75	-	14 400 / -																																														
100	14 400 / -	-																																														
135	120 / 1800	-																																														
150	20 / 450	-																																														
200	1 / 15	1 / 15																																														
350	0.3 / 5	0.5 / 5																																														
600	0.1 / 1	-																																														
MEGA 120V HP		0888***	120 V	2500 A		<table border="1"> <thead> <tr> <th rowspan="2">% of Rating</th> <th colspan="3">Opening Time Min. / Max. (s)</th> </tr> <tr> <th>60A-250A</th> <th>300A</th> <th>450A-650A</th> </tr> </thead> <tbody> <tr><td>75</td><td>- / -</td><td>14 400 / -</td><td>14 400 / -</td></tr> <tr><td>100</td><td>14 400 / -</td><td>- / -</td><td>- / -</td></tr> <tr><td>135</td><td>120 / 1800</td><td>120 / 1800</td><td>- / -</td></tr> <tr><td>150</td><td>20 / 450</td><td>20 / 450</td><td>- / -</td></tr> <tr><td>200</td><td>1 / 15</td><td>1 / 15</td><td>1 / 15</td></tr> <tr><td>350</td><td>0.3 / 5</td><td>0.3 / 5</td><td>0.5 / 5</td></tr> <tr><td>600*</td><td>0.1 / 1</td><td>0.1 / 1</td><td>0.1 / 1</td></tr> </tbody> </table>	% of Rating	Opening Time Min. / Max. (s)			60A-250A	300A	450A-650A	75	- / -	14 400 / -	14 400 / -	100	14 400 / -	- / -	- / -	135	120 / 1800	120 / 1800	- / -	150	20 / 450	20 / 450	- / -	200	1 / 15	1 / 15	1 / 15	350	0.3 / 5	0.3 / 5	0.5 / 5	600*	0.1 / 1	0.1 / 1	0.1 / 1	-40 °C to + 125 °C	Cu	Sn	PPA-GF33 (UL94 HB)	-	M6 / M8	RoHS
								% of Rating	Opening Time Min. / Max. (s)																																							
60A-250A	300A	450A-650A																																														
75	- / -	14 400 / -	14 400 / -																																													
100	14 400 / -	- / -	- / -																																													
135	120 / 1800	120 / 1800	- / -																																													
150	20 / 450	20 / 450	- / -																																													
200	1 / 15	1 / 15	1 / 15																																													
350	0.3 / 5	0.3 / 5	0.5 / 5																																													
600*	0.1 / 1	0.1 / 1	0.1 / 1																																													
BF1 32V		153.***	32 V	1000 A		<table border="1"> <thead> <tr> <th rowspan="2">% of Rating</th> <th colspan="2">Opening Time Min. / Max. (s)</th> </tr> <tr> <th>30A-125A</th> <th>150A-200A</th> </tr> </thead> <tbody> <tr><td>75</td><td>- / -</td><td>360 000 / -</td></tr> <tr><td>100</td><td>360 000 / -</td><td>- / -</td></tr> <tr><td>110</td><td>14 400 / -</td><td>- / -</td></tr> <tr><td>150</td><td>90 / 3600</td><td>- / -</td></tr> <tr><td>200</td><td>3 / 100</td><td>1 / 15</td></tr> <tr><td>300</td><td>0.3 / 3</td><td>- / -</td></tr> <tr><td>350</td><td>- / -</td><td>0.3 / 5</td></tr> <tr><td>500</td><td>0.1 / 1</td><td>- / -</td></tr> <tr><td>600</td><td>- / -</td><td>0.1 / 1</td></tr> </tbody> </table>	% of Rating	Opening Time Min. / Max. (s)		30A-125A	150A-200A	75	- / -	360 000 / -	100	360 000 / -	- / -	110	14 400 / -	- / -	150	90 / 3600	- / -	200	3 / 100	1 / 15	300	0.3 / 3	- / -	350	- / -	0.3 / 5	500	0.1 / 1	- / -	600	- / -	0.1 / 1	-40 °C to + 125 °C	Cu	Sn	PET-GF33 (UL94 V0)	PES (UL94 V0)	M5 / M6	ISO 8820-5 (Type SF 30) UL-248 RoHS			
				% of Rating				Opening Time Min. / Max. (s)																																								
							30A-125A	150A-200A																																								
75	- / -	360 000 / -																																														
100	360 000 / -	- / -																																														
110	14 400 / -	- / -																																														
150	90 / 3600	- / -																																														
200	3 / 100	1 / 15																																														
300	0.3 / 3	- / -																																														
350	- / -	0.3 / 5																																														
500	0.1 / 1	- / -																																														
600	- / -	0.1 / 1																																														
2000 A																																																
1500 A																																																


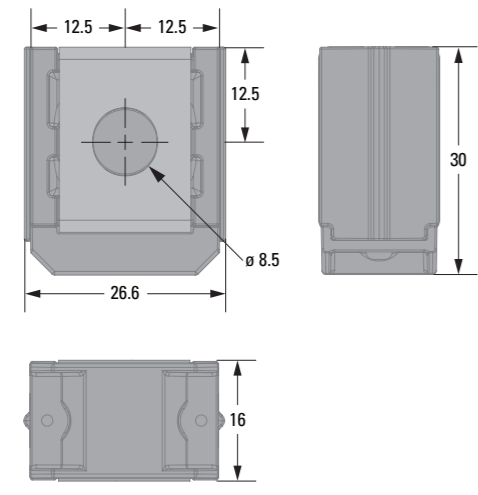

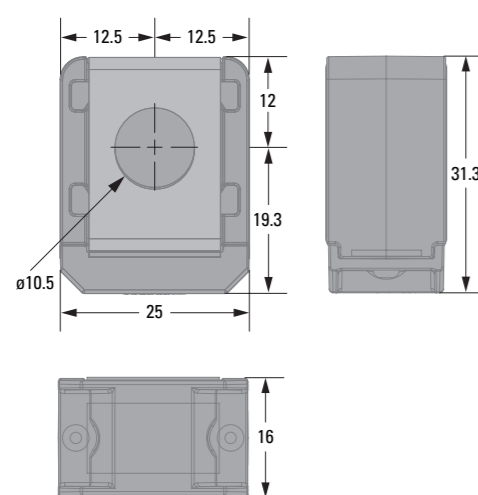

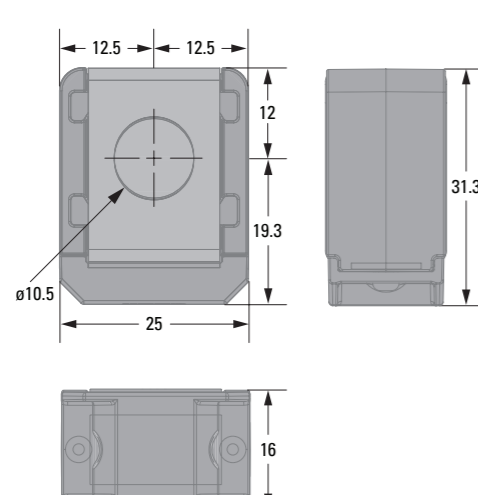
BOLT DOWN Fuse Selection Chart




Fuse Type	Actual Fuse Size (Dimensions in mm)	Part No.	Electrical Characteristics				Recommended Environmental Temperature	Materials				Mating Terminal Size	Standard & Certifications																																
			Voltage	Interrupting Current	Fuse Ratings	Operating Times		Metal	Plating	Housing	Cover																																		
BF1 58V		142.***	58 V	1000 A		<table border="1"> <thead> <tr> <th rowspan="2">% of Rating</th> <th colspan="2">Opening Time Min. / Max. (s)</th> </tr> <tr> <th>30A-125A</th> <th>150A-200A</th> </tr> </thead> <tbody> <tr><td>75</td><td>- / -</td><td>360 000 / -</td></tr> <tr><td>100</td><td>360 000 / -</td><td>- / -</td></tr> <tr><td>110</td><td>14 400 / -</td><td>- / -</td></tr> <tr><td>150</td><td>90 / 3600</td><td>- / -</td></tr> <tr><td>200</td><td>3 / 100</td><td>1 / 15</td></tr> <tr><td>300</td><td>0.3 / 3</td><td>- / -</td></tr> <tr><td>350</td><td>- / -</td><td>0.3 / 5</td></tr> <tr><td>500</td><td>0.1 / 1</td><td>- / -</td></tr> <tr><td>600</td><td>- / -</td><td>0.1 / 1</td></tr> </tbody> </table>	% of Rating	Opening Time Min. / Max. (s)		30A-125A	150A-200A	75	- / -	360 000 / -	100	360 000 / -	- / -	110	14 400 / -	- / -	150	90 / 3600	- / -	200	3 / 100	1 / 15	300	0.3 / 3	- / -	350	- / -	0.3 / 5	500	0.1 / 1	- / -	600	- / -	0.1 / 1	-40 °C to + 125 °C	Cu	Sn	PET-GF33 (UL94 V0)	PES (UL94 V0)	M5 / M6	ISO 8820-5 (Type SF 30)
								% of Rating	Opening Time Min. / Max. (s)																																				
30A-125A	150A-200A																																												
75	- / -	360 000 / -																																											
100	360 000 / -	- / -																																											
110	14 400 / -	- / -																																											
150	90 / 3600	- / -																																											
200	3 / 100	1 / 15																																											
300	0.3 / 3	- / -																																											
350	- / -	0.3 / 5																																											
500	0.1 / 1	- / -																																											
600	- / -	0.1 / 1																																											
BF2 32V		153.7011 *** (M6)	32 V	2000 A (100 A - 300 A) 1500 A (400 A - 500 A)		<table border="1"> <thead> <tr> <th rowspan="2">% of Rating</th> <th colspan="2">Opening Time Min. / Max. (s)</th> </tr> <tr> <th>60A-250A</th> <th>300A-500A</th> </tr> </thead> <tbody> <tr><td>75</td><td>- / -</td><td>4 400 / -</td></tr> <tr><td>100</td><td>14 400 / -</td><td>- / -</td></tr> <tr><td>135</td><td>120 / 1800</td><td>- / -</td></tr> <tr><td>200</td><td>1 / 15</td><td>1 / 15</td></tr> <tr><td>350</td><td>0.3 / 5</td><td>0.5 / 5</td></tr> <tr><td>600</td><td>0.1 / 1</td><td>0.1 / 1</td></tr> </tbody> </table>	% of Rating	Opening Time Min. / Max. (s)		60A-250A	300A-500A	75	- / -	4 400 / -	100	14 400 / -	- / -	135	120 / 1800	- / -	200	1 / 15	1 / 15	350	0.3 / 5	0.5 / 5	600	0.1 / 1	0.1 / 1	-40 °C to + 125 °C	Cu	Sn	PET-GF30 (UL94 V0)	PES	M6 / M8	ISO 8820-5 (Type SF 51) UL-248 RoHS									
		% of Rating						Opening Time Min. / Max. (s)																																					
60A-250A	300A-500A																																												
75	- / -	4 400 / -																																											
100	14 400 / -	- / -																																											
135	120 / 1800	- / -																																											
200	1 / 15	1 / 15																																											
350	0.3 / 5	0.5 / 5																																											
600	0.1 / 1	0.1 / 1																																											
153.5395 *** (M8)	M6 / M8	-																																											
BF2 58V		142.5395****	58 V	1000 A		<table border="1"> <thead> <tr> <th rowspan="2">% of Rating</th> <th colspan="2">Opening Time Min. / Max. (s)</th> </tr> <tr> <th>60A-250A</th> <th>300A</th> </tr> </thead> <tbody> <tr><td>75</td><td>- / -</td><td>4 400 / -</td></tr> <tr><td>100</td><td>14 400 / -</td><td>- / -</td></tr> <tr><td>135</td><td>120 / 1800</td><td>- / -</td></tr> <tr><td>200</td><td>1 / 15</td><td>1 / 15</td></tr> <tr><td>350</td><td>0.3 / 5</td><td>0.5 / 5</td></tr> <tr><td>600</td><td>0.1 / 1</td><td>0.1 / 1</td></tr> </tbody> </table>	% of Rating	Opening Time Min. / Max. (s)		60A-250A	300A	75	- / -	4 400 / -	100	14 400 / -	- / -	135	120 / 1800	- / -	200	1 / 15	1 / 15	350	0.3 / 5	0.5 / 5	600	0.1 / 1	0.1 / 1	-40 °C to + 125 °C	Cu	Sn	PET-GF30 (UL94 V0)	PES	M6 / M8	-									
% of Rating	Opening Time Min. / Max. (s)																																												
	60A-250A	300A																																											
75	- / -	4 400 / -																																											
100	14 400 / -	- / -																																											
135	120 / 1800	- / -																																											
200	1 / 15	1 / 15																																											
350	0.3 / 5	0.5 / 5																																											
600	0.1 / 1	0.1 / 1																																											


ZCASE Fuse Selection Chart




Fuse Type	Actual Fuse Size (Dimensions in mm)	Part No.	Electrical Characteristics				Recommended Environmental Temperature	Materials				Mating Terminal Size	Standard & Certifications																																																					
			Voltage	Interrupting Current	Fuse Ratings	Operating Times		Metal	Plating	Housing	Cover																																																							
ZCASE/SINGLE 		3298***	32 V	2000 A	<table border="1"> <tr><td>40A</td><td>225A</td></tr> <tr><td>60A</td><td>250A</td></tr> <tr><td>80A</td><td>300A</td></tr> <tr><td>100A</td><td>350A</td></tr> <tr><td>125A</td><td>400A</td></tr> <tr><td>150A</td><td>500A</td></tr> <tr><td>175A</td><td>600A</td></tr> <tr><td>200A</td><td>SHUNT</td></tr> </table>	40A	225A	60A	250A	80A	300A	100A	350A	125A	400A	150A	500A	175A	600A	200A	SHUNT	<table border="1"> <thead> <tr> <th rowspan="2">% of Rating</th> <th colspan="3">Opening Time Min. / Max. (s)</th> </tr> <tr> <th>40A-250A</th> <th>300A-500A</th> <th>600A</th> </tr> </thead> <tbody> <tr><td>50</td><td>- / -</td><td>14 400 / -</td><td>14 400 / -</td></tr> <tr><td>100</td><td>14 400 / -</td><td>- / -</td><td>- / -</td></tr> <tr><td>135</td><td>120 / 1800</td><td>- / -</td><td>- / -</td></tr> <tr><td>200</td><td>20 / 450</td><td>1 / 40</td><td>1 / 40</td></tr> <tr><td>350</td><td>1 / 15</td><td>0.3 / 5</td><td>0.3 / 5</td></tr> <tr><td>500</td><td>0.3 / 5</td><td>- / -</td><td>0.1 / 1</td></tr> <tr><td>600</td><td>0.1 / 1</td><td>0.1 / 1</td><td>- / -</td></tr> </tbody> </table>	% of Rating	Opening Time Min. / Max. (s)			40A-250A	300A-500A	600A	50	- / -	14 400 / -	14 400 / -	100	14 400 / -	- / -	- / -	135	120 / 1800	- / -	- / -	200	20 / 450	1 / 40	1 / 40	350	1 / 15	0.3 / 5	0.3 / 5	500	0.3 / 5	- / -	0.1 / 1	600	0.1 / 1	0.1 / 1	- / -	-40 °C to + 125 °C	Cu	Sn	PPA-GF33HS (UL94 HB)	-	M6 (40A - 250A) M8 (300A - 650A)	-		
40A	225A																																																																	
60A	250A																																																																	
80A	300A																																																																	
100A	350A																																																																	
125A	400A																																																																	
150A	500A																																																																	
175A	600A																																																																	
200A	SHUNT																																																																	
% of Rating	Opening Time Min. / Max. (s)																																																																	
	40A-250A	300A-500A	600A																																																															
50	- / -	14 400 / -	14 400 / -																																																															
100	14 400 / -	- / -	- / -																																																															
135	120 / 1800	- / -	- / -																																																															
200	20 / 450	1 / 40	1 / 40																																																															
350	1 / 15	0.3 / 5	0.3 / 5																																																															
500	0.3 / 5	- / -	0.1 / 1																																																															
600	0.1 / 1	0.1 / 1	- / -																																																															
ZCASE M10 		3298*** .ZXM10	32 V	2000 A	<table border="1"> <tr><td>80A</td><td>300A</td></tr> <tr><td>100A</td><td>350A</td></tr> <tr><td>125A</td><td>400A</td></tr> <tr><td>150A</td><td>425A</td></tr> <tr><td>175A</td><td>500A</td></tr> <tr><td>200A</td><td>600A</td></tr> <tr><td>225A</td><td>SHUNT</td></tr> <tr><td>250A</td><td></td></tr> </table>	80A	300A	100A	350A	125A	400A	150A	425A	175A	500A	200A	600A	225A	SHUNT	250A		<table border="1"> <thead> <tr> <th rowspan="2">% of Rating</th> <th colspan="3">Opening Time Min. / Max. (s)</th> </tr> <tr> <th>40A-250A</th> <th>300A-500A</th> <th>600A</th> </tr> </thead> <tbody> <tr><td>50</td><td>- / -</td><td>14 400 / -</td><td>14 400 / -</td></tr> <tr><td>100</td><td>14 400 / -</td><td>- / -</td><td>- / -</td></tr> <tr><td>135</td><td>120 / 1800</td><td>- / -</td><td>- / -</td></tr> <tr><td>200</td><td>1 / 15</td><td>1 / 40</td><td>1 / 40</td></tr> <tr><td>350</td><td>0.3 / 5</td><td>0.3 / 5</td><td>0.3 / 5</td></tr> <tr><td>500</td><td>- / -</td><td>- / -</td><td>0.1 / 1</td></tr> <tr><td>600</td><td>0.1 / 1</td><td>0.1 / 1</td><td>- / -</td></tr> </tbody> </table>	% of Rating	Opening Time Min. / Max. (s)			40A-250A	300A-500A	600A	50	- / -	14 400 / -	14 400 / -	100	14 400 / -	- / -	- / -	135	120 / 1800	- / -	- / -	200	1 / 15	1 / 40	1 / 40	350	0.3 / 5	0.3 / 5	0.3 / 5	500	- / -	- / -	0.1 / 1	600	0.1 / 1	0.1 / 1	- / -	-40 °C to + 125 °C	Cu	Sn	PPA-GF33HS (UL94 HB)	-	M10 (Special Screw)	-		
80A	300A																																																																	
100A	350A																																																																	
125A	400A																																																																	
150A	425A																																																																	
175A	500A																																																																	
200A	600A																																																																	
225A	SHUNT																																																																	
250A																																																																		
% of Rating	Opening Time Min. / Max. (s)																																																																	
	40A-250A	300A-500A	600A																																																															
50	- / -	14 400 / -	14 400 / -																																																															
100	14 400 / -	- / -	- / -																																																															
135	120 / 1800	- / -	- / -																																																															
200	1 / 15	1 / 40	1 / 40																																																															
350	0.3 / 5	0.3 / 5	0.3 / 5																																																															
500	- / -	- / -	0.1 / 1																																																															
600	0.1 / 1	0.1 / 1	- / -																																																															
ZCASE MATERIAL HANDLING 		3998*** .ZXM10	80 V	2000 A	<table border="1"> <tr><td>70A</td><td>250A</td></tr> <tr><td>80A</td><td>300A</td></tr> <tr><td>100A</td><td>350A</td></tr> <tr><td>125A</td><td>400A</td></tr> <tr><td>150A</td><td>425A</td></tr> <tr><td>160A</td><td>500A</td></tr> <tr><td>175A</td><td>600A</td></tr> <tr><td>200A</td><td>SHUNT</td></tr> <tr><td>225A</td><td></td></tr> </table>	70A	250A	80A	300A	100A	350A	125A	400A	150A	425A	160A	500A	175A	600A	200A	SHUNT	225A		<table border="1"> <thead> <tr> <th rowspan="2">% of Rating</th> <th colspan="3">Opening Time Min. / Max. (s)</th> </tr> <tr> <th>40A-250A</th> <th>300A-500A</th> <th>600A</th> </tr> </thead> <tbody> <tr><td>75</td><td>- / -</td><td>14 400 / -</td><td>14 400 / -</td></tr> <tr><td>100</td><td>14 400 / -</td><td>- / -</td><td>- / -</td></tr> <tr><td>135</td><td>120 / 1800</td><td>- / -</td><td>- / -</td></tr> <tr><td>200</td><td>1 / 15</td><td>1 / 40</td><td>1 / 40</td></tr> <tr><td>350</td><td>0.3 / 5</td><td>0.3 / 5</td><td>0.3 / 5</td></tr> <tr><td>500</td><td>- / -</td><td>- / -</td><td>0.1 / 1</td></tr> <tr><td>600</td><td>0.1 / 1</td><td>0.1 / 1</td><td>- / -</td></tr> </tbody> </table>	% of Rating	Opening Time Min. / Max. (s)			40A-250A	300A-500A	600A	75	- / -	14 400 / -	14 400 / -	100	14 400 / -	- / -	- / -	135	120 / 1800	- / -	- / -	200	1 / 15	1 / 40	1 / 40	350	0.3 / 5	0.3 / 5	0.3 / 5	500	- / -	- / -	0.1 / 1	600	0.1 / 1	0.1 / 1	- / -	-40 °C to + 125 °C	Cu	Sn	PPA-GF33HS (UL94 HB)"	-	M10 (Special Screw)	-
70A	250A																																																																	
80A	300A																																																																	
100A	350A																																																																	
125A	400A																																																																	
150A	425A																																																																	
160A	500A																																																																	
175A	600A																																																																	
200A	SHUNT																																																																	
225A																																																																		
% of Rating	Opening Time Min. / Max. (s)																																																																	
	40A-250A	300A-500A	600A																																																															
75	- / -	14 400 / -	14 400 / -																																																															
100	14 400 / -	- / -	- / -																																																															
135	120 / 1800	- / -	- / -																																																															
200	1 / 15	1 / 40	1 / 40																																																															
350	0.3 / 5	0.3 / 5	0.3 / 5																																																															
500	- / -	- / -	0.1 / 1																																																															
600	0.1 / 1	0.1 / 1	- / -																																																															




ZCASE Fuse Selection Chart



Fuse Type	Actual Fuse Size (Dimensions in mm)	Part No.	Electrical Characteristics				Recommended Environmental Temperature	Materials				Mating Terminal Size	Standard & Certifications																																			
			Voltage	Interrupting Current	Fuse Ratings	Operating Times		Metal	Plating	Housing	Cover																																					
ZCASE+ 	Coming up	Coming up	32 V	2000 A	<div style="display: flex; flex-wrap: wrap; gap: 5px;"> <div style="border: 1px solid black; padding: 2px;">100A</div> <div style="border: 1px solid black; padding: 2px;">300A</div> <div style="border: 1px solid black; padding: 2px;">125A</div> <div style="border: 1px solid black; padding: 2px;">350A</div> <div style="border: 1px solid black; padding: 2px;">150A</div> <div style="border: 1px solid black; padding: 2px;">400A</div> <div style="border: 1px solid black; padding: 2px;">175A</div> <div style="border: 1px solid black; padding: 2px;">425A</div> <div style="border: 1px solid black; padding: 2px;">200A</div> <div style="border: 1px solid black; padding: 2px;">500A</div> <div style="border: 1px solid black; padding: 2px;">225A</div> <div style="border: 1px solid black; padding: 2px;">600A</div> <div style="border: 1px solid black; padding: 2px;">250A</div> </div>	<table border="1"> <thead> <tr> <th rowspan="2">% of Rating</th> <th colspan="3">Opening Time Min. / Max. (s)</th> </tr> <tr> <th>40A- 250A</th> <th>300A- 500A</th> <th>600A</th> </tr> </thead> <tbody> <tr> <td>75</td> <td>- / -</td> <td>14 400 / -</td> <td>14 400 / -</td> </tr> <tr> <td>100</td> <td>14 400 / -</td> <td>- / -</td> <td>- / -</td> </tr> <tr> <td>135</td> <td>120 / 1800</td> <td>- / -</td> <td>- / -</td> </tr> <tr> <td>200</td> <td>1 / 15</td> <td>1 / 40</td> <td>1 / 40</td> </tr> <tr> <td>350</td> <td>0.3 / 5</td> <td>0.3 / 5</td> <td>0.3 / 5</td> </tr> <tr> <td>500</td> <td>- / -</td> <td>- / -</td> <td>0.1 / 1</td> </tr> <tr> <td>600</td> <td>0.1 / 1</td> <td>0.1 / 1</td> <td>- / -</td> </tr> </tbody> </table>	% of Rating	Opening Time Min. / Max. (s)			40A- 250A	300A- 500A	600A	75	- / -	14 400 / -	14 400 / -	100	14 400 / -	- / -	- / -	135	120 / 1800	- / -	- / -	200	1 / 15	1 / 40	1 / 40	350	0.3 / 5	0.3 / 5	0.3 / 5	500	- / -	- / -	0.1 / 1	600	0.1 / 1	0.1 / 1	- / -	-40 °C to + 125 °C	Cu	Optional	PPA-GF33HS	-	-	ISO 8820-5
								% of Rating	Opening Time Min. / Max. (s)																																							
40A- 250A	300A- 500A	600A																																														
75	- / -	14 400 / -	14 400 / -																																													
100	14 400 / -	- / -	- / -																																													
135	120 / 1800	- / -	- / -																																													
200	1 / 15	1 / 40	1 / 40																																													
350	0.3 / 5	0.3 / 5	0.3 / 5																																													
500	- / -	- / -	0.1 / 1																																													
600	0.1 / 1	0.1 / 1	- / -																																													

MASTERFUSE Fuse Selection Chart



Fuse Type	Actual Fuse Size (Dimensions in mm)	Part No.	Electrical Characteristics				Recommended Environmental Temperature	Materials				Mating Terminal Size	Standard & Certifications
			Voltage	Interrupting Current	Fuse Ratings	Operating Times		Metal	Plating	Housing	Cover		
FLAT MASTERFUSE 	Customized	0698***	32 V	2000 A	40A - 650A	Customized	-40 °C to + 125 °C	Cu	Optional	PPA-GF33HS	-	-	ISO 8820-5
ZCASE MASTERFUSE 	Customized	0598***	32 V	2000 A	40A - 650A	Customized	-40 °C to + 125 °C	Cu	Optional	PPA-GF33HS (UL94 HB)"	-	-	ISO 8820-5 RoHS
LP ZCASE MASTERFUSE 	Customized	-	32 V	2000 A	40A - 650A	Customized	-40 °C to + 125 °C	Cu	Sn (Optional)	PPA-GF33HS	-	-	-