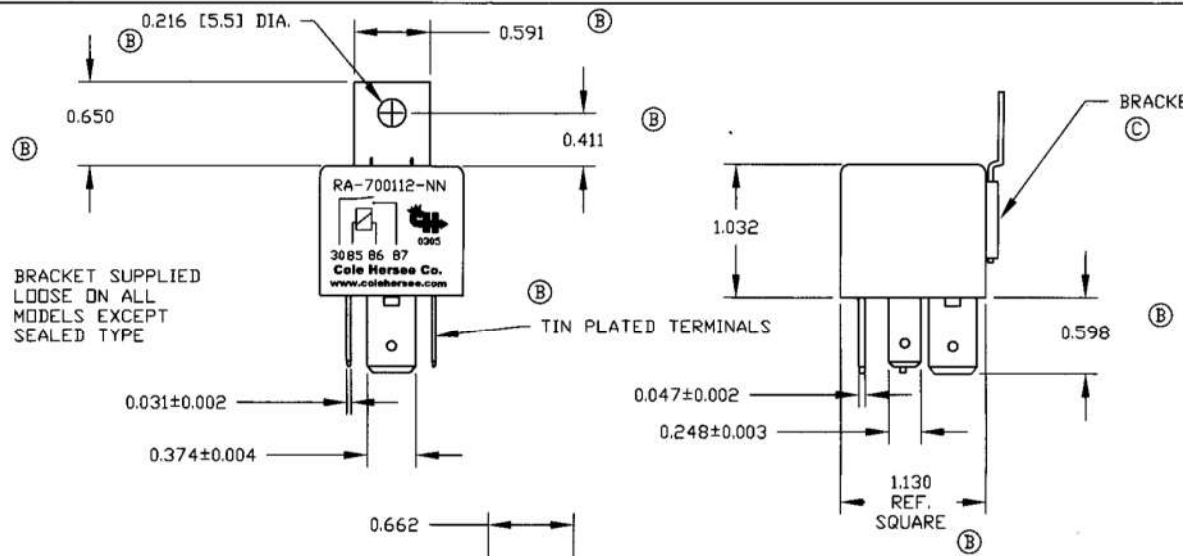


**Revision Control Record**

Rev.	Description of Change	ECN No.	Date
A	NEW REVISION	03267	7/22/03
B	DIMENSIONS & NOTES	03399	9/11/03
C	ADD MODELS WITHOUT BRACKET	04462	11-5-04

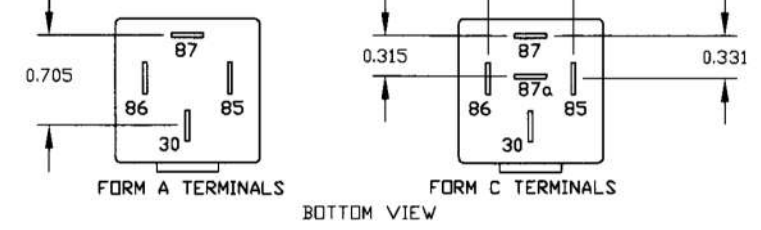


BRACKET SUPPLIED  
LOOSE ON ALL  
MODELS EXCEPT  
SEALED TYPE

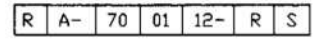
BRACKET RECEPTACLE

**SPECIFICATIONS:**

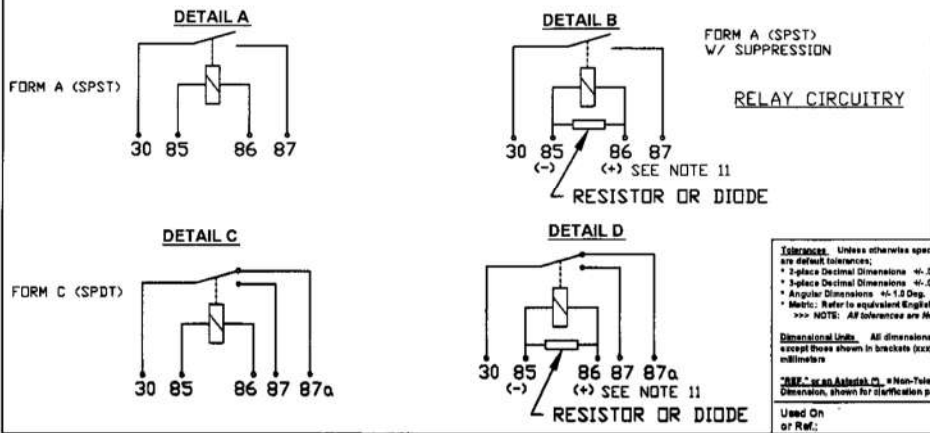
- PULL IN VOLTAGE 7.8 MAX. [ @ 12VDC ], 15.6 MAX. [ @ 24 VDC ]
- RELEASE VOLTAGE 1.2V MIN. [ @ 12VDC ], 2.4 MIN. [ @ 24VDC ]
- MAX VOLTAGE 18VDC FOR 12V RATED RELAY, 36VDC FOR 24VDC.
- TEMPERATURE -40DEG C TO 85 DEG C
- VIBRATION RESISTANCE  
10-55 HZ, DOUBLE AMPLITUDE 1.5 MM
- OPERATION LIFE:  
100,000 ELECTRICAL  
10,000,000 MECHANICAL
- CONTACT RATING: N.O. 70A @ 14VDC, N.C. 60A @ 14VDC,  
N.O. 35 @ 24VDC, N.C. 30A @ 24VDC RESISTIVE
- DIELECTRIC STRENGTH: 500V
- COIL RESISTANCE: 80 OHMS ± 10% FOR 12DC, 320 OHMS FOR 24VDC
- RATED CURRENT OF COIL 150mA @ 12VDC, 75mA @ 24VDC.
- POLARITY ONLY REQUIRED ON DIODE VERSION
- MODELS WITHOUT A BRACKET DO NOT HAVE BRACKET RECEPTACLE



**RELAY PART NUMBER STRUCTURE**



- S = SEALED
- N = NOTHING [NO SEALING]
- R = RESISTOR
- D = DIODE
- N = NOTHING [NO SUPPRESSION]
- 12 = 12VDC
- 24 = 24VDC
- 00 = NO BRACKET [NO BRACKET FOR SEALED TYPE]
- 01 = BRACKET
- 70 = 70A [12VDC]
- 35 = 35A [24VDC]
- A = FORM A [SPST]
- C = FORM C [DPDT]
- R = RELAY



**Tolerances:** Unless otherwise specifically noted, the following are default tolerances:  
 \* 3-place Decimal Dimensions -<math>\pm 0.25^\circ</math>  
 \* 3-place Decimal Dimensions -<math>\pm 0.25^\circ</math>  
 \* Angular Dimensions -<math>\pm 1.0\text{ Deg.}</math>  
 \* Metric: Refer to equivalent English Dimensional Tolerance  
 >>> NOTE: All tolerances are Non-Cumulative. <<<

**Dimensional Units:** All dimensions are expressed in inches except those shown in brackets (xxx) are expressed in millimeters

**REF. to an Asterisk (\*) = Non-Toleranced Reference Dimension, shown for clarification purposes only.**

**PROPRIETARY INFORMATION:** This Engineering Drawing, and the information contained herein, is proprietary to Cole Hersee Company and may not be disclosed, reproduced, or in any other way transferred or communicated to any other party without the express written consent of an authorized representative of Cole Hersee Company.

**DESIGN CONTROL:** It is the responsibility of the individual user/referencing this drawing to assure that the noted design revision level agrees with the revision level of the Controlled Document (Master Drawing). This is a HIGH-CONTROL DOCUMENT unless otherwise specifically noted.

**DO NOT SCALE:** Dimensional variation may occur during printing/reproduction.

**Essential Characteristics:**

- Critical Characteristics, relating to Safety and/or Regulatory Compliance
- Significant Characteristics relating to Process Control (SPC)
- Control Dimension relating to Form - Fit - Function as defined by Cole Hersee Company and/or the Customer

(Note that the identification of any Characteristics as being "Special" does not alter the requirement that ALL specified dimensions & tolerances must be met.)

**Cole Hersee Co.**  
 20 Old Colony Ave., South Boston, MA, 02127  
 Phone: 617-268-2100 Web: www.colehersee.com

**Description:** RELAY, 70A SERIES

**Drawing / Part No.:** RA-70012-NN

Used On or Ref.:	Scale: 1:1	Drawn By: JT	Date Drawn: 7/16/03	Responsible Engineer: JT	Page: Pg. 1 of 2
------------------	------------	--------------	---------------------	--------------------------	------------------

**Revision Control Record**

Rev.	Description of Change	ECN No.	Date
	<b>SEE PAGE ONE FOR REVISION LEVEL</b>		

ⓑ	RC-350124-RN	DETAIL D	35A	FORM C	YES	24 VDC	RESISTOR	NO
ⓒ	RC-350024-RN	DETAIL D	35A	FORM C	NO	24 VDC	RESISTOR	NO
ⓑ	RC-350124-DN	DETAIL D	35A	FORM C	YES	24 VDC	DIODE	NO
ⓒ	RC-350024-DN	DETAIL D	35A	FORM C	NO	24 VDC	DIODE	NO
ⓑ	RC-350124-NN	DETAIL C	35A	FORM C	YES	24 VDC	NONE	NO
ⓒ	RC-350024-NN	DETAIL C	35A	FORM C	NO	24 VDC	NONE	NO
ⓑ	RA-350124-RN	DETAIL B	35A	FORM A	YES	24 VDC	RESISTOR	NO
ⓒ	RA-350024-RN	DETAIL B	35A	FORM A	NO	24 VDC	RESISTOR	NO
ⓑ	RA-350124-DN	DETAIL B	35A	FORM A	YES	24 VDC	DIODE	NO
ⓒ	RA-350024-DN	DETAIL B	35A	FORM A	NO	24 VDC	DIODE	NO
ⓑ	RA-350124-NN	DETAIL A	35A	FORM A	YES	24 VDC	NONE	NO
ⓒ	RA-350024-NN	DETAIL A	35A	FORM A	NO	24 VDC	NONE	NO
	RC-700112-RN	DETAIL D	70A	FORM C	YES	12 VDC	RESISTOR	NO
ⓒ	RC-700012-RN	DETAIL D	70A	FORM C	NO	12 VDC	RESISTOR	NO
	RC-700112-DN	DETAIL D	70A	FORM C	YES	12 VDC	DIODE	NO
ⓒ	RC-700012-DN	DETAIL D	70A	FORM C	NO	12 VDC	DIODE	NO
	RC-700112-NN	DETAIL C	70A	FORM C	YES	12 VDC	NONE	NO
ⓒ	RC-700012-NN	DETAIL C	70A	FORM C	NO	12 VDC	NONE	NO
	RA-700112-RN	DETAIL B	70A	FORM A	YES	12 VDC	RESISTOR	NO
ⓒ	RA-700012-RN	DETAIL B	70A	FORM A	NO	12 VDC	RESISTOR	NO
	RA-700112-DN	DETAIL B	70A	FORM A	YES	12 VDC	DIODE	NO
ⓒ	RA-700012-DN	DETAIL B	70A	FORM A	NO	12 VDC	DIODE	NO
	RA-700112-NN	DETAIL A	70A	FORM A	YES	12 VDC	NONE	NO
ⓒ	RA-700012-NN	DETAIL A	70A	FORM A	NO	12 VDC	NONE	NO
	<b>PART NUMBER</b>	<b>CIRCUITRY</b>	<b>RATING</b>	<b>TERMINAL LAYOUT</b>	<b>BRACKET</b>	<b>VOLTAGE</b>	<b>SUPPRESSION</b>	<b>SEALING</b>

**Tolerances.** Unless otherwise specifically noted, the following are default tolerances:  
 \* 2-place Decimal Dimensions  $\pm .02$ "  
 \* 3-place Decimal Dimensions  $\pm .005$ "  
 \* Angular Dimensions  $\pm 1.0$  Deg.  
 \* Metric: Refer to equivalent English Dimension Tolerance  
 >>> NOTE: All tolerances are Non-Cumulative. <<<

**Dimensional Units.** All dimensions are expressed in inches except those shown in brackets (xx) are expressed in millimeters

"REF." or an Asterisk (\*) = Non-Tolerance Reference Dimension, shown for clarification purposes only.

**PROPRIETARY INFORMATION.** This Engineering Drawing, and the information contained herein, is proprietary to Cole Hersee Company and may not be disclosed, re-produced, or in any other way transferred or communicated to any other party without the express written consent of an authorized representative of Cole Hersee Company.

**REVISION CONTROL.** It is the responsibility of the individual using/referencing this drawing to ensure that the noted design revision level agrees with the revision level of the Controlled Document (Master Drawing). This is a NON-CONTROLLED DOCUMENT unless otherwise specifically noted.

**DO NOT SCALE** - Dimensional variation may occur during printing/reproduction.

**Special Characteristics:**

Critical Characteristic, relating to Safety and/or Regulatory Compliance

Significant Characteristic relating to Process Control (SPC)

Control Dimension relating to Form - Fit - Function as defined by Cole Hersee Company and/or the Customer

(Note that the Identification of any Characteristics as being "Special" does not alter the requirement that ALL specified dimensions & tolerances must be met.)

**Cole Hersee Co.**  
 20 Old Colony Ave., South Boston, MA, 02127  
 Phone: 617-288-2100 Web: www.colehersee.com

Description: **RELAY 70A SERIES**

Drawing/Part No.: **RA-700112-NN**

SEE PG. 1 FOR REV.

Used On or Ref:

Scale: **1:1**

Drawn By: **JT**

Date Drawn: **6/16/03**

Responsible Engineer: **JT**

Pg. 2 of 2