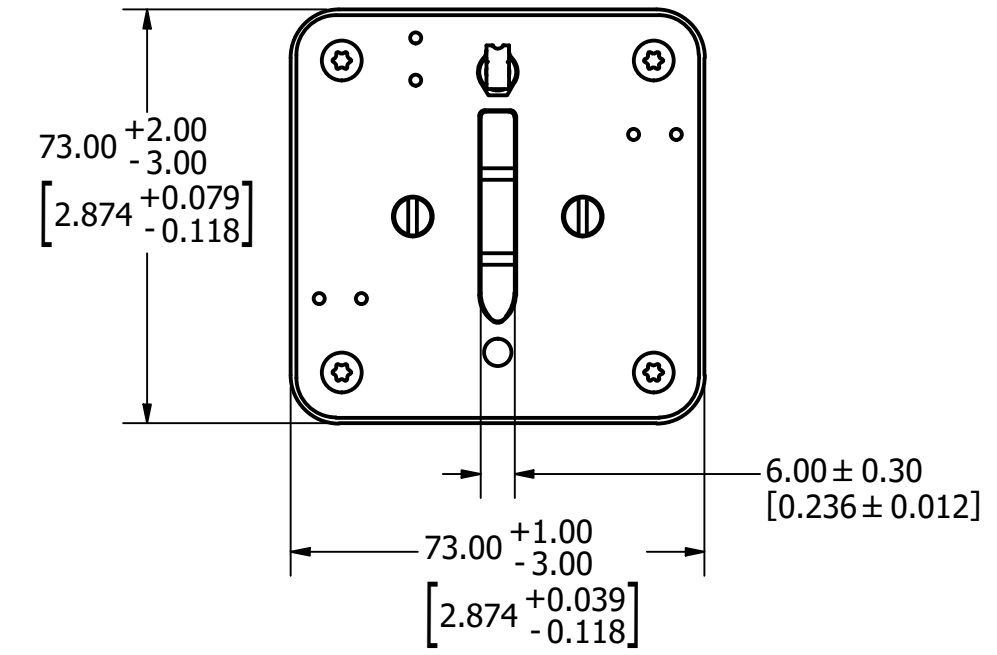
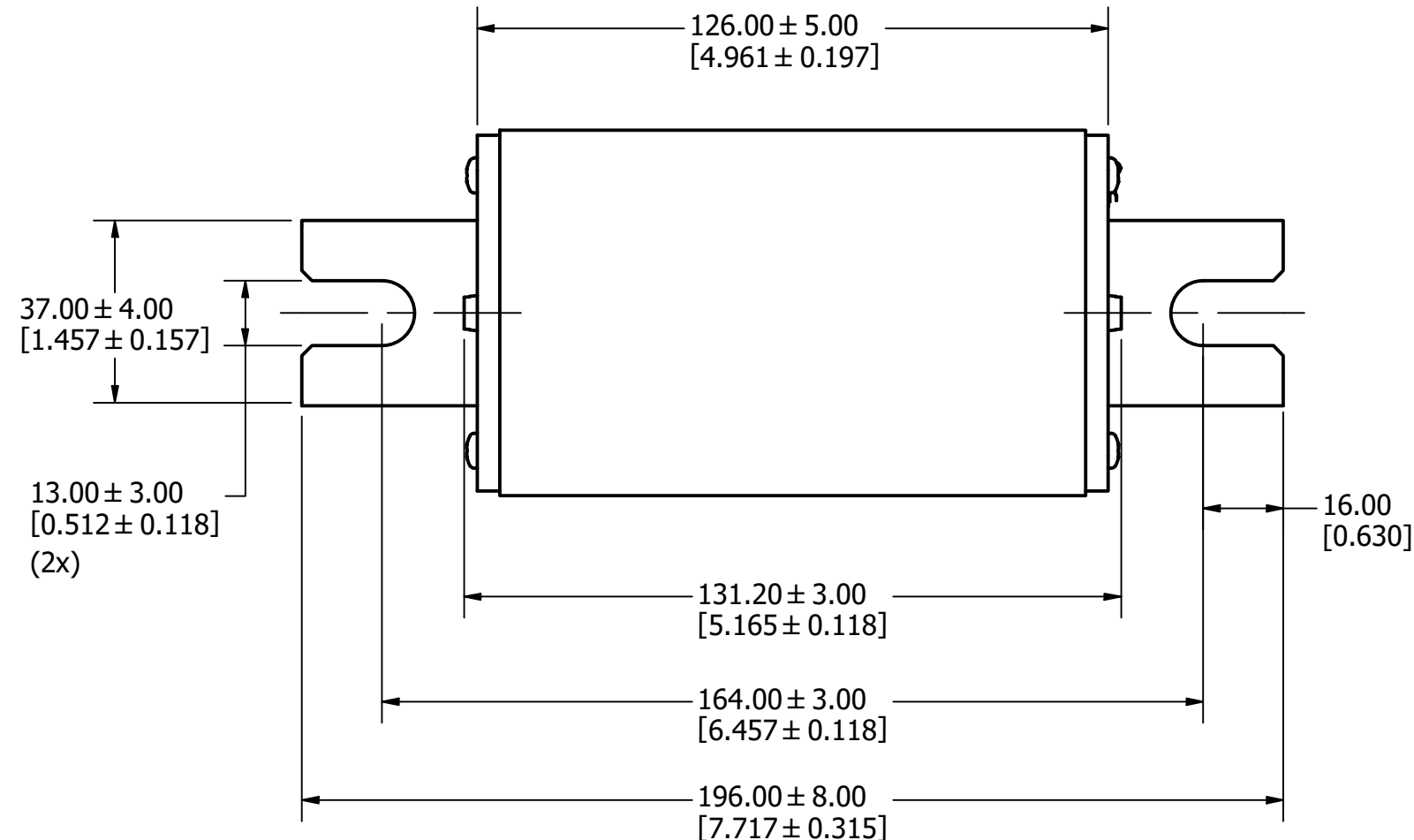


REVISION		
REV	DATE	DESCRIPTION
A	1/22/18	518726GCP - RELEASE PER EM2951 MRY
B	1/3/19	520232ECP/D - CHANGE BLADE WIDTH MRY
C	3/31/22	524923ECP/D - ADD TOLERANCES MRY

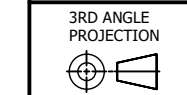


●	DENOTES CRITICAL CHARACTERISTICS.
CPK	DENOTES CPK DIMENSIONS, -MINIMUM CPK VALUE
⊠	DENOTES A CHARACTERISTIC THAT PROVIDES AN INDICATION OF PROCESS PERFORMANCE. PROCEDURE FOR MEASUREMENT AND TRACKING TO BE DEFINED IN LITTELFUSE INSPECTION INSTRUCTIONS.
CP	DENOTES CP DIMENSIONS, -MINIMUM CP VALUE MUST BE WITHIN THE DIMENSIONAL LIMITATIONS SHOWN ON DRAWING AND INITIALLY LOCATED TO ALLOW FOR MAXIMUM TOOL LIFE.

B

MATL SPEC		FINISH	
DRW MYORK	DATE 9/18/2017	SCALE NTS	FINISH GOOD WT GRAMS/PIECE

UNLESS OTHERWISE SPECIFIED, DIMENSIONS ARE IN MILLIMETERS, DIMENSIONS IN BRACKETS [] ARE INCHES DIMENSIONING AND DO NOT INCLUDE PLATING. TOLERANCING TO BE INTERPRETED IN ACCORDANCE WITH ANSI Y14.5M-1994



TITLE 1500VDC SIZE 3L W/ U-BLADE PHOTOVOLTAIC FUSE OUTLINE

 CHICAGO, ILLINOIS 60631	REVISION	DRWG NO.	SHEET 1 OF 1
	C	OL-SPNH000.X3LDE	