

# POWR-GARD® Fuse Datasheet

## SPXC-S SERIES SOLAR FUSE

1500 V dc • 1 – 4 A

UL CE gPV RoHS REACH



### Description

The Littelfuse SPXC-S silver plated solar string fuse is designed specifically for 1-4 A 1500 V dc applications.

### Features/Benefits

- Full range, fast-acting fuse helps eliminate common low-overload faults
- 10 x 57 mm package size
- Up to 50,000A interrupting rating

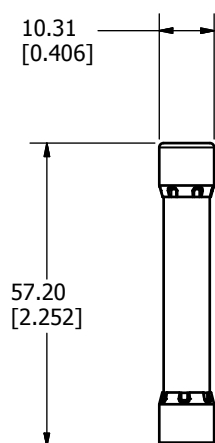
### Applications

- Inverters
- Combiner boxes

### Web Resources

Download technical resources at: [Littelfuse.com/spxcs](http://Littelfuse.com/spxcs)

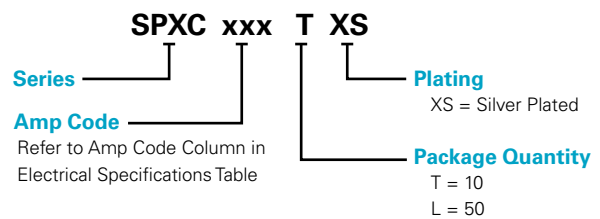
### Dimensions mm (inches)



### Specifications

<b>Voltage Rating</b>	1500 V dc
<b>Amperage Rating</b>	1, 2, 2.25, 2.5, 3, 3.5, 4 A
<b>Interrupting Rating</b>	15 kA (UL 248-19)
	50 kA (Self-Certified)
<b>Time Constant</b>	≤ 1ms
<b>Material</b>	Body: Melamine Caps: Copper Alloy (Silver Plated)
<b>Approvals</b>	UL Listed (File: E339112)
<b>Applicable Standards</b>	UL 248-1, 248-19 IEC 60269-6 (electrically only)
<b>Environmental</b>	RoHS Compliant REACH
<b>Country of Origin</b>	Mexico

### Part Numbering System



# POWR-GARD® Fuse Datasheet

## SPXC-S SERIES SOLAR FUSE

### Ordering Information

SERIES	AMPERAGE	AMP CODE	CATALOG NUMBER	PRODUCT MARKING	PACK QUANTITY	ORDERING NUMBER	UPC
SPXCS	1	001.	SPXC001-S	SPXC 1-S	10	SPXC001.TXS	07945822130
					50	SPXC001.LXS	07945822132
SPXCS	2	002.	SPXC002-S	SPXC 2-S	10	SPXC002.TXS	07945822134
					50	SPXC002.LXS	07945822136
SPXCS	2.25	2.25	SPXC2.25-S	SPXC 2 ¼-S	10	SPXC2.25TXS	07945819890
					50	SPXC2.25LXS	07945819892
SPXCS	2.5	02.5	SPXC02.5-S	SPXC 2 ½-S	10	SPXC02.5TXS	07945819894
					50	SPXC02.5LXS	07945819896
SPXCS	3	003.	SPXC003-S	SPXC 3-S	10	SPXC003.TXS	07945819898
					50	SPXC003.LXS	07945819900
SPXCS	3.5	03.5	SPXC03.5-S	SPXC 3 ½-S	10	SPXC03.5TXS	07945819902
					50	SPXC03.5LXS	07945819904
SPXCS	4	004.	SPXC004-S	SPXC 4-S	10	SPXC004.TXS	07945819906
					50	SPXC004.LXS	07945819908

### Electrical Specifications

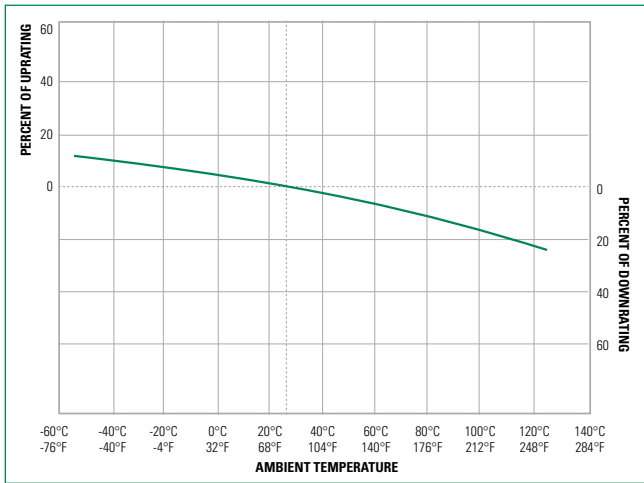
AMPERAGE	VOLTAGE	INTERRUPTING RATING	NOM COLD RESISTANCE (ohm)	WATTS LOSS AT 100 % RATED CURRENT (W)	WATTS LOSS AT 80 % RATED CURRENT (W)	MELTING I <sup>2</sup> t (A <sup>2</sup> s) (1500 V dc)	TOTAL CLEARING I <sup>2</sup> t (A <sup>2</sup> s) 15 kA (1500 V dc)
	DC	DC					
1	1500	50 kA*	0.6253	1.07	0.56	0.29	0.53
2	1500	50 kA*	0.1905	1.32	0.70	1.55	5.13
2.25	1500	50 kA*	0.1245	0.90	0.50	5	13
2.5	1500	50 kA*	0.0793	0.91	0.50	11	26
3	1500	50 kA*	0.0721	0.92	0.51	14	40
3.5	1500	50 kA*	0.0487	0.94	0.53	34	87
4	1500	50 kA*	0.0439	0.95	0.54	56	127

\* 50 kA self-certified

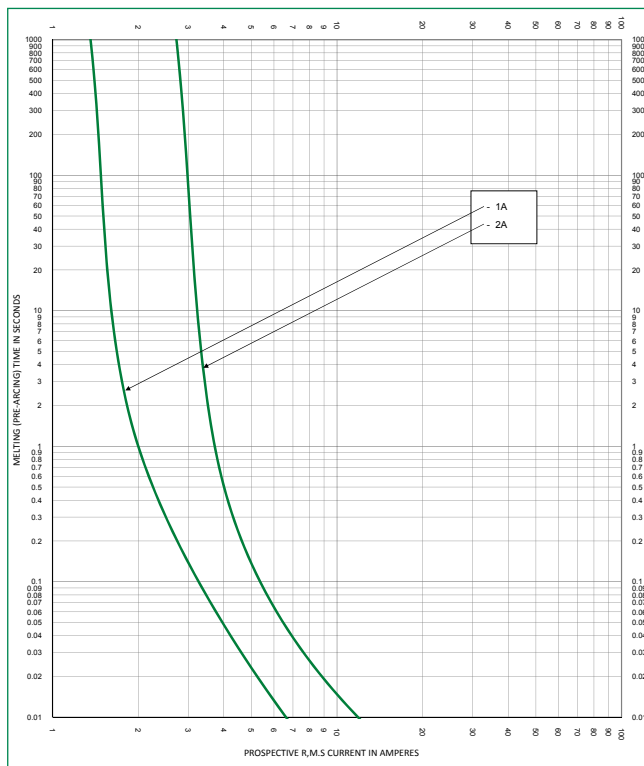
### Electrical Specification – Agency Requirements

AMPERAGE RATING	OPENING TIME (MINUTES)			
	100 % OF AMP RATING PER UL	105 % OF AMP RATING PER IEC	135 % OF AMP RATING PER UL	200 % OF AMP RATING PER UL
1-4	Temperature Stabilization	60 Min	60 Max	4 Max

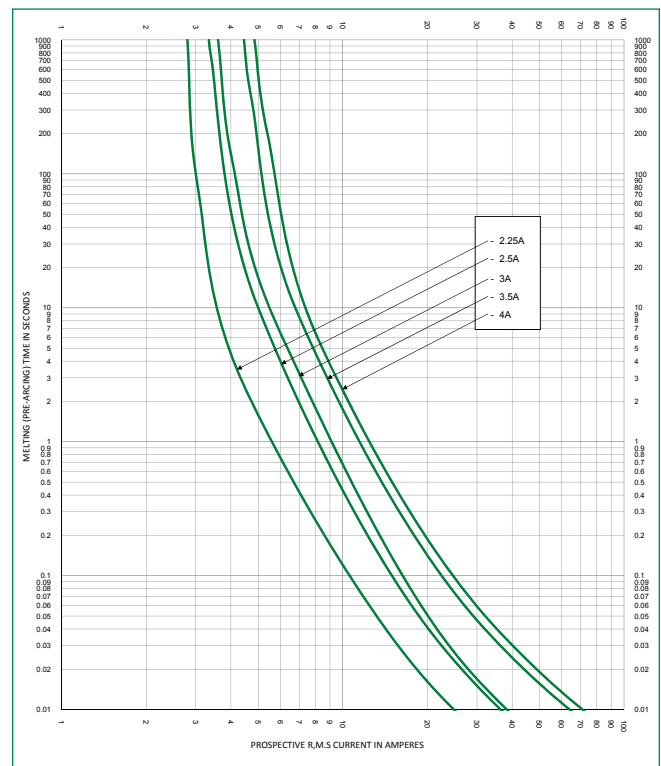
### Temperature Derating Curve (Temperature of Air Immediately Surrounding Fuse)



### Time Current Curve (1-2 A)



### Time Current Curve (2.25-4 A)



**Disclaimer Notice** – Information furnished is believed to be accurate and reliable. However, users should independently evaluate the suitability of and test each product selected for their own applications. Littelfuse products are not designed for, and may not be used in, all applications. Read complete Disclaimer Notice at [www.littelfuse.com/product-disclaimer](http://www.littelfuse.com/product-disclaimer).