

POWR-GARD® Fuse Datasheet

SPXC SERIES SOLAR FUSE

1500 V dc • 1 – 4 A



Description

The Littelfuse SPXC solar string fuse is designed specifically for 1-4 A 1500 V dc applications.

Features/Benefits

- Full range, fast-acting fuse helps eliminate common low-overload faults
- 10 x 57 mm package size
- Up to 50,000A interrupting rating

Applications

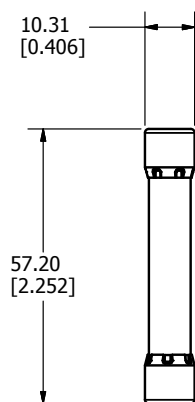
- Inverters
- Combiner boxes

Web Resources

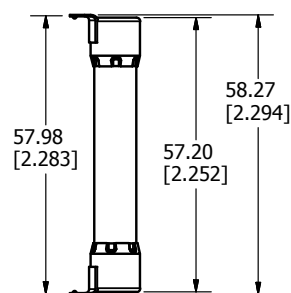
Download technical resources at: Littelfuse.com/spxc
 For silver plated version: Littelfuse.com/spxcs

Dimensions mm (inches)

SPXC



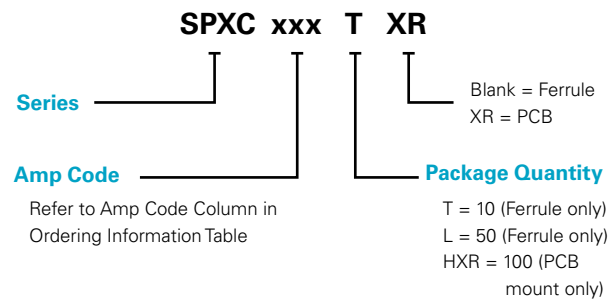
SPXC WITH PCB LEADS



Specifications

Voltage Rating	1500 V dc
Amperage Rating	1, 2, 2.25, 2.5, 3, 3.5, 4 A
Interrupting Rating	15 kA (UL 248-19) 50kA (Self-Certified)
Time Constant	≤ 1ms
Material	Body: Melamine Caps: Copper Alloy (Nickel Plated)
Approvals	UL Listed (File: E339112)
Applicable Standards	UL 248-1, 248-19 IEC 60269-6 (electrically only)
Environmental	RoHS Compliant REACH
Country of Origin	Mexico

Part Numbering System



POWR-GARD® Fuse Datasheet

SPXC SERIES SOLAR FUSE

Ordering Information

Ferrule Version

SERIES	AMPERAGE	AMP CODE	CATALOG NUMBER	PRODUCT MARKING	PACK QUANTITY	ORDERING NUMBER	UPC
SPXC	1	001.	SPXC001	SPXC 1	10	SPXC001.T	07945822129
					50	SPXC001.L	07945822131
SPXC	2	002.	SPXC002	SPXC 2	10	SPXC002.T	07945822133
					50	SPXC002.L	07945822135
SPXC	2.25	2.25	SPXC2.25	SPXC 2 ¼	10	SPXC2.25T	07945819889
					50	SPXC2.25L	07945819891
SPXC	2.5	02.5	SPXC02.5	SPXC 2 ½	10	SPXC02.5T	07945819893
					50	SPXC02.5L	07945819895
SPXC	3	003.	SPXC003	SPXC 3	10	SPXC003.T	07945819897
					50	SPXC003.L	07945819899
SPXC	3.5	03.5	SPXC03.5	SPXC 3 ½	10	SPXC03.5T	07945819901
					50	SPXC03.5L	07945819903
SPXC	4	004.	SPXC004	SPXC 4	10	SPXC004.T	07945819905
					50	SPXC004.L	07945819907

Ordering Information

PCB Version

SERIES	AMPERAGE	AMP CODE	CATALOG NUMBER	PRODUCT MARKING	PACK QUANTITY	ORDERING NUMBER	UPC
SPXC-R	1	001.	SPXC001-R	SPXC 1-R	100	SPXC001.HXR	07945822137
SPXC-R	2	002.	SPXC002-R	SPXC 2-R	100	SPXC002.HXR	07945822138
SPXC-R	2.25	2.25	SPXC2.25-R	SPXC 2 ¼-R	100	SPXC2.25HXR	07945822139
SPXC-R	2.5	02.5	SPXC02.5-R	SPXC 2 ½-R	100	SPXC02.5HXR	07945822140
SPXC-R	3	003.	SPXC003-R	SPXC 3-R	100	SPXC003.HXR	07945822141
SPXC-R	3.5	03.5	SPXC03.5-R	SPXC 3 ½-R	100	SPXC03.5HXR	07945822142
SPXC-R	4	004.	SPXC004-R	SPXC 4-R	100	SPXC004.HXR	07945822143

Electrical Specifications

AMPERAGE	VOLTAGE	INTERRUPTING RATING	NOM COLD RESISTANCE (ohm)	WATTS LOSS AT 100 % RATED CURRENT (W)	WATTS LOSS AT 80 % RATED CURRENT (W)	MELTING I ² t (A ² s) (1500V dc)	TOTAL CLEARING I ² t (A ² s) 15 kA (1500 V dc)
	DC	DC					
1	1500	50 kA*	0.6253	1.07	.56	0.29	0.53
2	1500	50 kA*	0.1905	1.32	.70	1.55	5.13
2.25	1500	50 kA*	0.1245	0.90	0.50	5	13
2.5	1500	50 kA*	0.0793	0.91	0.50	11	26
3	1500	50 kA*	0.0721	0.92	0.51	14	40
3.5	1500	50 kA*	0.0487	0.94	0.53	34	87
4	1500	50 kA*	0.0439	0.95	0.54	56	127

* 50 kA self-certified

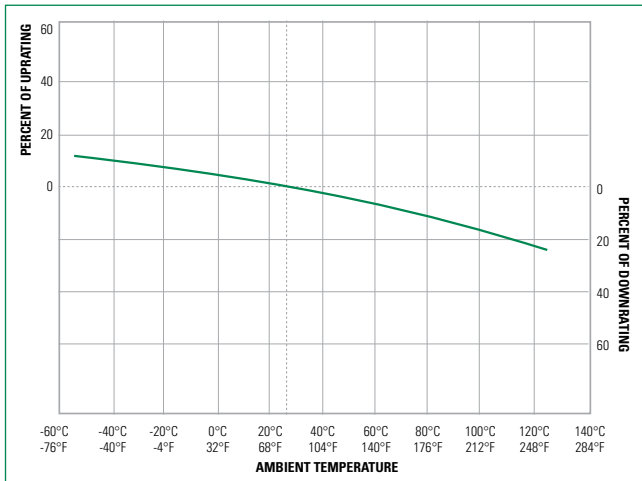
Electrical Specification – Agency Requirements

AMPERAGE RATING	OPENING TIME (MINUTES)			
	100 % OF AMP RATING PER UL	105 % OF AMP RATING PER IEC	135 % OF AMP RATING PER UL	200 % OF AMP RATING PER UL
1-4	Temperature Stabilization	60 Min	60 Max	4 Max

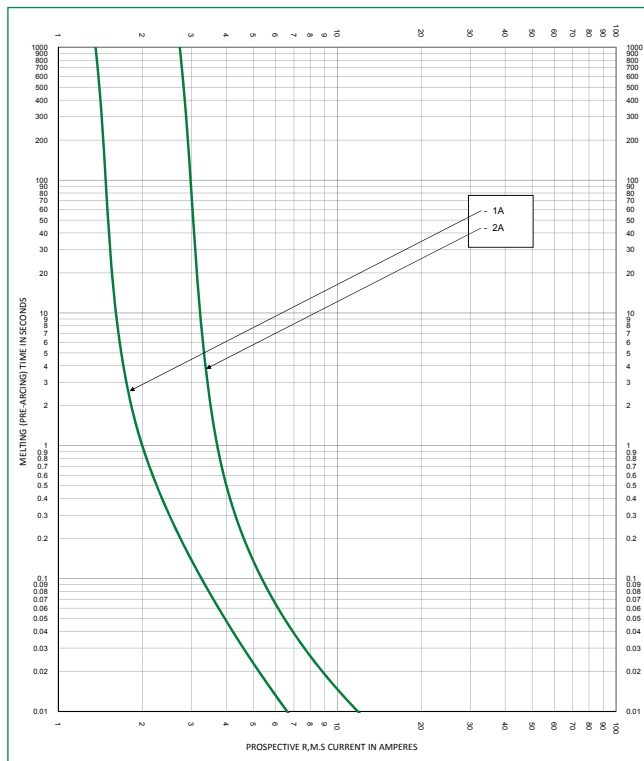
POWR-GARD® Fuse Datasheet

SPXC SERIES SOLAR FUSE

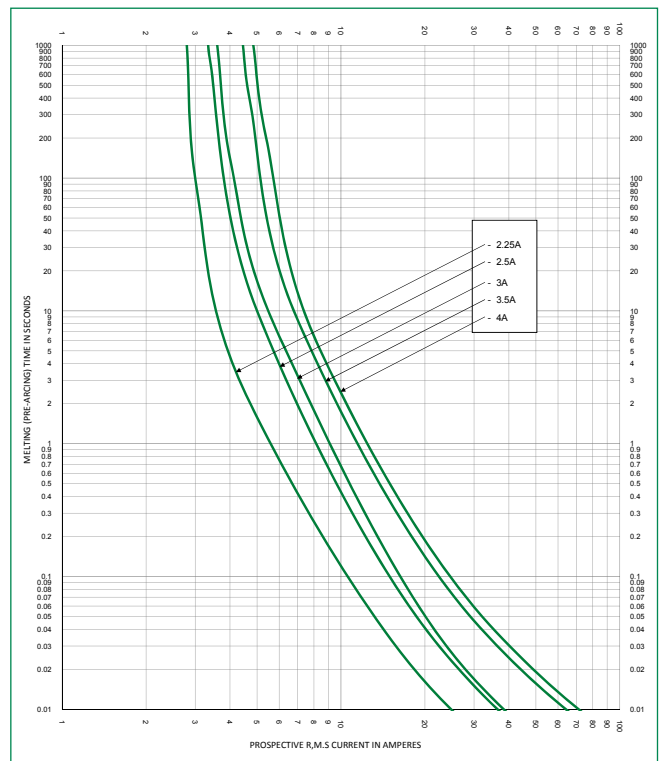
Temperature Derating Curve (Temperature of Air Immediately Surrounding Fuse)



Time Current Curve (1-2 A)



Time Current Curve (2.25-4 A)



Disclaimer Notice – Information furnished is believed to be accurate and reliable. However, users should independently evaluate the suitability of and test each product selected for their own applications. Littelfuse products are not designed for, and may not be used in, all applications. Read complete Disclaimer Notice at www.littelfuse.com/product-disclaimer.