

# Time Delay Relays

## DELAY-ON-MAKE

### TRM Series



### Description

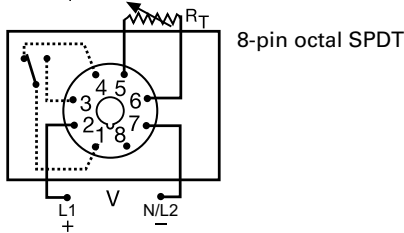
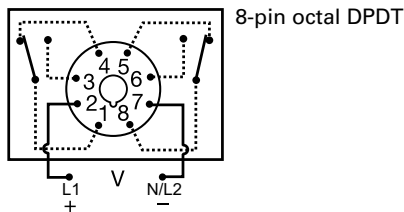
The TRM series is a combination of digital electronic circuitry and electromechanical relay output. It provides input to output isolation with a wide variety of input voltages and time ranges. Standard plug-in base wiring, fast reset, rugged enclosure, and good repeat accuracy make the TRM a select choice in any OEM application.

#### Operation (Delay-on-Make)

Upon application of input voltage, the time delay begins. The output is de-energized before and during the time delay. At the end of the time delay, the output relay energizes and remains energized until input voltage is removed.

**Reset:** Removing input voltage resets the time delay and output.

### Wiring Diagram



V = Voltage  
 $R_T$  is used when external adjustment is ordered. Relay contacts are isolated.

### Features & Benefits

FEATURES	BENEFITS
<b>Electronic circuitry with electromechanical relay</b>	Repeat Accuracy +/- 2 %
<b>Isolated 8 A, SPDT or DPDT output contacts</b>	Allows control of loads with independent voltage sources.

### Ordering Information

MODEL	INPUT VOLTAGE	ADJUSTMENT	OUTPUT	TIME TOLERANCE	TIME DELAY
TRM24A8Y5	24 V ac	External	Octal, SPDT without potentiometer	+/- 10%	0.1–5 s
TRM24D1X10	24 V dc/28 V dc	Fixed	Octal, DPDT	+/- 20%	10 s
TRM24D1X2	24 V dc/28 V dc	Fixed	Octal, DPDT	+/- 20%	2 s

# Time Delay Relays

## DELAY-ON-MAKE


### Accessories



**OT08PC 8-pin Octal Socket for UL listing\***  
8-pin 35 mm DIN-rail or surface mount. Rated at 10 A @ 600 V ac. Surface mounted with two #6 screws or snaps onto a 35 mm DIN rail.



**OT11PC Octal Socket for UL listing\***  
11-pin surface & DIN rail mountable. Rated for 10 A @ 300 V ac



**P1011-6 Octal Socket for UL listing\***  
8-pin surface mount socket with binder head screw terminals. Rated 10 A @ 600 V ac.



**P1004-95, P1004-95-X Versa-Pot**  
Panel mountable, industrial potentiometer recommended for remote time delay adjustment.



**P0700-7 Versa-Knob**  
Designed for 0.25 in (6.35 mm) shaft of Versa-Pot. Semi-gloss industrial black finish.



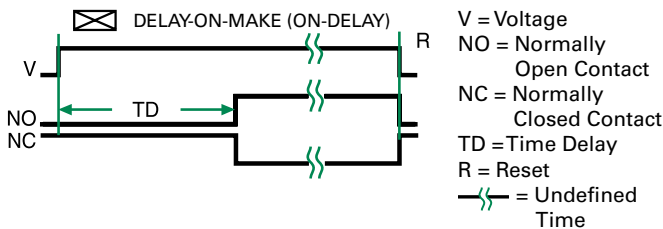
**C103PM (AL) DIN Rail**  
35 mm aluminum DIN rail available in a 36 in. (91.4 cm) length.

### Selection Guide

External R <sub>T</sub> P/N Selection Table	
VALUE	PART NUMBER**
100K ohm	P1004-95
100K ohm	P1004-95-X

\*\*Externally adjustable potentiometers. Numbers with additional "-X" include two pre-soldered 8" wire leads with 1/4" female quick-connect terminals (for clockwise increase).

### Function Diagram



### Specifications

#### Time Delay

##### Type

Digital circuitry

##### Range

See "Ordering Information" table

##### Repeat Accuracy

±2 %

##### Fixed Time Tolerance & Setting Accuracy

±5, 10, or 20 %

##### Reset Time

≤ 50 ms

##### Recycle Time

After timing: ≤ 20 ms  
During timing: 0.1 % of max. time delay or 75 ms, whichever is greater

#### Time Delay vs Temp. & Voltage Indicator

≤±5 %

LED glows after time delay; relay is energized

#### Input

##### Voltage

24 V dc; 24, 120 V ac

##### Tolerance

-15 %–20 %

##### 24 V dc/ac

-20 %–10 %

##### 120 V ac

##### AC Line Frequency

50/60 Hz

##### Power Consumption

≤ 3.25W

#### Output

##### Type

Electromechanical relay

##### Form

Isolated DPDT or SPDT

##### Rating

8 A resistive @ 120/240 V ac;

1/3 hp @ 120/240 V ac

Mechanical - 1 x 10<sup>7</sup>; Electrical - 1 x 10<sup>6</sup>

#### Life

#### Protection

##### Isolation Voltage

≥ 1500 V rms between input & output terminals

##### Insulation Resistance

≥ 100 MΩ

##### Polarity

Dc units are reverse polarity protected

#### Mechanical

##### Mounting

Plug-in socket

##### Dimensions

**H** 44.45 mm (1.75"); **W** 60.33 mm (2.38");

**D** (with socket) 104.78 mm (4.13")

Octal 8-pin or 11-pin plug-in

#### Termination

#### Environmental

##### Operating/Storage

##### Temperature

-20 °C to 65 °C / -30 °C to 85 °C

##### Weight

≈ 4 oz (113 g)

##### Safety Marks

##### UL (socket required)\*

UL 508 (E57310)

\*UL Listed when used with Part Number OT08-PC or RB08-PC manufactured by Custom Connector Corp.

**Note:** Manufacturer's recommended screw terminal torque for the OT series sockets is 12 in.-lbs.

**Disclaimer Notice** – Information furnished is believed to be accurate and reliable. However, users should independently evaluate the suitability of and test each product selected for their own applications. Littelfuse products are not designed for, and may not be used in, all applications. Read complete Disclaimer Notice at [www.littelfuse.com/product-disclaimer](http://www.littelfuse.com/product-disclaimer).