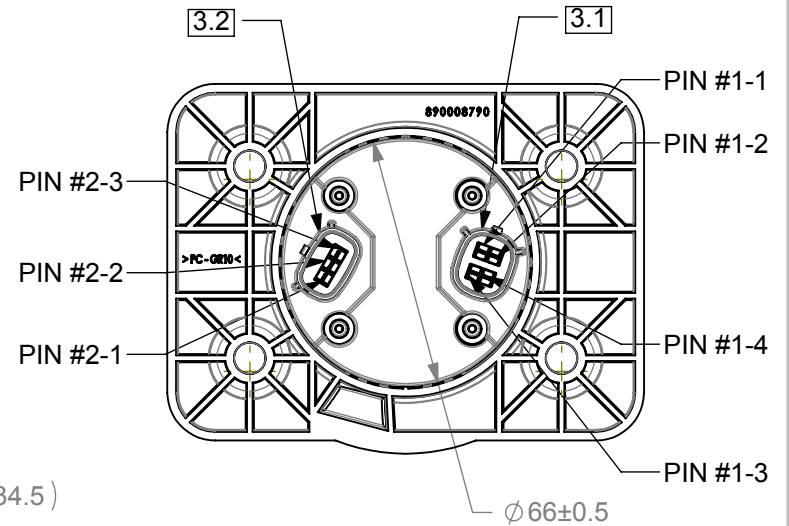
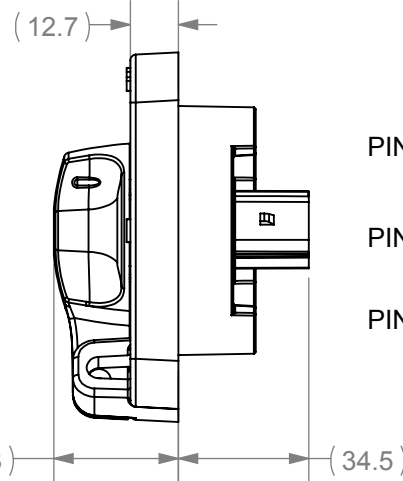
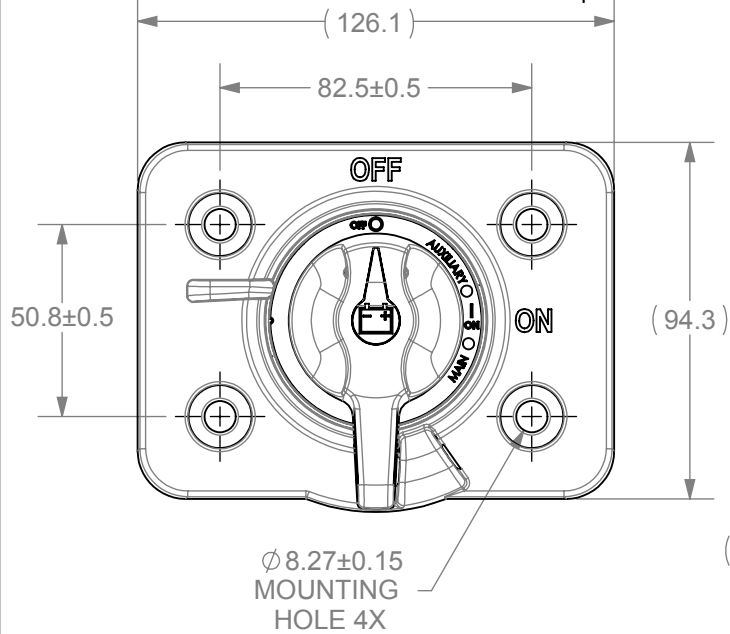
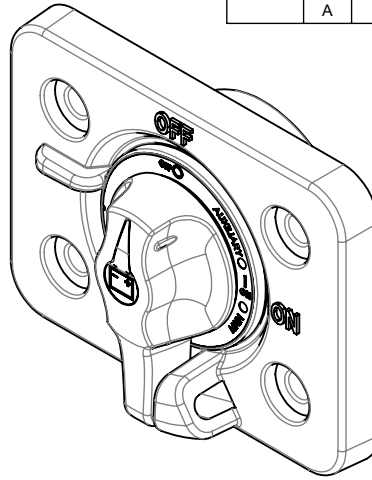


NOTES: (UNLESS OTHERWISE SPECIFIED)

- ASSOCIATED CAD FILE DEFINES ALL NONDIMENSIONED FEATURES.
- PRODUCT WEIGHT: 0.178kg
- MATING CONNECTOR INTERFACE:
 - 3.1** CONNECTS TO MOLEX 33472-0406 MX150 SEALED FEMALE CONNECTOR
 - 3.2** CONNECTS TO MOLEX 33471-0306 MX150 SEALED FEMALE CONNECTOR
- IP RATING: IP67 & IP69K
- ELECTRICAL RATING:
 MAX VOLTAGE: 16 Vdc
 CONTINUOUS CURRENT: 50 mAmps

REVISIONS				
ZONE	REV.	DESCRIPTION	DATE	APPROVED
	A	PER EC#515332: INITIAL RELEASE	1/4/2016	J. LIU



PIN ID			
PIN #1-1	PIN #1-2	PIN #1-3	PIN #1-4
PWR From Main PNDB	Control Signal to Main PNDB	LED Pull-Down Line to Main PNDB	OFF Signal From Main PNDB
PIN #2-1	PIN #2-2	PIN #2-3	
Control Signal to Aux PNDB	OFF Signal From Aux PNDB	LED Pull-Down Line to Aux PNDB	

DIMENSIONS ARE IN MM.

DIMENSIONS AND TOLERANCES ARE DEFINED ACCORDING TO ANSI / ASME Y14.5M-1994

THIS DRAWING AND THE INFORMATION CONTAINED WITHIN IT ARE CONFIDENTIAL AND MAY NOT BE COPIED OR DISCLOSED WITHOUT THE WRITTEN PERMISSION OF LITTELFUSE

	NAME	DATE
DRAWN	J. LIU	1/4/2016
CHECKED	-	-
-	-	-
-	-	-
-	-	-

THIRD ANGLE PROJECTION



Expertise Applied | Answers Delivered
 805 W. Orchard Dr., Ste. 6 Bellingham, WA 98225
 Phone (360)738-9010 Fax (360)738-0372

SW-BATT, C/O, POS, W/LOCKOUT, DUAL

SIZE A	DWG. NO. 880176801A	REV. A
SCALE 1:2		SHEET 1 OF 1