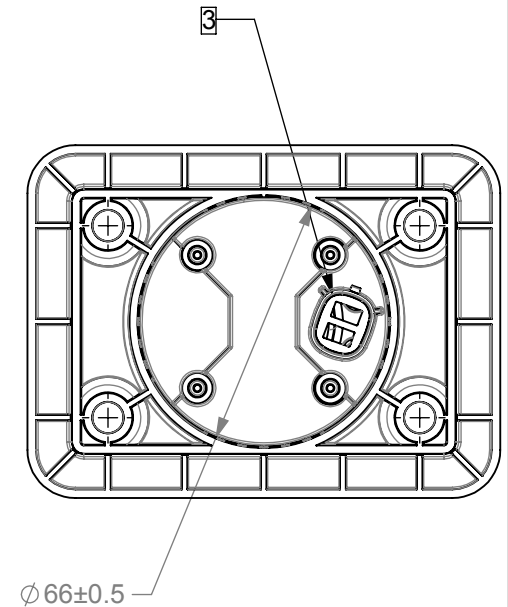
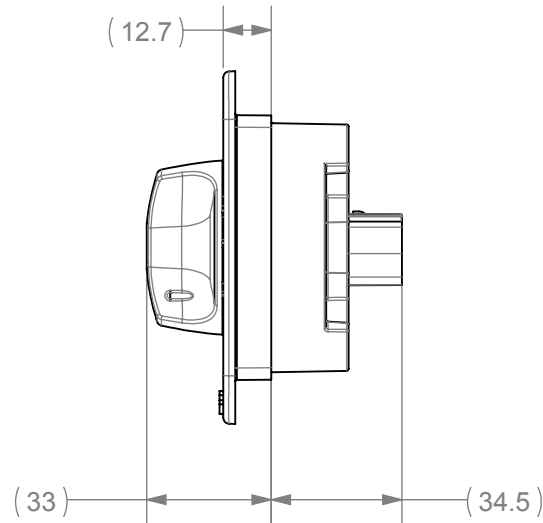
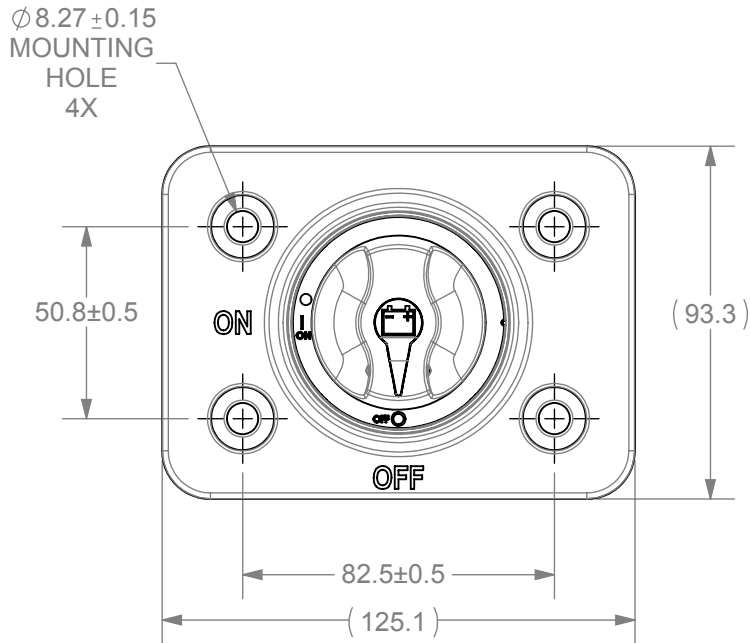
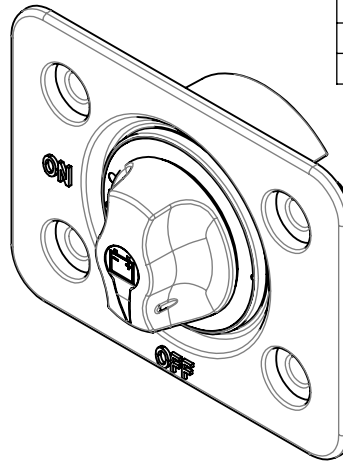


NOTES: (UNLESS OTHERWISE SPECIFIED)

1. ASSOCIATED CAD FILE DEFINES ALL NONDIMENSIONED FEATURES.
2. PRODUCT WEIGHT: 0.160kg
3. MATING CONNECTOR INTERFACE:
CONNECTS TO MOLEX 33472-0406 MX150 SEALED FEMALE CONNECTOR

REVISIONS				
ZONE	REV.	DESCRIPTION	DATE	APPROVED
	A	INITIAL RELEASE - 508240ERT	5/7/2013	M. MILLSON
	B	PER EC#510026 BOM CHANGE	2/6/2014	J. LIU



DIMENSIONS ARE IN MM.

DIMENSIONS AND TOLERANCES ARE DEFINED ACCORDING TO ANSI / ASME Y14.5M-1994

THIS DRAWING AND THE INFORMATION CONTAINED WITHIN IT ARE CONFIDENTIAL AND MAY NOT BE COPIED OR DISCLOSED WITHOUT THE WRITTEN PERMISSION OF LITTELFUSE

	NAME	DATE
DRAWN	M Millson	5/7/2013
CHECKED	-	-
-	-	-
-	-	-
-	-	-

THIRD ANGLE PROJECTION



Expertise Applied | Answers Delivered
425 Sequoia Drive Bellingham, WA 98226
Phone (360)738-9010 Fax (360)738-0372

Positive Cut Off SW Single

Part Number: 888842000 888842000A

SIZE A	DWG. NO. 888842000	REV. B
-----------	-----------------------	-----------

SCALE 1:2

SHEET 1 OF 1