


Leaded Thermistors

NGD Series

Glass-Encapsulated NTC Thermistor

REACH RoHS



Description

The NGD series glass-encapsulated thermistors are manufactured using exceptionally stable chips that are hermetically sealed in a glass (DO-35, DO-34, DO-41 diode style) package. The result is a device that exhibits excellent long-term reliability and stability even under severe environmental or thermal conditions. The uniform dimensions and axial configuration make them especially suitable for use with automatic insertion equipment. Options include special lead forms as well as tape and reel packaging. These thermistors are very cost-effective and available with a variety of resistance values and tolerances. They are used in numerous industrial applications.

Features

- High-precision resistance and beta β value
- High-temperature capability to +300 °C except for tinning, which is rated at +250 °C
- Hermetically sealed glass package
- Tinned CCS lead wires can be soldered or welded
- Excellent long-term stability
- High-voltage insulation
- Low cost

Benefits

- Efficient
- Cost-effective
- Fast response time
- Fits into different housing options with various shapes
- Provides simple sensing temperature method

Applications

- HVAC
- Duct Averaging Sensors
- Building Automation
- Appliances
- Consumer Electronics
- Low Cost Probe Assemblies
- Printed circuit board

Leaded Thermistors

NGD Series

Specifications

PART NUMBER	RESISTANCE IN OHMS AT 25 °C (Ω)	RESISTANCE TOLERANCE ± % @ 25 °C	BETA K 0-50 °C	OPERATING TEMPERATURE MAX °C	TEMPERATURE COEFFICIENT @ 25 °C	RESISTANCE-TEMPERATURE CURVE
NGD3103F3T1NLT001	10000	1	3892	300	-	J
NGD3103J3V2NHT001	10000	5	3892	232	-4.4% / °C	J
NGD3103K3T1NHT001	10000	10	3892	232	-4.4% / °C	J
NGD3103K3T1NLB001	10000	10	3892	300	-4.4% / °C	J
NGD3154K3T1NLB001	150000	10	3892	300	-4.4% / °C	J
NGD3203K3T1NLB001	20000	10	3892	300	-4.4% / °C	J
NGD3253F3T1NLB001	25000	1	3892	300	-4.4% / °C	J
NGD3502K3T1NLB001	5000	10	3892	300	-4.4% / °C	J

Certification & Compliance

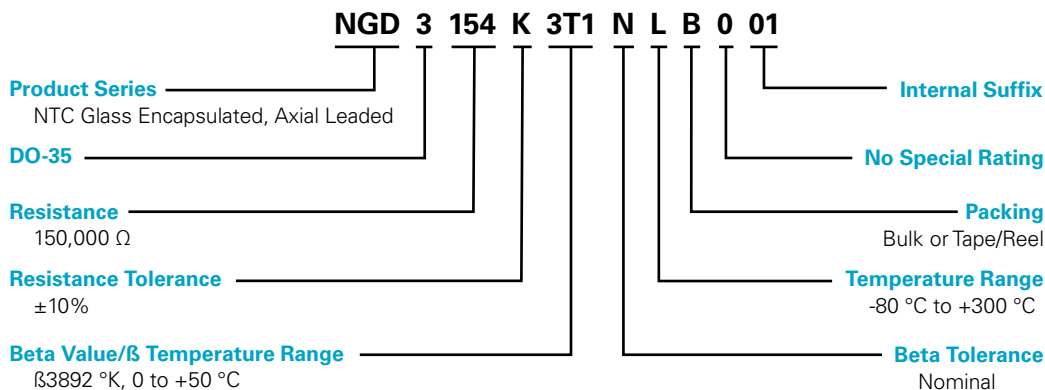
REACH

Reach Regulation (EC) No. 1907/2006

RoHS

RoHS 2 Directive 2011/65/EU; Directive (EU) 2015/863

Part Numbering System



Leaded Thermistors

NGD Series

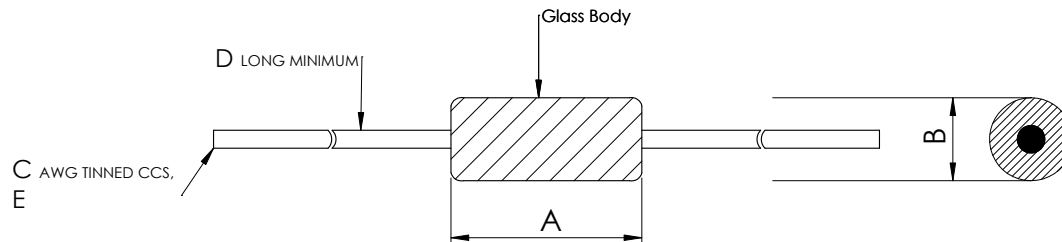
Ordering Information

CATALOG NUMBER	PACKAGING	QUANTITY
NGD3103J3V2NHT001	Ammo Packing	5000 pcs
NGD3103K3T1NHT001	Ammo Packing	5000 pcs
NGD3103K3T1NLB001	Tape/Reel	5000 pcs
NGD3154K3T1NLB001	Bulk	–
NGD3203K3T1NLB001	Bulk	–
NGD3253F3T1NLB001	Bulk	–
NGD3253F3T1NLB001	Bulk	–
NGD3103F3T1NLT001	Tape/Reel	5000 pcs

Electrical Specifications

RESISTANCE (25 °C) Ω	RESISTANCE TOLERANCE, ±%	TEMP. COEFFICIENT (%/°C)	BETA (K)	DISSIPATION CONSTANT (MW/C)	TIME CONSTANT (STILL AIR) (SEC)	TEMP RATING (°C)
1000 to 2000000	0.5 to 10.0	3.31 to 4.4	2000 ~ 5000	≤2.0 ~ 4.0	≤12.0 ~ 20.0	-80 ~ +300 for the thermistor, leads tinning is rated +250

Dimensions Inches (mm)



A	B	C	D	E
0.110" to 0.170" (2.794 to 4.318 mm)	0.065" to 0.110" (1.651 to 2.794 mm)	0.0157" ± 0.0025" to 0.0200" 0.001" (0.0157 ± 0.0635 mm to 0.508 0.0254 mm)	0.157" to 0.2 50" (3.9878 to 6.350 mm)	Tinned Dument

Disclaimer Notice – Information furnished is believed to be accurate and reliable. However, users should independently evaluate the suitability of and test each product selected for their own applications. Littelfuse products are not designed for, and may not be used in, all applications. Read complete Disclaimer Notice at www.littelfuse.com/product-disclaimer.