

SE-CS40 SERIES

Current Sensor

CE



Description

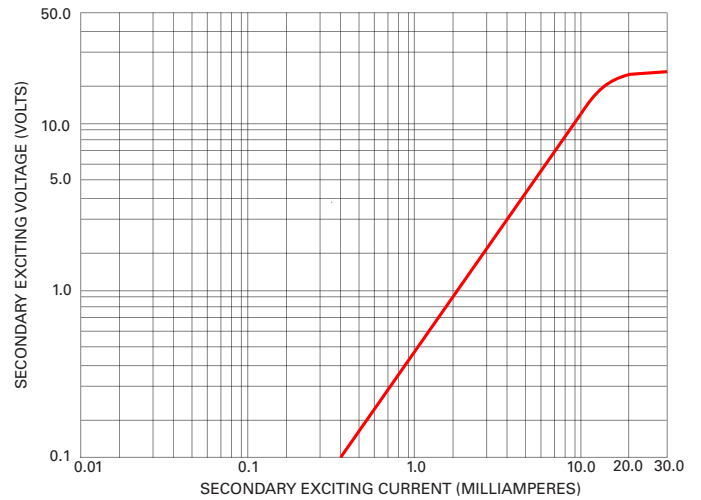
The SE-CS40 series is a current transformer used with Littelfuse relays to detect earth-leakage current.

Specifications

Turns Ratio	800:1
Current Rating	50:0.0625 A
Accuracy	3% @ 0.04 VA
Frequency	50-400 Hz
Insulation Level	600 V, 10 kV BIL full wave
Operating Temperature	-40 to 60°C (-40 to 140°F)
Application	SE-135, SE-145
Certification	CE
Compliance	IEC 60044-1

Ordering Information

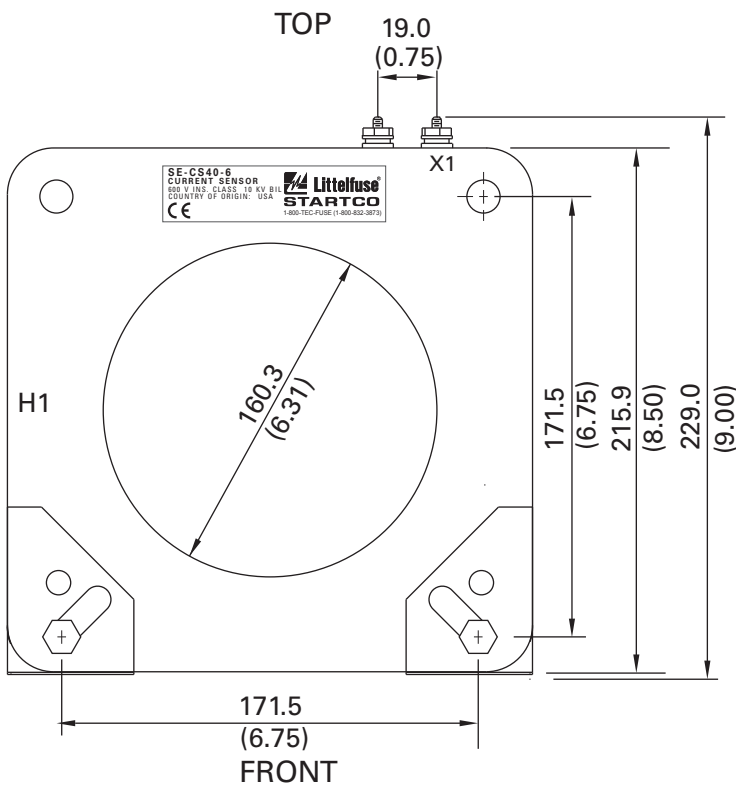
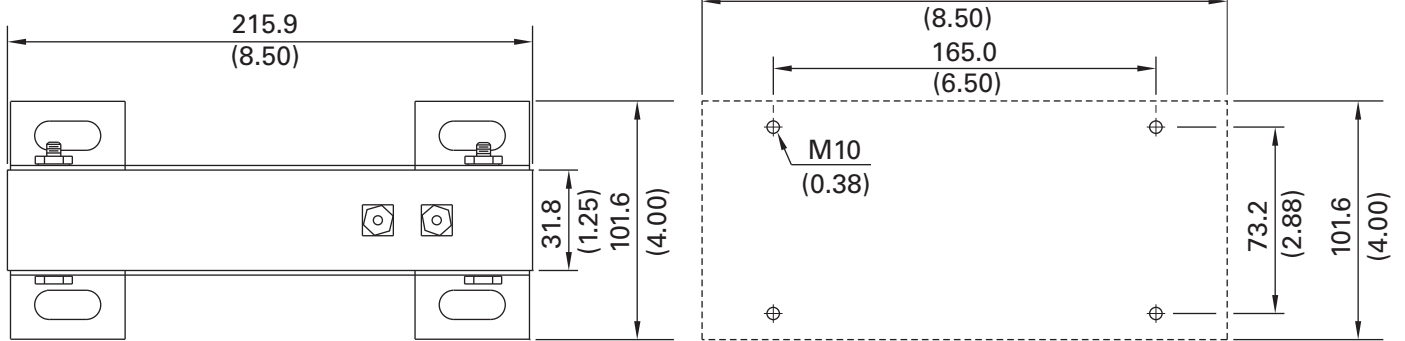
ORDERING NUMBER	WINDOW SIZE, ID	WEIGHT
SE-CS40-6	160.3 mm (6.31")	1.8 kg (4 lb)




SE-CS40 SERIES

Dimensions and Mounting Diagram

SE-CS40-6



MOUNTING DETAIL



SIDE

NOTES:

1. DIMENSIONS IN MILLIMETRES (INCHES).
2. RoHS COMPLIANCE PENDING.
3. EN 60044-1 COMPLIANT.