Holder / No. 595

not for new developments;
please refer to holder no. 850

Panel Mount, for 5x20 mm Fuses

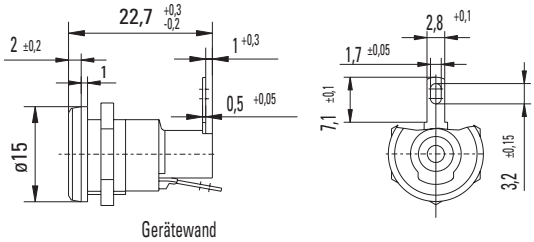

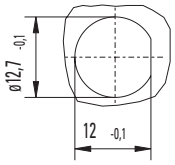

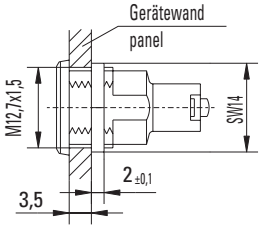

Holes in the Printed Circuit Board

Cap / No. 583

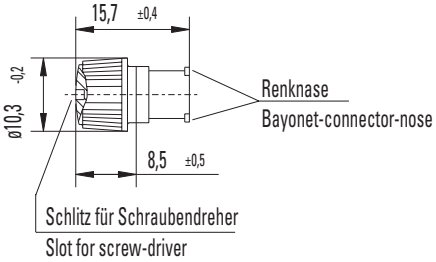

Specifications

Montage
12.7mm diameter D-hole
Admissible torque on plastic hex nut is 1.2Nm

Terminals
Solderable or 2.8mm quick connect-fits 0.5mm tab

Protection Class & Category
IP 40 (IEC 60529)

Materials

Holder:	Duroplastic (Phenolplast PF), black
Cap:	Thermoplastic (Polyamide PA 6.6), UL 94 V-0, black
Metal Parts:	Copper alloy, corrosion protected
Terminals:	solderable tinned

Electrical Data (23 °C)

Rated Voltage:	250 V
max. Current/Power:	6.3 A / 2.5 W

Operating Temperature
-25 °C to 70 °C (consider de-rating)

Stock Conditions
10 °C to 70 °C

Contact Resistance
≤ 5 mΩ

Dielectric Strength
3 kV, dry

Insulation Resistance
> 10^3 MΩ (500 V DC, 1 min.)

Solderability
235 °C, 3 sec. (Wave)
350 °C, 1 sec. (Soldering Iron)

Soldering Heat Resistance
260 °C, 5 sec. (IEC 60068.2-20)

Marking
595, 250 V

Unit weight
3,4 g (595) / 1,7 g (583)

Order Information

Packaging
Bulk (100 St.)

Order Numbers

Holder	No. 595 0000 000
Cap	No. 583 0000 000

Note: 1.00 means the number one with two decimal places. 1,000 means the number one thousand.

WICKMANN

In our continuing strategy to deliver unparalleled circuit protection solutions, technical expertise and application leadership, we proudly introduce the WICKMANN Group and its products to the Littelfuse portfolio.

WebSite www.littelfuse.com