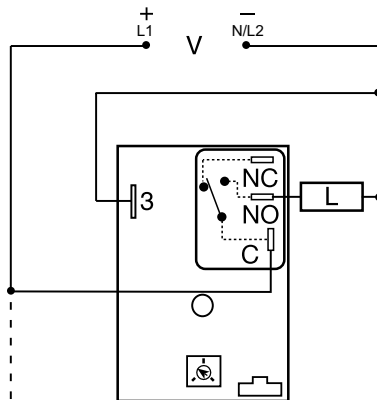


HRDI SERIES

Interval Timer



Wiring Diagram



C = Common, Transfer Contact
NO = Normally Open
L = Load

NOTE: A knob, or terminals 4 & 5 are only included on adjustable units. R_T is used when external adjustment is ordered. Relay contacts are not isolated.

Description

The HRDI Series combines an electromechanical relay output with microcontroller timing circuitry. It offers 12 to 230V operation in five ranges and factory fixed, external, or onboard adjustable time delays with a repeat accuracy of $\pm 0.5\%$. The output contact rating allows for direct operation of heavy loads, such as compressors, pumps, blower motors, heaters, etc. This series is ideal for OEM applications where cost is a factor.

Operation (Interval)

Upon application of input voltage, the time delay begins. The output relay is energized during the time delay. At the end of the time delay, the output de-energizes and remains de-energized until input voltage is removed.

Reset: Removing input voltage resets the time delay and the output.

Features & Benefits

FEATURES	BENEFITS
Microcontroller based	Repeat Accuracy +/- 0.5%
Compact, low cost design	Allows flexibility for OEM applications
Isolated, 30A, SPDT, NO output contacts	Allows direct operation of heavy loads: compressors, pumps, blower motors, heaters.
Encapsulated	Protects against shock, vibration, and humidity.

Accessories



P1004-95, P1004-95-X Versa-Pot
Panel mountable, industrial potentiometer recommended for remote time delay adjustment.



P1023-6 Mounting bracket
The 90° orientation of mounting slots makes installation/removal of modules quick and easy.



P0700-7 Versa-Knob
Designed for 0.25 in. (6.35 mm) shaft of Versa-Pot. Semi-gloss industrial black finish.




P1015-13 (AWG 10/12), P1015-64 (AWG 14/16) Female Quick Connect
These 0.25 in. (6.35 mm) female terminals are constructed with an insulator barrel to provide strain relief.



P1015-18 Quick Connect to Screw Adapter
Screw adapter terminal designed for use with all modules with 0.25 in. (6.35 mm) male quick connect terminals.



C103PM (AL) DIN Rail
35 mm aluminum DIN rail available in a 36 in. (91.4 cm) length.



P1023-20 DIN Rail Adapter
Allows module to be mounted on a 35 mm DIN type rail with two #10 screws.

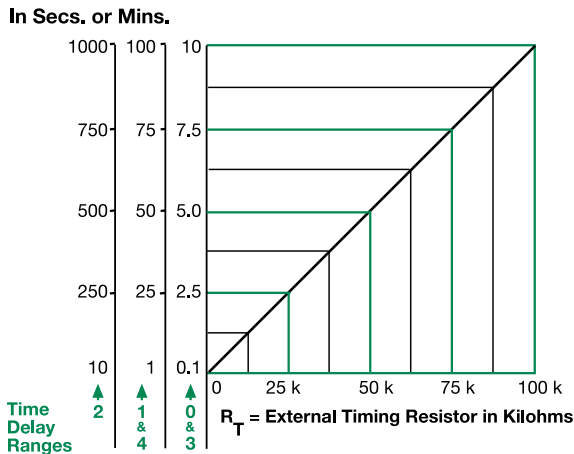
Ordering Information

MODEL	INPUT VOLTAGE	ADJUSTMENT	TIME DELAY
HRDI117S	12VDC	Fixed	7s
HRDI421	120VAC	Onboard	1 - 100s
HRDI422	120VAC	Onboard	10 - 1000s

If you don't find the part you need, call us for a custom product 800-843-8848

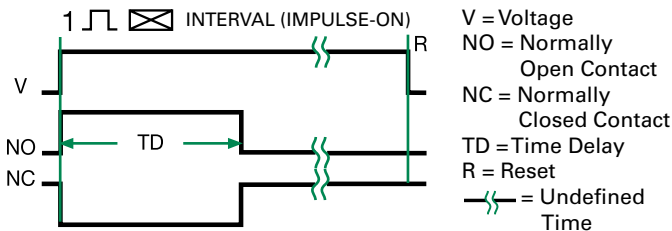
HRDI SERIES

External Resistance vs. Time Delay



This chart applies to externally adjustable part numbers.
The time delay is adjustable over the time delay range selected by varying the resistance across the R_T terminals; as the resistance increases the time delay increases.
When selecting an external R_T, add the tolerances of the timer and the R_T for the full time range adjustment.
Examples: 1 to 50 S adjustable time delay, select time delay range 1 and a 50 K ohm R_T. For 1 to 100 S use a 100 K ohm R_T.

Function Diagram



Specifications

Time Delay Type	Microcontroller circuitry	
Range	0.1s - 100m in 5 adjustable ranges or fixed	
Repeat Accuracy	±0.5 % or 20ms, whichever is greater	
Tolerance (Factory Calibration)	±1%, ±5%	
Recycle Time	≤ 150ms	
Time Delay vs Temp. & Voltage	±2%	
Input Voltage	12 or 24VDC; 24, 120, or 230VAC	
Tolerance 12VDC & 24VDC	-15% - 20%	
24 to 230VAC	-20% - 10%	
AC Line Frequency	50/60 Hz	
Power Consumption	AC ≤ 4VA; DC ≤ 2W	
Output Type	Electromechanical relay	
Form	SPDT, non-isolated	
Ratings	SPDT-NO	SPDT-NC
General Purpose	125/240VAC	30A
Resistive	125/240VAC	30A
	28VDC	20A
Motor Load	125VAC	1 hp*
	240VAC	2 hp**
Life	Mechanical - 1 x 10 ⁶ ; Electrical - 1 x 10 ⁵ , *3 x 10 ⁴ , **6,000	
Protection	IEEE C62.41-1991 Level A	
Surge Circuitry	Encapsulated	
Dielectric Breakdown	≥ 2000V RMS terminals to mounting surface	
Insulation Resistance	≥ 100 MΩ	
Polarity	DC units are reverse polarity protected	
Mechanical Mounting	Surface mount with one #10 (M5 x 0.8) screw	
Dimensions	H 76.7 mm (3"); W 51.3 mm (2"); D 38.1 mm (1.5")	
Termination	0.25 in. (6.35 mm) male quick connect terminals	
Environmental		
Operating/Storage Temperature	-40° to 60°C / -40° to 85°C	
Humidity	95% relative, non-condensing	
Weight	≈ 3.9 oz (111 g)	