Littelfuse®
Expertise Applied | Answers Delivered

102/122 Series Circuit Board Mount Fuse Clips for 1/4" Diameter Fuses

RoHS



Agency Approval

Agency	Agency File Number	
	102 Series	122 Series
	E14721	

Additional Information

- Datasheet 102 Series
- Resources 102 Series
- Samples 102 Series
- Datasheet 122 Series
- Resources 122 Series
- Samples 122 Series

Product Characteristics

	102 Series	122 Series
Compatible Fuse Size	1/4" Diameter Fuses 312, 313, 314, 326, 505, 506, 508 Series	
Current Level	15 amperes max	30 amperes max

Product Dimensions

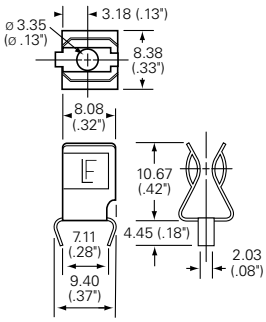

Bowed Leads for 102 series

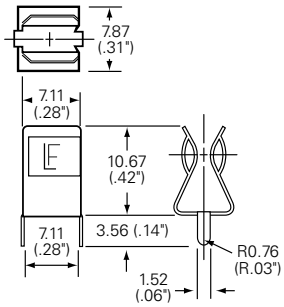

Straight Leads for 102 and 122 Series

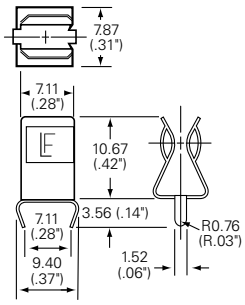

Bowed Leads for 122 series

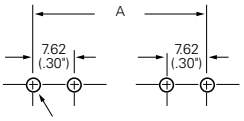

1.98 (.078") DIA. Holes - Straight Leads
2.54 (.100") DIA. Holes - Bowed Leads

Recommended Mounting Dimensions

Nominal Fuse Length	"A" Length
5/8	.750
3/4	.875
7/8	1.000
1	1.125
1 1/16	1.187
1 1/4	1.347
1 7/16	1.562

© 2019 Littelfuse, Inc.
Specifications are subject to change without notice.

Specifications are subject to change without notice. Application testing is strongly recommended.

Ordering Information

Ordering PN *	Catalog No.	Clip Material	Plating	Style	Packaging Available
Traditional Clips					
01020071	102 071	Spring Brass	Tin-plated	Ear	Z
01020074	102 074	Spring Brass	Tin-plated	Earless	Z
01020076	102 076	Spring Brass	Tin-plated	Ear	Z
01220055	122 055	Copper-Nickel Alloy	Tin-plated	Ear	Z
01220083	122 083	Beryllium Copper	Silver-plated	Ear	Z
01220087	122 087	Beryllium Copper	Silver-plated	Earless	Z
01220088	122 088	Beryllium Copper	Tin-plated	Ear	Z & ZR
01220093	122 093	Beryllium Copper	Tin-plated	Earless	Z
Bowed Tab Clips					
01020078	102 078	Spring Brass	Tin-plated	Earless	H & Z
01020079	102 079	Spring Brass	Tin-plated	Ear	Z
01220055Z-1	122 055	Copper-Nickel Alloy	Tin-plated	Ear	-
01220088Z-1	122 088	Beryllium Copper	Tin-plated	Ear	-

***Add Suffix to the Ordering PN for Packaging:**
"H" = Std. package 100 pcs per pack
"Z" = For bulk package
"ZR" = Tape and reel package, 300pcs

Disclaimer Notice - Information furnished is believed to be accurate and reliable. However, users should independently evaluate the suitability of and test each product selected for their own applications. Littelfuse products are not designed for, and may not be used in, all applications. Read complete Disclaimer Notice at: www.littelfuse.com/disclaimer-electronics.

© 2019 Littelfuse, Inc.
Specifications are subject to change without notice.