

59250 Seating Occupancy Reed Switch Sensor

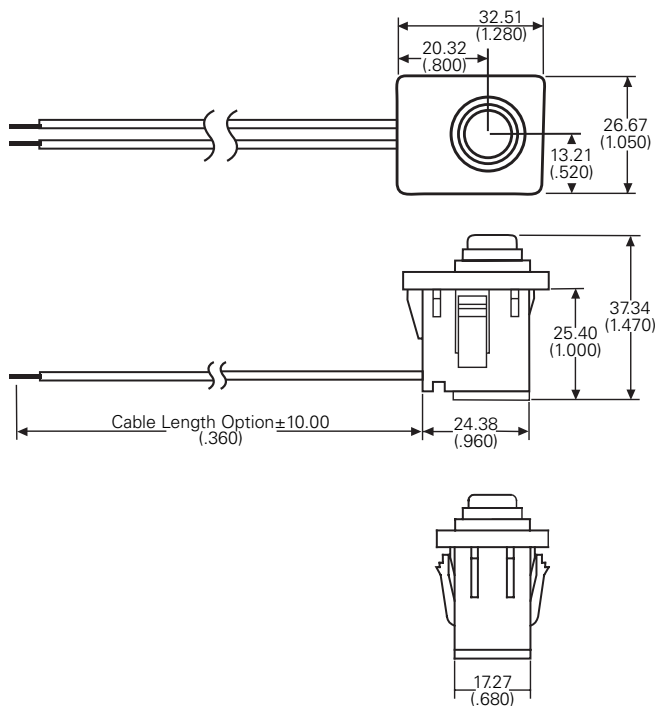
RoHS



Note: 59250 Sensor shown with Deutsch DTM04-2P connector.

Dimensions

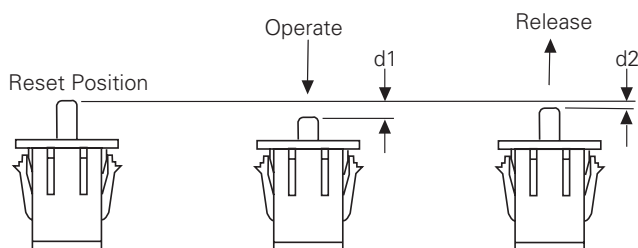
Dimensions in mm (inch)



Activation (without boot)

Operate Distance d1 5.5mm (0.217) max.

Release Distance d2 1.5mm (0.059) min.



Description

The 59250 is a magnetically operated push button sensor with a simple push-fit clip mounting. Normally open contacts actuate when the plunger is depressed. Switches up to 140Vac/200Vdc at 10W. It has integral neoprene boot for environmental protection. It is available with choice of various cable lengths and connector options.

Features

- Magnetically operated position sensor
- Simple push fit mounting
- Operates when plunger is depressed
- Choice of cable length
- Choice of connector
- RoHS Compliant

Benefits

- Robust construction makes this sensor well suited to harsh environments
- Integral neoprene boot provides protection from severe environments
- No standby power required
- Hermetically sealed, magnetically operated contacts give excellent life and reliability

Applications

- Seat occupancy sensing
- Position and limit sensing

59250 Seating Occupancy Reed Switch Sensor

Electrical Ratings

Contact Type			Normally Open
Switch Type			1
Contact Rating ¹		VA/Watt - max.	10
Voltage ⁴	Switching ²	Vdc - max.	200
	Breakdown ³	Vac - max. Vdc - min.	140 250
Current ⁴	Switching ²	Adc - max.	0.5
	Carry	Aac - max. Adc - max.	0.35 0.5
Resistance ⁵	Contact, Initial Insulation	Ω - max.	0.2
		Ω - min.	10 ¹⁰
Capacitance	Contact	pF - typ.	0.2
Temperature	Operating	°C	-40 to +85

Product Characteristics

Operate Time ⁶		ms - max.	1.0
Release Time ⁶		ms - max.	1.0
Shock ⁷	11ms ½ sine	G - max.	100
Vibration ⁷	50-2000 Hz	G - max.	30

Notes:




- Contact rating - Product of the switching voltage and current should never exceed the wattage rating. Contact Littelfuse for additional load/life information.
- When switching inductive and/or capacitive loads, the effects of transient voltages and/or currents should be considered. Refer to Application Notes AN108A and AN107 for details.
- Breakdown Voltage - per MIL-STD-202, Method 301.
- Electrical Load Life Expectancy - Contact Littelfuse with voltage, current values along with type of load.
- This resistance value is for 11.81mm wire length. Resistance changes when wire lengthens.
- Operate (including bounce)/Release Time - per EIA/NARM RS-421-A, diode suppressed coil (Coil II).
- Shock and Vibration - per EIA/NARM RS-421-A and MIL-STD-202.
- For custom modifications to the wire length or size, or adding a special connector, please contact Littelfuse.

59250 Seating Occupancy Reed Switch Sensor

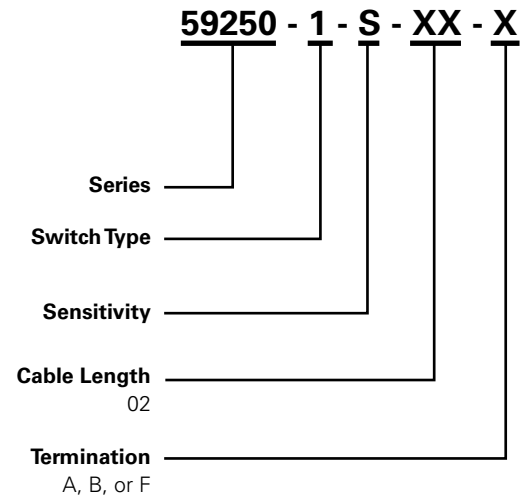
Cable Length Specification

Cable Type: 18 AWG 19/30 XLP Polyethylene	
Select Option	Cable Length mm (inch)
02	300 (11.81)

Termination Specification

Termination Options		
Select Option	Description (Two-wire versions illustrated)	
A	Tinned leads (6.4±0.76)mm	
F	Untinned leads (6.4±0.76)mm	
B	Deutsch DTM04-2P	

Part Numbering System



Packaging

Packaging Option	Packaging Specification	Quantity	Quantity & Packaging Code	Taping Width
Bulk	Bulk	500	N/A	N/A

Disclaimer Notice - Information furnished is believed to be accurate and reliable. However, users should independently evaluate the suitability of and test each product selected for their own applications. Littelfuse products are not designed for, and may not be used in, all applications. Read complete Disclaimer Notice at www.littelfuse.com/disclaimier-electronics.